



CRIME IN TENNESSEE

2022



TENNESSEE BUREAU OF INVESTIGATION
STATISTICAL ANALYSIS CENTER | CJIS SUPPORT CENTER

TN.GOV/TBI |    @TBIINVESTIGATION



BILL LEE
Governor

TENNESSEE BUREAU OF INVESTIGATION

901 R.S. Gass Boulevard
Nashville, Tennessee 37216-2639
(615) 744-4000
Facsimile (615) 744-4500
TDD (615) 744-4001



DAVID B. RAUSCH
Director

July 10, 2023

Ladies and Gentlemen:

I am pleased to present to you the 2022 Crime in Tennessee annual report. The Tennessee Bureau of Investigation’s CJIS Support Center, compiles and publishes this report based upon crime statistics submitted by all law enforcement agencies across the state. The agencies report crimes to the Tennessee Incident Based Reporting System (TIBRS), which is the state’s version of the FBI’s National Incident Based Reporting System (NIBRS).

Incident-based reporting views a crime and all its components as an “incident.” Information about the crime, including details of the offense, victim, offender, property, arrestees, and the relationship between the people involved, are all reported. Because of the extent of detailed data collected, the TIBRS program provides an even more accurate depiction of crime in each community than the Uniform Crime Report (UCR) published by the FBI.

The TIBRS program continues to serve as a model for the nation and remains successful because of the continued cooperation by Tennessee’s law enforcement community. The TBI provides TIBRS training to commissioned and non-commissioned law enforcement personnel across the state. TBI remains committed to this effort and will continue to provide the training and technical assistance necessary to collect the most accurate and comprehensive crime statistics for Tennessee and its citizens.

As always, we strongly discourage ranking of law enforcement agencies according to the statistics. There are too many demographic, socio-economic and other factors out of the control of law enforcement that contribute to the nature of the crimes committed. Crime varies from place to place and ranking the agencies based solely on numbers would neither be fair to the agencies nor their communities.

I would like to thank all participating law enforcement agencies for their hard work and contributions to making this report a thorough and accurate picture of crime in Tennessee. It is only with their support that our state continues to maintain such a successful program.

Sincerely,

David Rausch
Director



INTERNATIONALLY ACCREDITED SINCE 1994

INTRODUCTION

What is incident based reporting?

Incident based reporting views a crime and all of its components as an “incident”. In order to obtain important information, facts recorded and preserved about the incident are organized into specific categories or segments. The vehicle used for recording these facts is a “data element”. Data elements provide information about crime and its involvement with victims, offenders, property, arrestees, etc.

What is TIBRS?

The Tennessee Incident Based Reporting System (TIBRS) program is an incident-based reporting system designed to collect information on every single crime occurrence and on each offense and arrest within the occurrence. The most significant difference between TIBRS and traditional Uniform Crime Reporting (UCR) system is the degree of detail in reporting. TIBRS collects information on 24 crime categories made up of 54 specific offenses (Group A Offenses) compared to the UCR Summary reporting system that collects only eight Part 1 Offenses. Additionally, arrests are reported for 10 Group B offense categories in TIBRS. Under the UCR Summary system, only the most serious offense was reported. In TIBRS up to 10 offenses can be reported within the same incident and each offense is counted as a crime. Because of the differences between UCR summary data and TIBRS data, any cross comparisons would provide inaccurate results in trend analysis. As of January 1, 2021 the UCR system was retired and the FBI switched to NIBRS.

Pitfalls of Ranking

In the past, crime data has been used to compile rankings of individual jurisdictions and institutions of higher learning. These crude and/or incomplete analyses have often created misleading perceptions which adversely affect geographic entities and their residents. The FBI has a long-standing policy against ranking cities, counties, states and universities/colleges on the basis of crime data alone and the TBI concurs.

Locals should not be ranked because there are many factors that cause the nature and type of crime to vary from place to place. TIBRS statistics include only jurisdictional figures along with reported crime, clearance or arrest data. Rankings ignore the uniqueness of each locale. Per the FBI, all jurisdictions are affected in some degree by:

- Population density and degree of urbanization of the locality and surrounding area;
- Variations in composition of the population;
- Number of residents vs. the “policing population” i.e., residents plus daily commuters, transients, tourists, shoppers, etc.;
- Economic conditions;
- Modes of transportation and highway systems;
- Cultural conditions;
- Family conditions with respect to divorce and family cohesiveness;
- Climate;
- Effective strength of law enforcement;
- Administrative and investigative emphases of law enforcement; and/or

- Policies of other components of the criminal justice system, i.e., prosecutorial, judicial, correctional, and probational.

The attitudes of a jurisdiction's citizenry toward crime and the crime reporting practices of its residents are known to have an effect on the number of crimes coming to the attention of law enforcement.¹

Because of concerns regarding the proper use of TIBRS data, the TBI has the following policies:

- The TBI will not analyze, interpret, or publish crime statistics based solely on a single dimension of interagency ranking;
- The TBI will not furnish agency-based crime statistics to data users in a ranked format; and
- When providing/using agency-oriented statistics, the TBI cautions and, in fact, strongly discourages data users against using rankings to evaluate locales or the effectiveness of their law enforcement departments.

Crime Rates

Crime rates in both Crime in Tennessee and the FBI's Crime in the United States reflect all 24 Group A Offense Categories. The purpose of this publication is to make the data more clear than the overall FBI survey of crime. Please be aware, the data included in this publication is raw numbers and not the crime rates. In order to assist in determining crime rates for given offenses, the following formula may be used:

$$\text{Crime Rate} = \frac{\text{Number of Offenses}}{\text{Population}} \times 100,000$$

Population Estimates

The population data is from the 2022 state population estimate.

Trends

We strongly discourage attempting to compare the TIBRS data for 2022 to any data previously released by the FBI in the Crime in the United States publications. The data sets are not comparable due to the number of types of crimes reported and that all offenses in an incident are reported in TIBRS. Trend information for the state is included in the statewide section of the report.

Crime Counts

All crimes reported in Crime in Tennessee are based upon crimes that occurred in 2022. If a person was arrested in 2022 for a crime that occurred in a previous year, the arrest statistics will not be included in the 2022 counts.

¹ "Uniform Crime Reporting Statistics: Their Proper Use - FBI." *FBI.gov*, May 2017, <https://ucr.fbi.gov/ucr-statistics-their-proper-use>.



QUICK FACTS

Tennessee's law enforcement agencies report crime data to the Tennessee Bureau of Investigation through the Tennessee Incident-Based Reporting System, also known as TIBRS.

This comprehensive system collects incident-level data on crimes, allowing the public and law enforcement agencies to have a thorough understanding of the crimes impacting communities across Tennessee. The system categorizes crimes in two groups, outlined in the box below.

The 2022 data, after being extensively audited, was extracted on May 30, 2023, and compiled into this year's report.

For more details on TIBRS, visit our website: Crimeinsight.TBI.TN.gov

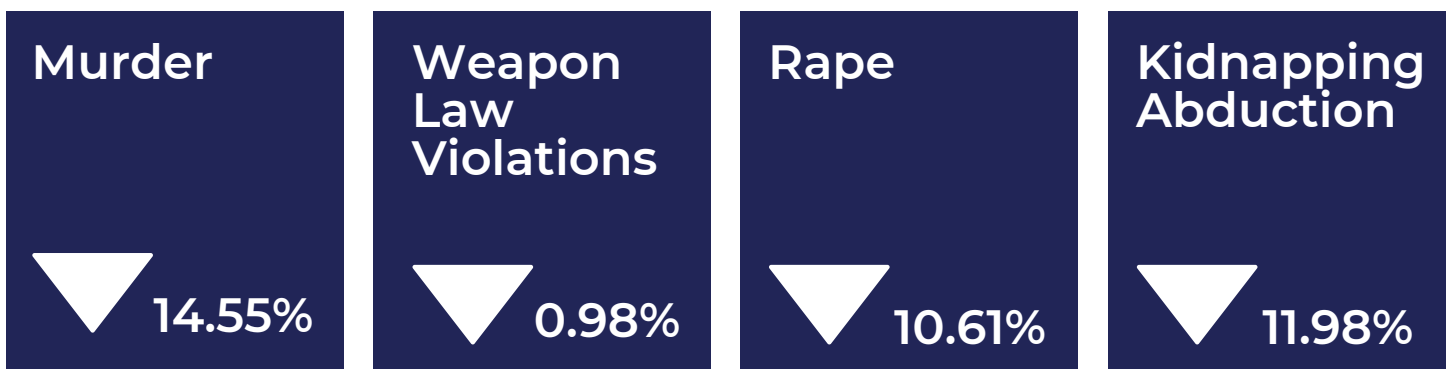
Group A Offenses

Animal Cruelty, Arson, Assault, Bribery, Burglary/Breaking & Entering, Counterfeiting/Forgery, Destruction/Damage/Vandalism, Drug/Narcotic, Embezzlement, Extortion/Blackmail, Fraud, Gambling, Homicide, Human Trafficking, Kidnapping/Abduction, Larceny/Theft, Motor Vehicle Theft, Pornography/Obscene Material, Prostitution, Robbery, Sex Offenses, Stolen Property, Drug Equipment, Weapon Law Violations

Group B Offenses

Bad Checks, Curfew/Loitering/Vagrancy, Disorderly Conduct, Driving Under the Influence, Drunkenness, Family Offenses (Non-Violent), Liquor Law Violation, Peeping Tom, Trespass of Real Property, All Other Offenses

YEAR TO YEAR



CRIME IN TENNESSEE 2022



GROUP A DATA

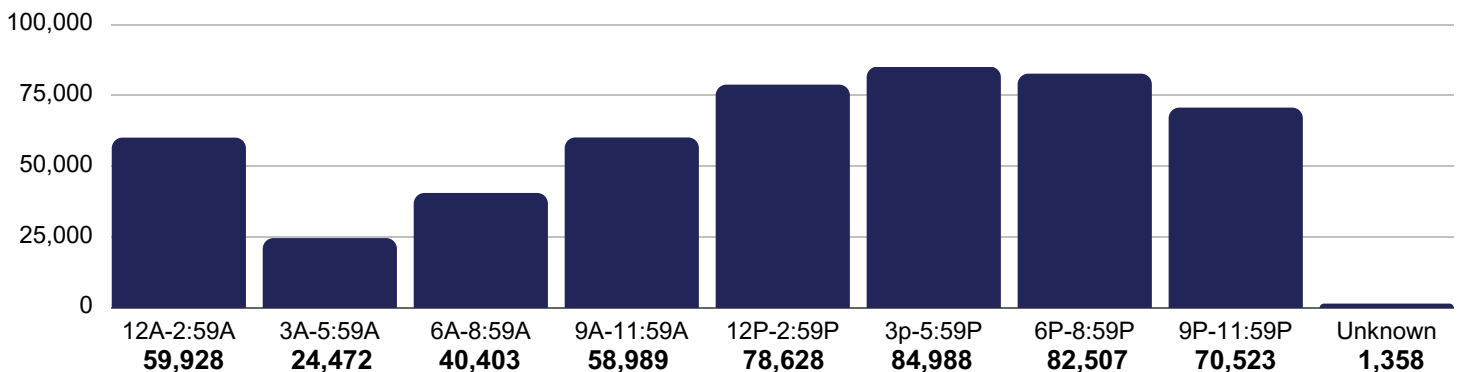
REPORTED OFFENSES

JANUARY 39,529	FEBRUARY 37,474	MARCH 42,119	APRIL 42,444	MAY 43,906	JUNE 42,460
JULY 44,490	AUGUST 44,449	SEPTEMBER 43,300	OCTOBER 42,527	NOVEMBER 38,964	DECEMBER 40,134

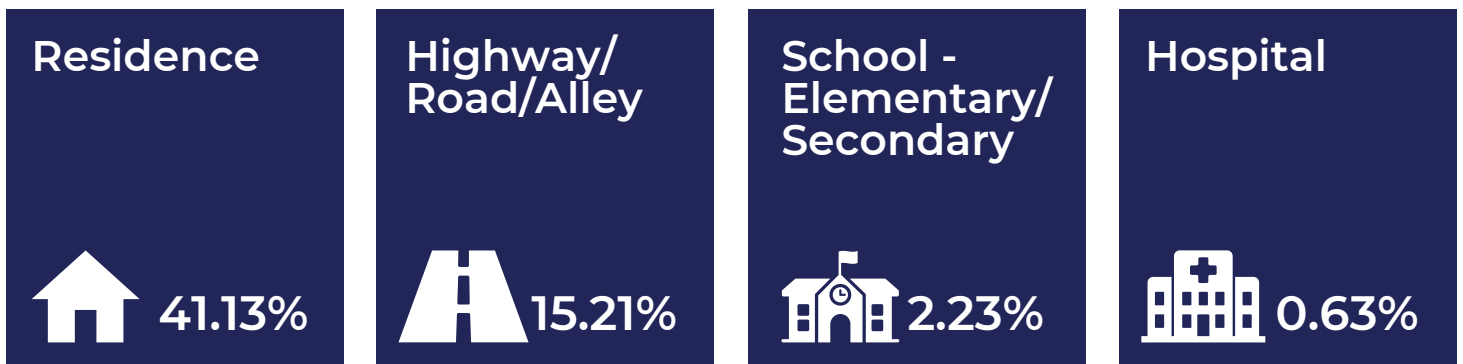
CLEARED INCIDENTS

JANUARY 14,936	FEBRUARY 14,902	MARCH 16,334	APRIL 15,744	MAY 15,782	JUNE 14,979
JULY 15,070	AUGUST 15,606	SEPTEMBER 14,811	OCTOBER 14,315	NOVEMBER 13,285	DECEMBER 13,607

TIME OF DAY



LOCATIONS

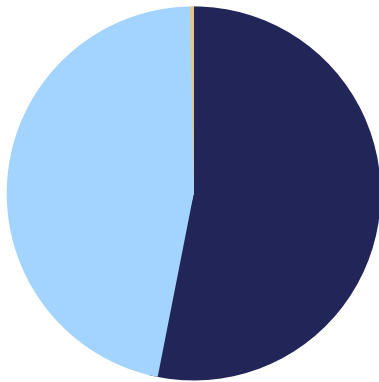




VICTIM DATA

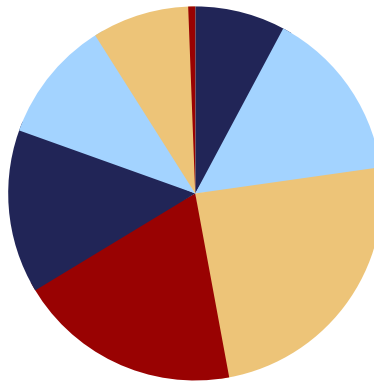
The number of total victims reported in 2022 was 346,362, representing a 1.08% increase over 2021.

SEX



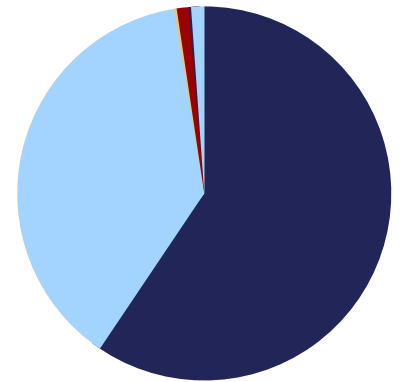
FEMALE: 183,167
MALE: 161,452
UNKNOWN: 1,043

AGE



UNDER 18: 27,016
18-24: 51,824
25-34: 84,259
35-44: 66,632
45-54: 48,977
55-64: 36,551
65+: 29,037
UNKNOWN: 2,066

RACE



WHITE: 205,796
BLACK/AFRICAN-AMERICAN: 131,466
AMERICAN INDIAN/ALASKAN NATIVE: 906
ASIAN: 3,498
NATIVE HAWAIIAN/PACIFIC ISLANDER: 774
UNKNOWN: 3,920



The reported number of Extortion/Blackmail victims has increased 77.51% since 2020.



Reported victims of Motor Vehicle Theft increased 26.91% from 2021 to 2022.



The number of Identity Theft victims increased 25.55% from 2021 to 2022.



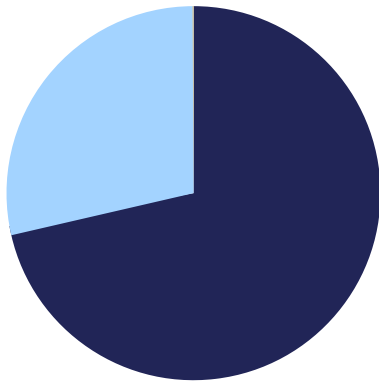
The reported number of Burglary victims dropped 18.21% from 2020 to 2022.



DOMESTIC VIOLENCE DATA

Domestic Violence offenses include some type of assault, accompanied by a reported victim-to-offender relationship that is domestic in nature, to include spouse, child, parent, boyfriend/girlfriend, etc.

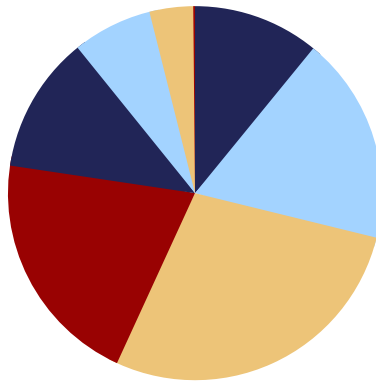
VICTIM SEX



FEMALE: 44,102
MALE: 17,629
UNKNOWN: 52

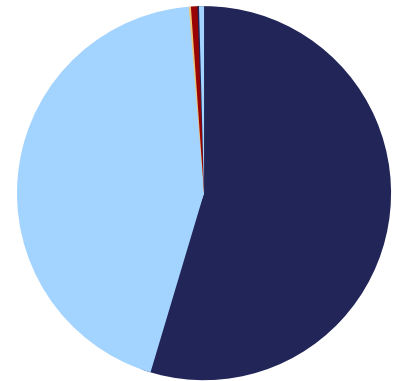
Simple assault accounted for 65.21% of all reported domestic violence offenses in 2022. Additionally, there were 96 murders reported with a domestic relationship, along with 585 rapes.

VICTIM AGE



UNDER 18: 6,733
18-24: 11,080
25-34: 17,310
35-44: 12,670
45-54: 7,312
55-64: 4,255
65+: 2,332
UNKNOWN: 91

VICTIM RACE



WHITE: 33,747
BLACK/AFRICAN-AMERICAN: 27,231
ASIAN: 341
AMERICAN INDIAN/ALASKAN NATIVE: 110
NATIVE HAWAIIAN/PACIFIC ISLANDER: 89
UNKNOWN: 265









'Boyfriend/Girlfriend' made up the highest percentage of reported victim-to-offender relationship in 2022, followed by 'Ex-Boyfriend/Girlfriend.'

CRIME IN TENNESSEE

2022



3-YEAR TRENDS

	2020		2021		2022
 DUI ARRESTS	18,352	▲	19,656	▼	17,794
 METH OFFENSES (LABS)	2,002	▲	2,343	▼	1,960
 METH OFFENSES (IMPORTS)	14,612	▲	17,917	▼	14,215
 ARSON	1,007	▼	955	▼	884
 ANIMAL CRUELTY	458	▲	591	▲	640
 JUVENILE ARRESTS	3,816	▲	5,069	▼	4,143
 JUVENILE VICTIMS	21,125	▲	24,781	▲	26,582
 GROUP B OFFENSES	131,005	▲	136,605	▲	136,970



ARRESTEE DATA

'Arrests' are actual arrests or citations, which differ from individual offense counts. There were a total of 119,215 arrests reported for Group A offenses in 2022, decreasing 12.48% from 2021. Juveniles made up 7.98% of Group A arrests in 2022. Simple Assaults made up the most arrests among juveniles, with 3,246, followed by drug/narcotic violations, at 1,962 in 2022.

WHO REPORTS?

All law enforcement agencies, as well as colleges and universities, are mandated under Tennessee law to report crime statistics monthly to the Tennessee Bureau of Investigation.

This report is based upon a 'snapshot' of the database as of May 30, 2023. As agencies update their 2022 data, changes will be reflected at Crimeinsight.TBI.TN.gov.

At the time of this report's release, zero agencies failed to be in compliance with reporting requirements and were listed as decertified.

'COVERED BY'

AGENCY

13th Judicial Drug Task Force
Baneberry PD
Bethel Springs PD
Copperhill PD
Crump PD
Cumberland Gap PD
LaGrange PD
New Hope PD
Powell's Crossroads PD
Samburg PD
Sunbright PD
Watauga PD
Winfield PD

DATA REPORTED BY

Cookeville PD
Jefferson Co. SO
McNairy Co. SO
Polk Co. SO
Hardin Co. SO
Clairborne Co. SO
Fayette Co. SO
Marion Co. SO
Marion Co. SO
Obion Co. SO
Morgan Co. SO
Carter Co. SO
Scott Co. SO

DECERTIFIED

There were no decertified agencies at the time of publication of this report.

Tennessee Statewide - NIBRS Agency Crime Overview - 2022

2022 Population Estimate		7,051,813		Offenses (*)		Arrests (**)		
Offense Overview		Group A Offenses		Reported	Cleared	Adult	Juvenile	
		Crimes Against Persons						
Offense Total	502,189	Murder		611	280	332	17	
Number Cleared	179,960	Negligent Manslaughter		39	16	19	1	
Percent Cleared	35.84%	Negligent Vehicular Manslaughter		5	5	3	0	
Group A Crimes per 100,000 population	7,121.4	Kidnapping/Abduction		1,954	870	590	19	
		Forcible Rape		2,156	467	180	21	
		Forcible Sodomy		472	80	12	8	
		Sexual Assault W/Object		225	49	8	1	
		Forcible Fondling		2,968	757	230	72	
		Incest		17	8	3	1	
		Statutory Rape		317	109	78	0	
		Aggravated Assault		36,692	15,316	9,828	569	
		Simple Assault		72,801	36,345	19,953	3,247	
		Intimidation		24,918	6,421	1,973	354	
		Stalking		1,838	422	249	7	
		Commercial Sex Acts		83	48	32	0	
		Involuntary Servitude		6	1	0	0	
		Crimes Against Property						
		Arson		885	222	127	26	
		Bribery		19	12	9	1	
		Burglary		22,206	3,589	3,167	259	
		Counterfeiting/Forgery		5,692	1,675	1,438	27	
		Destruction/Damage/Vandalism		46,478	8,534	3,103	572	
		Embezzlement		2,000	825	450	21	
		Extortion/Blackmail		924	41	15	5	
		Fraud - False Pretenses		13,017	2,495	1,245	24	
		Fraud - Credit Card/ATM		7,442	904	429	23	
		Fraud - Impersonation		4,190	1,438	1,123	25	
		Fraud - Welfare		57	10	5	0	
		Fraud - Wire		1,853	84	29	0	
		Fraud - Identity Theft		560	70	95	3	
		Fraud - Computer Hacking/Invasion		170	3	0	0	
		Robbery		4,853	936	792	121	
		Theft - Pocket-picking		788	32	106	6	
		Theft - Purse Snatching		141	19	7	1	
		Theft - Shoplifting		28,452	10,603	10,764	512	
		Theft From Building		16,072	2,516	994	133	
		Theft From Coin Machine		225	34	16	0	
		Theft From Motor Vehicle		31,731	1,562	912	209	
		Theft of Motor Vehicle Parts		11,791	387	307	3	
		Theft - All Other Larceny		28,536	3,198	2,773	160	
		Motor Vehicle Theft		26,543	3,969	2,904	341	
		Stolen Property Offenses		2,489	1,800	1,592	85	
		Crimes Against Society						
		Animal Cruelty		643	277	238	7	
		Drug/Narcotic Violations		50,944	38,838	35,134	1,964	
		Drug/Narcotic Equipment Violations		30,763	24,640	5,507	151	
		Gambling - Betting/Wagering		16	5	3	0	
		Gambling - Operating/Promoting		24	17	14	0	
		Gambling - Equipment Violations		20	11	7	0	
		Gambling - Sports Tampering		0	0	0	0	
		Pornography/Obscene Material		1,109	286	105	121	
		Prostitution		233	218	203	0	
		Prostitution Assisting/Promoting		45	35	34	0	
		Purchasing Prostitution		227	199	186	0	
		Weapon Law Violations		15,949	9,282	2,660	424	
		Total Group A Offenses		502,189	179,960	109,983	9,541	
Domestic Violence Victims								
Offense	Reported	Cleared						
Murder	94	76						
Aggravated Assault	10,397	6,514						
Simple Assault	40,279	22,811						
Intimidation	7,355	2,436						
Stalking	933	207						
Forcible Rape	584	167						
Forcible Sodomy	130	24						
Sexual Assault W/Object	72	21						
Forcible Fondling	643	148						
Incest	10	4						
Statutory Rape	63	25						
Kidnapping/Abduction	1,278	586						
Commercial Sex Acts	1	0						
Involuntary Servitude	0	0						
Total	61,839	33,019						
Group B Arrests								
Offense	Adult	Juvenile						
Bad Checks	177	0						
Curfew/Vagrancy	8	343						
Disorderly Conduct	3,167	827						
DUI	17,717	84						
Drunkenness	9,534	144						
Family-Non Violent	2,149	13						
Liquor Law Violations	1,889	240						
Peeping Tom	4	1						
Trespass	5,196	172						
All Other Offenses	93,276	2,335						
Total Group B	133,117	4,159						

Crime in Tennessee 2022

(*) Offenses are counted using the FBI Units of Count for Crime

(**) The 'Arrests' column shows arrests made for incidents during the selected period, regardless of arrest date. Arrest counts for the same period may change over time.

CRIME IN TENNESSEE

2022



SHERIFF'S OFFICES



Anderson County Sheriff's Office - NIBRS Agency Crime Overview - 2022

2022 Population Estimate		N/A	Offenses (*)		Arrests (**)		
			Reported	Cleared	Adult	Juvenile	
Offense Overview			Group A Offenses				
			Crimes Against Persons				
Offense Total	1,354		Murder	0	0	0	0
Number Cleared	765		Negligent Manslaughter	0	0	0	0
Percent Cleared	56.50%		Negligent Vehicular Manslaughter	0	0	0	0
Group A Crimes per 100,000 population	N/A		Kidnapping/Abduction	4	3	2	0
			Forcible Rape	15	4	2	0
			Forcible Sodomy	0	0	0	0
			Sexual Assault W/Object	0	0	0	0
			Forcible Fondling	9	4	0	0
Arrest Overview			Incest	0	0	0	0
Total Arrests	1,669		Statutory Rape	0	0	0	0
Adult Arrests	1,610		Aggravated Assault	124	85	45	5
Juvenile Arrests	59		Simple Assault	256	183	118	26
Unknown Age	0		Intimidation	63	34	23	1
Arrests per 100,000 population	N/A		Stalking	4	3	3	0
			Commercial Sex Acts	0	0	0	0
Average number offenses/incident	1.31		Involuntary Servitude	0	0	0	0
			Crimes Against Property				
Domestic Violence Victims			Arson	11	2	1	0
Offense	Reported	Cleared	Bribery	0	0	0	0
Murder	0	0	Burglary	88	23	23	0
Aggravated Assault	45	37	Counterfeiting/Forgery	6	4	3	0
Simple Assault	163	111	Destruction/Damage/Vandalism	78	41	11	5
Intimidation	28	22	Embezzlement	4	2	2	0
Stalking	4	3	Extortion/Blackmail	6	0	0	0
Forcible Rape	6	3	Fraud - False Pretenses	23	1	0	0
Forcible Sodomy	0	0	Fraud - Credit Card/ATM	11	4	3	0
Sexual Assault W/Object	0	0	Fraud - Impersonation	11	4	4	0
Forcible Fondling	2	0	Fraud - Welfare	0	0	0	0
Incest	0	0	Fraud - Wire	5	0	0	0
Statutory Rape	0	0	Fraud - Identity Theft	0	0	0	0
Kidnapping/Abduction	3	3	Fraud - Computer Hacking/Invasion	0	0	0	0
Commercial Sex Acts	0	0	Robbery	2	2	3	0
Involuntary Servitude	0	0	Theft - Pocket-picking	0	0	0	0
Total	251	179	Theft - Purse Snatching	0	0	0	0
			Theft - Shoplifting	5	4	2	0
			Theft From Building	37	11	8	0
Group B Arrests			Theft From Coin Machine	0	0	0	0
Offense	Adult	Juvenile	Theft From Motor Vehicle	37	6	5	0
Bad Checks	1	0	Theft of Motor Vehicle Parts	27	1	1	0
Curfew/Vagrancy	0	0	Theft - All Other Larceny	91	14	9	0
Disorderly Conduct	1	0	Motor Vehicle Theft	69	24	18	0
DUI	62	0	Stolen Property Offenses	12	12	10	1
Drunkenness	39	0	Crimes Against Society				
Family-Non Violent	1	0	Animal Cruelty	1	0	0	0
Liquor Law Violations	1	0	Drug/Narcotic Violations	151	131	123	19
Peeping Tom	0	0	Drug/Narcotic Equipment Violations	168	139	19	1
Trespass	17	0	Gambling - Betting/Wagering	0	0	0	0
All Other Offenses	1,046	0	Gambling - Operating/Promoting	0	0	0	0
Total Group B	1,168	0	Gambling - Equipment Violations	0	0	0	0
			Gambling - Sports Tampering	0	0	0	0
			Pornography/Obscene Material	11	1	0	0
			Prostitution	0	0	0	0
			Prostitution Assisting/Promoting	0	0	0	0
			Purchasing Prostitution	0	0	0	0
			Weapon Law Violations	25	23	4	1
			Total Group A Offenses	1,354	765	442	59

Crime in Tennessee 2022

(*) Offenses are counted using the FBI Units of Count for Crime

(**) The 'Arrests' column shows arrests made for incidents during the selected period, regardless of arrest date. Arrest counts for the same period may change over time.

Bedford County Sheriff's Office - NIBRS Agency Crime Overview - 2022

2022 Population Estimate		N/A	Offenses (*)		Arrests (**)		
			Reported	Cleared	Adult	Juvenile	
Offense Overview			Group A Offenses				
			Crimes Against Persons				
Offense Total	704		Murder	0	0	0	0
Number Cleared	360		Negligent Manslaughter	0	0	0	0
Percent Cleared	51.14%		Negligent Vehicular Manslaughter	0	0	0	0
Group A Crimes per 100,000 population	N/A		Kidnapping/Abduction	5	4	2	0
			Forcible Rape	9	4	2	0
			Forcible Sodomy	0	0	0	0
			Sexual Assault W/Object	0	0	0	0
			Forcible Fondling	10	7	2	0
Arrest Overview			Incest	0	0	0	0
Total Arrests	1,064		Statutory Rape	0	0	0	0
Adult Arrests	959		Aggravated Assault	63	52	27	3
Juvenile Arrests	105		Simple Assault	200	145	64	29
Unknown Age	0		Intimidation	18	11	4	0
Arrests per 100,000 population	N/A		Stalking	2	1	0	1
			Commercial Sex Acts	0	0	0	0
Average number offenses/incident	1.25		Involuntary Servitude	0	0	0	0
			Crimes Against Property				
Domestic Violence Victims			Arson	0	0	0	0
Offense	Reported	Cleared	Bribery	0	0	0	0
Murder	0	0	Burglary	48	9	10	0
Aggravated Assault	22	20	Counterfeiting/Forgery	4	1	0	0
Simple Assault	121	89	Destruction/Damage/Vandalism	46	17	5	6
Intimidation	7	2	Embezzlement	1	0	0	0
Stalking	1	0	Extortion/Blackmail	1	0	0	0
Forcible Rape	3	2	Fraud - False Pretenses	4	0	0	0
Forcible Sodomy	0	0	Fraud - Credit Card/ATM	12	1	1	0
Sexual Assault W/Object	0	0	Fraud - Impersonation	9	3	3	0
Forcible Fondling	4	4	Fraud - Welfare	0	0	0	0
Incest	0	0	Fraud - Wire	5	0	0	0
Statutory Rape	0	0	Fraud - Identity Theft	0	0	0	0
Kidnapping/Abduction	4	4	Fraud - Computer Hacking/Invasion	0	0	0	0
Commercial Sex Acts	0	0	Robbery	1	0	0	0
Involuntary Servitude	0	0	Theft - Pocket-picking	0	0	0	0
Total	162	121	Theft - Purse Snatching	0	0	0	0
			Theft - Shoplifting	2	0	0	0
			Theft From Building	16	3	0	0
Group B Arrests			Theft From Coin Machine	0	0	0	0
Offense	Adult	Juvenile	Theft From Motor Vehicle	16	2	2	0
Bad Checks	0	0	Theft of Motor Vehicle Parts	11	1	0	0
Curfew/Vagrancy	0	0	Theft - All Other Larceny	107	16	4	5
Disorderly Conduct	4	13	Motor Vehicle Theft	32	10	4	0
DUI	28	0	Stolen Property Offenses	0	0	0	0
Drunkenness	4	1	Crimes Against Society				
Family-Non Violent	2	0	Animal Cruelty	0	0	0	0
Liquor Law Violations	0	1	Drug/Narcotic Violations	58	52	26	29
Peeping Tom	0	0	Drug/Narcotic Equipment Violations	15	13	3	0
Trespass	3	0	Gambling - Betting/Wagering	0	0	0	0
All Other Offenses	755	16	Gambling - Operating/Promoting	0	0	0	0
Total Group B	796	31	Gambling - Equipment Violations	0	0	0	0
			Gambling - Sports Tampering	0	0	0	0
			Pornography/Obscene Material	2	1	1	0
			Prostitution	0	0	0	0
			Prostitution Assisting/Promoting	0	0	0	0
			Purchasing Prostitution	0	0	0	0
			Weapon Law Violations	7	7	3	1
			Total Group A Offenses	704	360	163	74

Crime in Tennessee 2022

(*) Offenses are counted using the FBI Units of Count for Crime

(**) The 'Arrests' column shows arrests made for incidents during the selected period, regardless of arrest date. Arrest counts for the same period may change over time.

Bledsoe County Sheriff's Office - NIBRS Agency Crime Overview - 2022

2022 Population Estimate		N/A	Offenses (*)		Arrests (**)	
Offense Overview			Reported	Cleared	Adult	Juvenile
Offense Total		274	0	0	0	0
Number Cleared		87	0	0	0	0
Percent Cleared		31.75%	0	0	0	0
Group A Crimes per 100,000 population		N/A	0	0	0	0
Arrest Overview			1	0	0	0
Total Arrests		119	0	0	0	0
Adult Arrests		119	0	0	0	0
Juvenile Arrests		0	13	9	6	0
Unknown Age		0	27	15	12	0
Arrests per 100,000 population		N/A	26	3	2	0
Average number offenses/incident		1.19	3	0	0	0
Domestic Violence Victims			0	0	0	0
Offense	Reported	Cleared	Crimes Against Property			
Murder	0	0	Arson	0	0	0
Aggravated Assault	1	1	Bribery	0	0	0
Simple Assault	4	4	Burglary	17	3	3
Intimidation	3	0	Counterfeiting/Forgery	3	0	0
Stalking	0	0	Destruction/Damage/Vandalism	35	9	6
Forcible Rape	0	0	Embezzlement	0	0	0
Forcible Sodomy	0	0	Extortion/Blackmail	0	0	0
Sexual Assault W/Object	0	0	Fraud - False Pretenses	4	0	0
Forcible Fondling	0	0	Fraud - Credit Card/ATM	3	0	0
Incest	0	0	Fraud - Impersonation	5	0	0
Statutory Rape	0	0	Fraud - Welfare	0	0	0
Kidnapping/Abduction	0	0	Fraud - Wire	2	0	0
Commercial Sex Acts	0	0	Fraud - Identity Theft	1	0	0
Involuntary Servitude	0	0	Fraud - Computer Hacking/Invasion	0	0	0
Total	8	5	Robbery	0	0	0
Group B Arrests			Theft - Pocket-picking	0	0	0
Offense	Adult	Juvenile	Theft - Purse Snatching	0	0	0
Bad Checks	0	0	Theft - Shoplifting	4	1	1
Curfew/Vagrancy	0	0	Theft From Building	26	3	3
Disorderly Conduct	7	0	Theft From Coin Machine	0	0	0
DUI	2	0	Theft From Motor Vehicle	14	2	2
Drunkenness	5	0	Theft of Motor Vehicle Parts	1	0	0
Family-Non Violent	1	0	Theft - All Other Larceny	25	2	1
Liquor Law Violations	2	0	Motor Vehicle Theft	18	2	1
Peeping Tom	0	0	Stolen Property Offenses	0	0	0
Trespass	5	0	Crimes Against Society			
All Other Offenses	33	0	Animal Cruelty	2	0	0
Total Group B	55	0	Drug/Narcotic Violations	19	19	14
			Drug/Narcotic Equipment Violations	19	17	12
			Gambling - Betting/Wagering	0	0	0
			Gambling - Operating/Promoting	0	0	0
			Gambling - Equipment Violations	0	0	0
			Gambling - Sports Tampering	0	0	0
			Pornography/Obscene Material	1	0	0
			Prostitution	0	0	0
			Prostitution Assisting/Promoting	0	0	0
			Purchasing Prostitution	0	0	0
			Weapon Law Violations	2	2	1
			Total Group A Offenses	274	87	64

Crime in Tennessee 2022

(*) Offenses are counted using the FBI Units of Count for Crime

(**) The 'Arrests' column shows arrests made for incidents during the selected period, regardless of arrest date. Arrest counts for the same period may change over time.

Blount County Sheriff's Office - NIBRS Agency Crime Overview - 2022

2022 Population Estimate		N/A	Offenses (*)		Arrests (**)	
Offense Overview			Reported	Cleared	Adult	Juvenile
Offense Total		3,207				
Number Cleared		1,118				
Percent Cleared		34.86%				
Group A Crimes per 100,000 population		N/A				
Arrest Overview						
Total Arrests		2,956				
Adult Arrests		2,742				
Juvenile Arrests		214				
Unknown Age		0				
Arrests per 100,000 population		N/A				
Average number offenses/incident		1.33				
Domestic Violence Victims						
Offense	Reported	Cleared				
Murder	0	0				
Aggravated Assault	81	62				
Simple Assault	613	204				
Intimidation	78	14				
Stalking	10	3				
Forcible Rape	15	1				
Forcible Sodomy	2	0				
Sexual Assault W/Object	0	0				
Forcible Fondling	21	2				
Incest	0	0				
Statutory Rape	4	0				
Kidnapping/Abduction	5	4				
Commercial Sex Acts	0	0				
Involuntary Servitude	0	0				
Total	829	290				
Group B Arrests						
Offense	Adult	Juvenile				
Bad Checks	0	0				
Curfew/Vagrancy	0	1				
Disorderly Conduct	15	5				
DUI	99	0				
Drunkenness	51	4				
Family-Non Violent	77	0				
Liquor Law Violations	6	12				
Peeping Tom	0	0				
Trespass	14	0				
All Other Offenses	1,874	62				
Total Group B	2,136	84				
Crimes Against Property						
Arson	4	1	0	0	0	0
Bribery	1	1	1	1	1	0
Burglary	141	23	13	0	0	0
Counterfeiting/Forgery	17	4	3	0	0	0
Destruction/Damage/Vandalism	195	45	15	4	0	0
Embezzlement	6	2	0	0	0	0
Extortion/Blackmail	8	1	0	1	0	1
Fraud - False Pretenses	88	3	2	0	0	0
Fraud - Credit Card/ATM	21	3	1	3	0	3
Fraud - Impersonation	73	18	17	0	0	0
Fraud - Welfare	0	0	0	0	0	0
Fraud - Wire	36	1	0	0	0	0
Fraud - Identity Theft	0	0	0	0	0	0
Fraud - Computer Hacking/Invasion	2	0	0	0	0	0
Robbery	6	4	1	1	1	1
Theft - Pocket-picking	0	0	0	0	0	0
Theft - Purse Snatching	0	0	0	0	0	0
Theft - Shoplifting	7	5	4	0	0	0
Theft From Building	113	12	3	0	0	0
Theft From Coin Machine	0	0	0	0	0	0
Theft From Motor Vehicle	100	12	4	0	0	0
Theft of Motor Vehicle Parts	36	1	4	0	0	0
Theft - All Other Larceny	175	19	33	5	1	1
Motor Vehicle Theft	88	20	9	1	0	0
Stolen Property Offenses	13	11	1	0	0	0
Crimes Against Society						
Animal Cruelty	6	3	3	0	0	0
Drug/Narcotic Violations	321	222	156	38	0	0
Drug/Narcotic Equipment Violations	212	148	30	2	0	0
Gambling - Betting/Wagering	0	0	0	0	0	0
Gambling - Operating/Promoting	0	0	0	0	0	0
Gambling - Equipment Violations	0	0	0	0	0	0
Gambling - Sports Tampering	0	0	0	0	0	0
Pornography/Obscene Material	9	1	0	1	0	1
Prostitution	0	0	0	0	0	0
Prostitution Assisting/Promoting	0	0	0	0	0	0
Purchasing Prostitution	0	0	0	0	0	0
Weapon Law Violations	50	33	8	1	0	1
Total Group A Offenses	3,207	1,118	606	130		

Crime in Tennessee 2022

(*) Offenses are counted using the FBI Units of Count for Crime

(**) The 'Arrests' column shows arrests made for incidents during the selected period, regardless of arrest date. Arrest counts for the same period may change over time.

Bradley County Sheriff's Office - NIBRS Agency Crime Overview - 2022

2022 Population Estimate		N/A	Offenses (*)		Arrests (**)		
			Reported	Cleared	Adult	Juvenile	
Offense Overview			Group A Offenses				
			Crimes Against Persons				
Offense Total	2,305		Murder	1	1	1	0
Number Cleared	1,675		Negligent Manslaughter	1	1	1	0
Percent Cleared	72.67%		Negligent Vehicular Manslaughter	0	0	0	0
Group A Crimes per 100,000 population	N/A		Kidnapping/Abduction	18	18	11	0
			Forcible Rape	9	7	3	0
			Forcible Sodomy	2	2	0	1
			Sexual Assault W/Object	0	0	0	0
			Forcible Fondling	8	8	1	2
Arrest Overview			Incest	0	0	0	0
Total Arrests	3,468		Statutory Rape	4	4	3	0
Adult Arrests	3,146		Aggravated Assault	151	138	81	11
Juvenile Arrests	322		Simple Assault	495	451	213	69
Unknown Age	0		Intimidation	103	80	12	8
Arrests per 100,000 population	N/A		Stalking	5	4	3	0
			Commercial Sex Acts	0	0	0	0
Average number offenses/incident	1.28		Involuntary Servitude	0	0	0	0
			Crimes Against Property				
Domestic Violence Victims			Arson	1	1	0	0
Offense	Reported	Cleared	Bribery	0	0	0	0
Murder	1	1	Burglary	105	65	46	3
Aggravated Assault	78	77	Counterfeiting/Forgery	2	1	1	0
Simple Assault	324	301	Destruction/Damage/Vandalism	132	67	15	12
Intimidation	28	25	Embezzlement	3	3	1	1
Stalking	3	2	Extortion/Blackmail	3	1	0	0
Forcible Rape	7	6	Fraud - False Pretenses	34	11	6	0
Forcible Sodomy	0	0	Fraud - Credit Card/ATM	4	2	1	0
Sexual Assault W/Object	0	0	Fraud - Impersonation	14	5	5	0
Forcible Fondling	1	1	Fraud - Welfare	2	0	0	0
Incest	0	0	Fraud - Wire	14	2	2	0
Statutory Rape	0	0	Fraud - Identity Theft	0	0	0	0
Kidnapping/Abduction	14	14	Fraud - Computer Hacking/Invasion	0	0	0	0
Commercial Sex Acts	0	0	Robbery	4	3	0	0
Involuntary Servitude	0	0	Theft - Pocket-picking	0	0	0	0
Total	456	427	Theft - Purse Snatching	0	0	0	0
			Theft - Shoplifting	27	19	17	0
			Theft From Building	84	49	22	5
Group B Arrests			Theft From Coin Machine	1	0	0	0
Offense	Adult	Juvenile	Theft From Motor Vehicle	74	21	9	10
Bad Checks	0	0	Theft of Motor Vehicle Parts	34	4	2	0
Curfew/Vagrancy	0	0	Theft - All Other Larceny	169	45	37	1
Disorderly Conduct	13	64	Motor Vehicle Theft	73	42	28	1
DUI	100	0	Stolen Property Offenses	15	15	14	3
Drunkenness	69	16	Crimes Against Society				
Family-Non Violent	66	0	Animal Cruelty	9	4	3	4
Liquor Law Violations	8	7	Drug/Narcotic Violations	408	347	297	58
Peeping Tom	0	0	Drug/Narcotic Equipment Violations	256	217	32	1
Trespass	23	4	Gambling - Betting/Wagering	0	0	0	0
All Other Offenses	1,991	36	Gambling - Operating/Promoting	0	0	0	0
Total Group B	2,270	127	Gambling - Equipment Violations	0	0	0	0
			Gambling - Sports Tampering	0	0	0	0
			Pornography/Obscene Material	3	3	0	3
			Prostitution	0	0	0	0
			Prostitution Assisting/Promoting	0	0	0	0
			Purchasing Prostitution	0	0	0	0
			Weapon Law Violations	37	34	9	2
			Total Group A Offenses	2,305	1,675	876	195

Crime in Tennessee 2022

(*) Offenses are counted using the FBI Units of Count for Crime

(**) The 'Arrests' column shows arrests made for incidents during the selected period, regardless of arrest date. Arrest counts for the same period may change over time.

Campbell County Sheriff's Office - NIBRS Agency Crime Overview - 2022

2022 Population Estimate		N/A	Offenses (*)		Arrests (**)		
			Reported	Cleared	Adult	Juvenile	
Offense Overview			Group A Offenses				
			Crimes Against Persons				
Offense Total	599		Murder	0	0	0	0
Number Cleared	394		Negligent Manslaughter	0	0	0	0
Percent Cleared	65.78%		Negligent Vehicular Manslaughter	0	0	0	0
Group A Crimes per 100,000 population	N/A		Kidnapping/Abduction	3	3	1	0
			Forcible Rape	2	2	1	0
			Forcible Sodomy	2	2	0	0
			Sexual Assault W/Object	0	0	0	0
			Forcible Fondling	4	4	0	0
Arrest Overview			Incest	0	0	0	0
Total Arrests	410		Statutory Rape	1	1	1	0
Adult Arrests	392		Aggravated Assault	49	48	18	4
Juvenile Arrests	18		Simple Assault	50	46	34	5
Unknown Age	0		Intimidation	9	7	5	0
Arrests per 100,000 population	N/A		Stalking	1	1	1	0
			Commercial Sex Acts	0	0	0	0
Average number offenses/incident	1.31		Involuntary Servitude	0	0	0	0
			Crimes Against Property				
Domestic Violence Victims			Arson	6	3	1	0
Offense	Reported	Cleared	Bribery	0	0	0	0
Murder	0	0	Burglary	60	15	10	0
Aggravated Assault	19	19	Counterfeiting/Forgery	2	1	0	0
Simple Assault	37	36	Destruction/Damage/Vandalism	31	16	5	1
Intimidation	9	7	Embezzlement	0	0	0	0
Stalking	1	1	Extortion/Blackmail	0	0	0	0
Forcible Rape	1	1	Fraud - False Pretenses	8	7	0	1
Forcible Sodomy	0	0	Fraud - Credit Card/ATM	4	1	0	0
Sexual Assault W/Object	0	0	Fraud - Impersonation	1	1	1	0
Forcible Fondling	3	3	Fraud - Welfare	0	0	0	0
Incest	0	0	Fraud - Wire	0	0	0	0
Statutory Rape	0	0	Fraud - Identity Theft	0	0	0	0
Kidnapping/Abduction	3	3	Fraud - Computer Hacking/Invasion	0	0	0	0
Commercial Sex Acts	0	0	Robbery	0	0	0	0
Involuntary Servitude	0	0	Theft - Pocket-picking	0	0	0	0
Total	73	70	Theft - Purse Snatching	0	0	0	0
			Theft - Shoplifting	1	1	1	0
			Theft From Building	16	4	0	0
Group B Arrests			Theft From Coin Machine	0	0	0	0
Offense	Adult	Juvenile	Theft From Motor Vehicle	17	5	3	1
Bad Checks	0	0	Theft of Motor Vehicle Parts	0	0	0	0
Curfew/Vagrancy	0	0	Theft - All Other Larceny	78	13	10	0
Disorderly Conduct	1	0	Motor Vehicle Theft	62	22	13	0
DUI	18	0	Stolen Property Offenses	0	0	0	0
Drunkenness	19	0	Crimes Against Society				
Family-Non Violent	0	0	Animal Cruelty	0	0	0	0
Liquor Law Violations	0	0	Drug/Narcotic Violations	111	111	111	5
Peeping Tom	0	0	Drug/Narcotic Equipment Violations	62	62	9	0
Trespass	5	0	Gambling - Betting/Wagering	0	0	0	0
All Other Offenses	123	0	Gambling - Operating/Promoting	0	0	0	0
Total Group B	166	0	Gambling - Equipment Violations	0	0	0	0
			Gambling - Sports Tampering	0	0	0	0
			Pornography/Obscene Material	3	2	0	0
			Prostitution	0	0	0	0
			Prostitution Assisting/Promoting	0	0	0	0
			Purchasing Prostitution	0	0	0	0
			Weapon Law Violations	16	16	1	1
			Total Group A Offenses	599	394	226	18

Crime in Tennessee 2022

(*) Offenses are counted using the FBI Units of Count for Crime

(**) The 'Arrests' column shows arrests made for incidents during the selected period, regardless of arrest date. Arrest counts for the same period may change over time.

Cannon County Sheriff's Office - NIBRS Agency Crime Overview - 2022

2022 Population Estimate	N/A	Offenses (*)		Arrests (**)		
		Reported	Cleared	Adult	Juvenile	
Offense Overview		Group A Offenses				
		Crimes Against Persons				
Offense Total	120	Murder	0	0	0	0
Number Cleared	91	Negligent Manslaughter	0	0	0	0
Percent Cleared	75.83%	Negligent Vehicular Manslaughter	0	0	0	0
Group A Crimes per 100,000 population	N/A	Kidnapping/Abduction	0	0	0	0
		Forcible Rape	0	0	0	0
		Forcible Sodomy	0	0	0	0
		Sexual Assault W/Object	0	0	0	0
Arrest Overview		Forcible Fondling	1	1	1	0
Total Arrests	114	Incest	0	0	0	0
Adult Arrests	114	Statutory Rape	0	0	0	0
Juvenile Arrests	0	Aggravated Assault	1	1	1	0
Unknown Age	0	Simple Assault	8	7	7	0
Arrests per 100,000 population	N/A	Intimidation	5	2	2	0
		Stalking	1	1	1	0
		Commercial Sex Acts	0	0	0	0
Average number offenses/incident	1.43	Involuntary Servitude	0	0	0	0
		Crimes Against Property				
Domestic Violence Victims		Arson	0	0	0	0
Offense	Reported	Cleared	Bribery	0	0	0
Murder	0	0	Burglary	4	1	1
Aggravated Assault	1	1	Counterfeiting/Forgery	0	0	0
Simple Assault	8	7	Destruction/Damage/Vandalism	9	6	3
Intimidation	3	2	Embezzlement	0	0	0
Stalking	1	1	Extortion/Blackmail	0	0	0
Forcible Rape	0	0	Fraud - False Pretenses	1	0	0
Forcible Sodomy	0	0	Fraud - Credit Card/ATM	0	0	0
Sexual Assault W/Object	0	0	Fraud - Impersonation	2	1	0
Forcible Fondling	0	0	Fraud - Welfare	0	0	0
Incest	0	0	Fraud - Wire	1	0	0
Statutory Rape	0	0	Fraud - Identity Theft	0	0	0
Kidnapping/Abduction	0	0	Fraud - Computer Hacking/Invasion	0	0	0
Commercial Sex Acts	0	0	Robbery	0	0	0
Involuntary Servitude	0	0	Theft - Pocket-picking	0	0	0
Total	13	11	Theft - Purse Snatching	0	0	0
			Theft - Shoplifting	1	0	0
Group B Arrests			Theft From Building	1	1	1
Offense	Adult	Juvenile	Theft From Coin Machine	0	0	0
Bad Checks	0	0	Theft From Motor Vehicle	0	0	0
Curfew/Vagrancy	0	0	Theft of Motor Vehicle Parts	2	0	0
Disorderly Conduct	1	0	Theft - All Other Larceny	7	2	1
DUI	8	0	Motor Vehicle Theft	7	2	2
Drunkenness	6	0	Stolen Property Offenses	0	0	0
Family-Non Violent	0	0	Crimes Against Society			
Liquor Law Violations	1	0	Animal Cruelty	0	0	0
Peeping Tom	0	0	Drug/Narcotic Violations	35	34	37
Trespass	0	0	Drug/Narcotic Equipment Violations	30	28	5
All Other Offenses	35	0	Gambling - Betting/Wagering	0	0	0
Total Group B	51	0	Gambling - Operating/Promoting	0	0	0
			Gambling - Equipment Violations	0	0	0
			Gambling - Sports Tampering	0	0	0
			Pornography/Obscene Material	0	0	0
			Prostitution	0	0	0
			Prostitution Assisting/Promoting	0	0	0
			Purchasing Prostitution	0	0	0
			Weapon Law Violations	4	4	1
			Total Group A Offenses	120	91	63

Crime in Tennessee 2022

(*) Offenses are counted using the FBI Units of Count for Crime

(**) The 'Arrests' column shows arrests made for incidents during the selected period, regardless of arrest date. Arrest counts for the same period may change over time.

Carroll County Sheriff's Office - NIBRS Agency Crime Overview - 2022

2022 Population Estimate	N/A	Offenses (*)		Arrests (**)			
		Reported	Cleared	Adult	Juvenile		
Offense Overview		Group A Offenses					
		Crimes Against Persons					
Offense Total	347	Murder	0	0	0	0	
Number Cleared	202	Negligent Manslaughter	0	0	0	0	
Percent Cleared	58.21%	Negligent Vehicular Manslaughter	0	0	0	0	
Group A Crimes per 100,000 population	N/A	Kidnapping/Abduction	1	0	0	0	
		Forcible Rape	2	0	0	0	
		Forcible Sodomy	0	0	0	0	
		Sexual Assault W/Object	0	0	0	0	
Arrest Overview		Forcible Fondling	2	0	0	0	
Total Arrests	965	Incest	0	0	0	0	
Adult Arrests	959	Statutory Rape	0	0	0	0	
Juvenile Arrests	6	Aggravated Assault	27	19	12	1	
Unknown Age	0	Simple Assault	38	29	26	0	
Arrests per 100,000 population	N/A	Intimidation	1	0	0	0	
		Stalking	2	0	0	0	
		Commercial Sex Acts	0	0	0	0	
Average number offenses/incident	1.38	Involuntary Servitude	0	0	0	0	
		Crimes Against Property					
Domestic Violence Victims		Arson	1	1	1	0	
Offense	Reported	Cleared	Bribery	1	1	1	0
Murder	0	0	Burglary	28	8	4	0
Aggravated Assault	7	5	Counterfeiting/Forgery	3	1	1	0
Simple Assault	29	22	Destruction/Damage/Vandalism	24	7	3	0
Intimidation	0	0	Embezzlement	1	0	0	0
Stalking	0	0	Extortion/Blackmail	0	0	0	0
Forcible Rape	0	0	Fraud - False Pretenses	2	0	0	0
Forcible Sodomy	0	0	Fraud - Credit Card/ATM	7	1	1	0
Sexual Assault W/Object	0	0	Fraud - Impersonation	1	1	1	0
Forcible Fondling	0	0	Fraud - Welfare	0	0	0	0
Incest	0	0	Fraud - Wire	0	0	0	0
Statutory Rape	0	0	Fraud - Identity Theft	2	1	0	0
Kidnapping/Abduction	1	0	Fraud - Computer Hacking/Invasion	0	0	0	0
Commercial Sex Acts	0	0	Robbery	1	0	0	0
Involuntary Servitude	0	0	Theft - Pocket-picking	0	0	0	0
Total	37	27	Theft - Purse Snatching	0	0	0	0
			Theft - Shoplifting	0	0	0	0
Group B Arrests			Theft From Building	4	0	0	0
Offense	Adult	Juvenile	Theft From Coin Machine	0	0	0	0
Bad Checks	4	0	Theft From Motor Vehicle	8	0	0	0
Curfew/Vagrancy	0	0	Theft of Motor Vehicle Parts	10	0	0	0
Disorderly Conduct	2	1	Theft - All Other Larceny	20	4	6	0
DUI	17	0	Motor Vehicle Theft	17	4	3	0
Drunkenness	10	0	Stolen Property Offenses	6	4	2	0
Family-Non Violent	59	0	Crimes Against Society				
Liquor Law Violations	0	0	Animal Cruelty	3	2	1	0
Peeping Tom	0	0	Drug/Narcotic Violations	74	66	62	3
Trespass	7	0	Drug/Narcotic Equipment Violations	44	40	8	0
All Other Offenses	724	1	Gambling - Betting/Wagering	0	0	0	0
Total Group B	823	2	Gambling - Operating/Promoting	0	0	0	0
			Gambling - Equipment Violations	0	0	0	0
			Gambling - Sports Tampering	0	0	0	0
			Pornography/Obscene Material	0	0	0	0
			Prostitution	0	0	0	0
			Prostitution Assisting/Promoting	0	0	0	0
			Purchasing Prostitution	0	0	0	0
			Weapon Law Violations	17	13	4	0
			Total Group A Offenses	347	202	136	4

Crime in Tennessee 2022

(*) Offenses are counted using the FBI Units of Count for Crime

(**) The 'Arrests' column shows arrests made for incidents during the selected period, regardless of arrest date. Arrest counts for the same period may change over time.

Carter County Sheriff's Office - NIBRS Agency Crime Overview - 2022

2022 Population Estimate		N/A	Offenses (*)		Arrests (**)		
			Reported	Cleared	Adult	Juvenile	
Offense Overview			Group A Offenses				
			Crimes Against Persons				
Offense Total	651		Murder	1	1	1	0
Number Cleared	105		Negligent Manslaughter	0	0	0	0
Percent Cleared	16.13%		Negligent Vehicular Manslaughter	0	0	0	0
Group A Crimes per 100,000 population	N/A		Kidnapping/Abduction	1	1	1	0
			Forcible Rape	10	0	0	0
			Forcible Sodomy	0	0	0	0
			Sexual Assault W/Object	1	0	0	0
			Forcible Fondling	2	0	0	0
Arrest Overview			Incest	0	0	0	0
Total Arrests	742		Statutory Rape	3	2	2	0
Adult Arrests	737		Aggravated Assault	41	17	12	0
Juvenile Arrests	5		Simple Assault	98	28	20	1
Unknown Age	0		Intimidation	7	1	0	0
Arrests per 100,000 population	N/A		Stalking	2	1	1	0
			Commercial Sex Acts	1	0	0	0
Average number offenses/incident	1.14		Involuntary Servitude	0	0	0	0
			Crimes Against Property				
Domestic Violence Victims			Arson	5	0	0	0
Offense	Reported	Cleared	Bribery	0	0	0	0
Murder	0	0	Burglary	72	5	1	0
Aggravated Assault	5	2	Counterfeiting/Forgery	0	0	0	0
Simple Assault	27	3	Destruction/Damage/Vandalism	21	4	2	0
Intimidation	0	0	Embezzlement	0	0	0	0
Stalking	0	0	Extortion/Blackmail	0	0	0	0
Forcible Rape	2	0	Fraud - False Pretenses	3	1	1	0
Forcible Sodomy	0	0	Fraud - Credit Card/ATM	8	0	0	0
Sexual Assault W/Object	0	0	Fraud - Impersonation	4	1	1	0
Forcible Fondling	0	0	Fraud - Welfare	0	0	0	0
Incest	0	0	Fraud - Wire	2	0	0	0
Statutory Rape	0	0	Fraud - Identity Theft	0	0	0	0
Kidnapping/Abduction	0	0	Fraud - Computer Hacking/Invasion	0	0	0	0
Commercial Sex Acts	0	0	Robbery	0	0	0	0
Involuntary Servitude	0	0	Theft - Pocket-picking	0	0	0	0
Total	34	5	Theft - Purse Snatching	0	0	0	0
			Theft - Shoplifting	3	1	1	0
			Theft From Building	7	0	0	0
Group B Arrests			Theft From Coin Machine	0	0	0	0
Offense	Adult	Juvenile	Theft From Motor Vehicle	25	1	1	0
Bad Checks	0	0	Theft of Motor Vehicle Parts	8	0	0	0
Curfew/Vagrancy	0	0	Theft - All Other Larceny	221	5	3	0
Disorderly Conduct	2	0	Motor Vehicle Theft	58	2	1	0
DUI	20	0	Stolen Property Offenses	2	1	1	0
Drunkenness	9	0	Crimes Against Society				
Family-Non Violent	0	0	Animal Cruelty	7	1	1	0
Liquor Law Violations	0	0	Drug/Narcotic Violations	23	19	17	3
Peeping Tom	0	0	Drug/Narcotic Equipment Violations	8	7	4	1
Trespass	9	0	Gambling - Betting/Wagering	0	0	0	0
All Other Offenses	624	0	Gambling - Operating/Promoting	0	0	0	0
Total Group B	664	0	Gambling - Equipment Violations	0	0	0	0
			Gambling - Sports Tampering	0	0	0	0
			Pornography/Obscene Material	1	0	0	0
			Prostitution	0	0	0	0
			Prostitution Assisting/Promoting	0	0	0	0
			Purchasing Prostitution	0	0	0	0
			Weapon Law Violations	6	6	2	0
			Total Group A Offenses	651	105	73	5

Crime in Tennessee 2022

(*) Offenses are counted using the FBI Units of Count for Crime

(**) The 'Arrests' column shows arrests made for incidents during the selected period, regardless of arrest date. Arrest counts for the same period may change over time.

Cheatham County Sheriff's Office - NIBRS Agency Crime Overview - 2022

2022 Population Estimate		N/A	Offenses (*)		Arrests (**)		
			Reported	Cleared	Adult	Juvenile	
Offense Overview			Group A Offenses				
			Crimes Against Persons				
Offense Total	1,057		Murder	0	0	0	0
Number Cleared	524		Negligent Manslaughter	0	0	0	0
Percent Cleared	49.57%		Negligent Vehicular Manslaughter	0	0	0	0
Group A Crimes per 100,000 population	N/A		Kidnapping/Abduction	2	1	0	0
			Forcible Rape	4	0	0	0
			Forcible Sodomy	1	0	0	0
			Sexual Assault W/Object	0	0	0	0
			Forcible Fondling	8	2	1	0
Arrest Overview			Incest	0	0	0	0
Total Arrests	806		Statutory Rape	1	0	1	0
Adult Arrests	706		Aggravated Assault	68	46	38	0
Juvenile Arrests	100		Simple Assault	203	123	62	9
Unknown Age	0		Intimidation	71	20	11	2
Arrests per 100,000 population	N/A		Stalking	4	3	2	0
			Commercial Sex Acts	0	0	0	0
Average number offenses/incident	1.33		Involuntary Servitude	0	0	0	0
			Crimes Against Property				
Domestic Violence Victims			Arson	3	0	0	0
Offense	Reported	Cleared	Bribery	0	0	0	0
Murder	0	0	Burglary	36	9	8	3
Aggravated Assault	37	28	Counterfeiting/Forgery	20	10	9	3
Simple Assault	110	74	Destruction/Damage/Vandalism	78	18	5	1
Intimidation	33	10	Embezzlement	5	1	0	0
Stalking	3	2	Extortion/Blackmail	3	0	0	0
Forcible Rape	1	0	Fraud - False Pretenses	9	0	0	0
Forcible Sodomy	0	0	Fraud - Credit Card/ATM	10	1	1	0
Sexual Assault W/Object	0	0	Fraud - Impersonation	21	5	5	0
Forcible Fondling	2	0	Fraud - Welfare	1	0	0	0
Incest	0	0	Fraud - Wire	16	0	0	0
Statutory Rape	0	0	Fraud - Identity Theft	0	0	0	0
Kidnapping/Abduction	1	1	Fraud - Computer Hacking/Invasion	0	0	0	0
Commercial Sex Acts	0	0	Robbery	1	0	1	0
Involuntary Servitude	0	0	Theft - Pocket-picking	0	0	0	0
Total	187	115	Theft - Purse Snatching	0	0	0	0
			Theft - Shoplifting	5	2	2	0
			Theft From Building	35	1	0	0
Group B Arrests			Theft From Coin Machine	0	0	0	0
Offense	Adult	Juvenile	Theft From Motor Vehicle	37	4	1	1
Bad Checks	0	0	Theft of Motor Vehicle Parts	21	0	2	0
Curfew/Vagrancy	0	0	Theft - All Other Larceny	60	5	4	0
Disorderly Conduct	4	7	Motor Vehicle Theft	43	10	6	0
DUI	40	0	Stolen Property Offenses	4	3	3	0
Drunkenness	9	2	Crimes Against Society				
Family-Non Violent	1	0	Animal Cruelty	0	0	0	0
Liquor Law Violations	6	0	Drug/Narcotic Violations	163	144	111	17
Peeping Tom	0	0	Drug/Narcotic Equipment Violations	98	94	14	4
Trespass	4	0	Gambling - Betting/Wagering	0	0	0	0
All Other Offenses	338	50	Gambling - Operating/Promoting	0	0	0	0
Total Group B	402	59	Gambling - Equipment Violations	0	0	0	0
			Gambling - Sports Tampering	0	0	0	0
			Pornography/Obscene Material	3	1	1	0
			Prostitution	0	0	0	0
			Prostitution Assisting/Promoting	0	0	0	0
			Purchasing Prostitution	0	0	0	0
			Weapon Law Violations	23	21	16	1
			Total Group A Offenses	1,057	524	304	41

Crime in Tennessee 2022

(*) Offenses are counted using the FBI Units of Count for Crime

(**) The 'Arrests' column shows arrests made for incidents during the selected period, regardless of arrest date. Arrest counts for the same period may change over time.

Chester County Sheriff's Office - NIBRS Agency Crime Overview - 2022

2022 Population Estimate		N/A	Offenses (*)		Arrests (**)	
Offense Overview			Reported	Cleared	Adult	Juvenile
Offense Total		290				
Number Cleared		160				
Percent Cleared		55.17%				
Group A Crimes per 100,000 population		N/A				
Arrest Overview						
Total Arrests		249				
Adult Arrests		233				
Juvenile Arrests		16				
Unknown Age		0				
Arrests per 100,000 population		N/A				
Average number offenses/incident		1.21				
Domestic Violence Victims						
Offense	Reported	Cleared				
Murder	0	0				
Aggravated Assault	11	9				
Simple Assault	42	38				
Intimidation	2	1				
Stalking	0	0				
Forcible Rape	0	0				
Forcible Sodomy	0	0				
Sexual Assault W/Object	0	0				
Forcible Fondling	0	0				
Incest	0	0				
Statutory Rape	0	0				
Kidnapping/Abduction	0	0				
Commercial Sex Acts	0	0				
Involuntary Servitude	0	0				
Total	55	48				
Group B Arrests						
Offense	Adult	Juvenile				
Bad Checks	0	0				
Curfew/Vagrancy	0	0				
Disorderly Conduct	0	0				
DUI	3	0				
Drunkenness	2	0				
Family-Non Violent	0	0				
Liquor Law Violations	0	0				
Peeping Tom	0	0				
Trespass	0	0				
All Other Offenses	134	1				
Total Group B	139	1				
Crimes Against Property						
Arson	0	0				
Bribery	0	0				
Burglary	8	3				
Counterfeiting/Forgery	0	0				
Destruction/Damage/Vandalism	23	10				
Embezzlement	0	0				
Extortion/Blackmail	1	0				
Fraud - False Pretenses	6	0				
Fraud - Credit Card/ATM	2	0				
Fraud - Impersonation	1	0				
Fraud - Welfare	0	0				
Fraud - Wire	1	0				
Fraud - Identity Theft	2	0				
Fraud - Computer Hacking/Invasion	0	0				
Robbery	0	0				
Theft - Pocket-picking	0	0				
Theft - Purse Snatching	0	0				
Theft - Shoplifting	0	0				
Theft From Building	4	0				
Theft From Coin Machine	0	0				
Theft From Motor Vehicle	4	1				
Theft of Motor Vehicle Parts	9	2				
Theft - All Other Larceny	12	3				
Motor Vehicle Theft	4	3				
Stolen Property Offenses	0	0				
Crimes Against Society						
Animal Cruelty	1	1				
Drug/Narcotic Violations	78	42				
Drug/Narcotic Equipment Violations	33	22				
Gambling - Betting/Wagering	0	0				
Gambling - Operating/Promoting	0	0				
Gambling - Equipment Violations	0	0				
Gambling - Sports Tampering	0	0				
Pornography/Obscene Material	1	0				
Prostitution	0	0				
Prostitution Assisting/Promoting	0	0				
Purchasing Prostitution	0	0				
Weapon Law Violations	13	9				
Total Group A Offenses	290	160	94	15		

Crime in Tennessee 2022

(*) Offenses are counted using the FBI Units of Count for Crime

(**) The 'Arrests' column shows arrests made for incidents during the selected period, regardless of arrest date. Arrest counts for the same period may change over time.

Claiborne County Sheriff's Office - NIBRS Agency Crime Overview - 2022

2022 Population Estimate		N/A	Offenses (*)		Arrests (**)		
			Reported	Cleared	Adult	Juvenile	
Offense Overview			Group A Offenses				
			Crimes Against Persons				
Offense Total	151		Murder	0	0	0	0
Number Cleared	114		Negligent Manslaughter	0	0	0	0
Percent Cleared	75.50%		Negligent Vehicular Manslaughter	0	0	0	0
Group A Crimes per 100,000 population	N/A		Kidnapping/Abduction	1	1	0	0
			Forcible Rape	0	0	0	0
			Forcible Sodomy	0	0	0	0
			Sexual Assault W/Object	0	0	0	0
			Forcible Fondling	0	0	0	0
Arrest Overview			Incest	0	0	0	0
Total Arrests	171		Statutory Rape	0	0	0	0
Adult Arrests	171		Aggravated Assault	13	11	9	0
Juvenile Arrests	0		Simple Assault	23	22	21	0
Unknown Age	0		Intimidation	2	2	2	0
Arrests per 100,000 population	N/A		Stalking	3	0	0	0
			Commercial Sex Acts	0	0	0	0
Average number offenses/incident	1.35		Involuntary Servitude	0	0	0	0
			Crimes Against Property				
Domestic Violence Victims			Arson	0	0	0	0
Offense	Reported	Cleared	Bribery	0	0	0	0
Murder	0	0	Burglary	3	0	0	0
Aggravated Assault	4	3	Counterfeiting/Forgery	0	0	0	0
Simple Assault	21	20	Destruction/Damage/Vandalism	12	5	4	0
Intimidation	0	0	Embezzlement	1	1	1	0
Stalking	1	0	Extortion/Blackmail	0	0	0	0
Forcible Rape	0	0	Fraud - False Pretenses	2	1	1	0
Forcible Sodomy	0	0	Fraud - Credit Card/ATM	0	0	0	0
Sexual Assault W/Object	0	0	Fraud - Impersonation	3	3	1	0
Forcible Fondling	0	0	Fraud - Welfare	0	0	0	0
Incest	0	0	Fraud - Wire	0	0	0	0
Statutory Rape	0	0	Fraud - Identity Theft	0	0	0	0
Kidnapping/Abduction	0	0	Fraud - Computer Hacking/Invasion	0	0	0	0
Commercial Sex Acts	0	0	Robbery	0	0	0	0
Involuntary Servitude	0	0	Theft - Pocket-picking	0	0	0	0
Total	26	23	Theft - Purse Snatching	0	0	0	0
			Theft - Shoplifting	1	1	1	0
Group B Arrests			Theft From Building	10	1	1	0
Offense	Adult	Juvenile	Theft From Coin Machine	0	0	0	0
Bad Checks	0	0	Theft From Motor Vehicle	3	1	1	0
Curfew/Vagrancy	0	0	Theft of Motor Vehicle Parts	0	0	0	0
Disorderly Conduct	6	0	Theft - All Other Larceny	3	0	0	0
DUI	7	0	Motor Vehicle Theft	4	0	0	0
Drunkenness	5	0	Stolen Property Offenses	0	0	0	0
Family-Non Violent	0	0	Crimes Against Society				
Liquor Law Violations	0	0	Animal Cruelty	2	0	0	0
Peeping Tom	0	0	Drug/Narcotic Violations	41	41	51	0
Trespass	3	0	Drug/Narcotic Equipment Violations	17	17	1	0
All Other Offenses	54	0	Gambling - Betting/Wagering	0	0	0	0
Total Group B	75	0	Gambling - Operating/Promoting	0	0	0	0
			Gambling - Equipment Violations	0	0	0	0
			Gambling - Sports Tampering	0	0	0	0
			Pornography/Obscene Material	0	0	0	0
			Prostitution	0	0	0	0
			Prostitution Assisting/Promoting	0	0	0	0
			Purchasing Prostitution	0	0	0	0
			Weapon Law Violations	7	7	2	0
			Total Group A Offenses	151	114	96	0

Crime in Tennessee 2022

(*) Offenses are counted using the FBI Units of Count for Crime

(**) The 'Arrests' column shows arrests made for incidents during the selected period, regardless of arrest date. Arrest counts for the same period may change over time.

Clay County Sheriff's Office - NIBRS Agency Crime Overview - 2022

2022 Population Estimate		N/A	Offenses (*)		Arrests (**)		
			Reported	Cleared	Adult	Juvenile	
Offense Overview			Group A Offenses				
Crimes Against Persons							
Offense Total	173		Murder	0	0	0	0
Number Cleared	152		Negligent Manslaughter	0	0	0	0
Percent Cleared	87.86%		Negligent Vehicular Manslaughter	0	0	0	0
Group A Crimes per 100,000 population	N/A		Kidnapping/Abduction	0	0	0	0
			Forcible Rape	0	0	0	0
			Forcible Sodomy	0	0	0	0
			Sexual Assault W/Object	0	0	0	0
			Forcible Fondling	0	0	0	0
Arrest Overview			Incest	0	0	0	0
Total Arrests	203		Statutory Rape	0	0	0	0
Adult Arrests	199		Aggravated Assault	3	2	2	0
Juvenile Arrests	4		Simple Assault	23	22	19	0
Unknown Age	0		Intimidation	1	1	1	0
Arrests per 100,000 population	N/A		Stalking	0	0	0	0
			Commercial Sex Acts	0	0	0	0
Average number offenses/incident	1.42		Involuntary Servitude	0	0	0	0
			Crimes Against Property				
Domestic Violence Victims			Arson	0	0	0	0
Offense	Reported	Cleared	Bribery	0	0	0	0
Murder	0	0	Burglary	3	0	0	0
Aggravated Assault	1	1	Counterfeiting/Forgery	1	0	0	0
Simple Assault	21	20	Destruction/Damage/Vandalism	8	6	4	0
Intimidation	0	0	Embezzlement	0	0	0	0
Stalking	0	0	Extortion/Blackmail	0	0	0	0
Forcible Rape	0	0	Fraud - False Pretenses	1	1	1	0
Forcible Sodomy	0	0	Fraud - Credit Card/ATM	0	0	0	0
Sexual Assault W/Object	0	0	Fraud - Impersonation	0	0	0	0
Forcible Fondling	0	0	Fraud - Welfare	0	0	0	0
Incest	0	0	Fraud - Wire	0	0	0	0
Statutory Rape	0	0	Fraud - Identity Theft	0	0	0	0
Kidnapping/Abduction	0	0	Fraud - Computer Hacking/Invasion	0	0	0	0
Commercial Sex Acts	0	0	Robbery	0	0	0	0
Involuntary Servitude	0	0	Theft - Pocket-picking	0	0	0	0
Total	22	21	Theft - Purse Snatching	0	0	0	0
			Theft - Shoplifting	3	3	3	0
Group B Arrests			Theft From Building	0	0	0	0
Offense	Adult	Juvenile	Theft From Coin Machine	0	0	0	0
Bad Checks	0	0	Theft From Motor Vehicle	1	0	0	0
Curfew/Vagrancy	0	0	Theft of Motor Vehicle Parts	1	0	0	0
Disorderly Conduct	2	0	Theft - All Other Larceny	13	2	3	0
DUI	15	0	Motor Vehicle Theft	1	1	1	0
Drunkenness	5	0	Stolen Property Offenses	0	0	0	0
Family-Non Violent	1	0	Crimes Against Society				
Liquor Law Violations	2	0	Animal Cruelty	0	0	0	0
Peeping Tom	0	0	Drug/Narcotic Violations	63	63	68	4
Trespass	2	0	Drug/Narcotic Equipment Violations	47	47	8	0
All Other Offenses	62	0	Gambling - Betting/Wagering	0	0	0	0
Total Group B	89	0	Gambling - Operating/Promoting	0	0	0	0
			Gambling - Equipment Violations	0	0	0	0
			Gambling - Sports Tampering	0	0	0	0
			Pornography/Obscene Material	0	0	0	0
			Prostitution	0	0	0	0
			Prostitution Assisting/Promoting	0	0	0	0
			Purchasing Prostitution	0	0	0	0
			Weapon Law Violations	4	4	0	0
			Total Group A Offenses	173	152	110	4

Crime in Tennessee 2022

(*) Offenses are counted using the FBI Units of Count for Crime

(**) The 'Arrests' column shows arrests made for incidents during the selected period, regardless of arrest date. Arrest counts for the same period may change over time.

Cocke County Sheriff's Office - NIBRS Agency Crime Overview - 2022

2022 Population Estimate		N/A	Offenses (*)		Arrests (**)		
Offense Overview			Reported	Cleared	Adult	Juvenile	
Offense Total		1,175	Group A Offenses				
Number Cleared		453	Crimes Against Persons				
Percent Cleared		38.55%	Murder	0	0	0	0
Group A Crimes per 100,000 population		N/A	Negligent Manslaughter	0	0	0	0
			Negligent Vehicular Manslaughter	0	0	0	0
			Kidnapping/Abduction	0	0	0	0
			Forcible Rape	5	2	2	0
			Forcible Sodomy	2	0	0	0
			Sexual Assault W/Object	1	0	0	0
			Forcible Fondling	9	3	2	0
Arrest Overview			Incest	0	0	0	0
Total Arrests		806	Statutory Rape	0	0	0	0
Adult Arrests		752	Aggravated Assault	105	65	47	1
Juvenile Arrests		54	Simple Assault	202	111	92	18
Unknown Age		0	Intimidation	43	8	4	2
Arrests per 100,000 population		N/A	Stalking	6	0	0	0
			Commercial Sex Acts	0	0	0	0
Average number offenses/incident		1.16	Involuntary Servitude	0	0	0	0
			Crimes Against Property				
Domestic Violence Victims			Arson	8	1	1	0
Offense	Reported	Cleared	Bribery	0	0	0	0
Murder	0	0	Burglary	76	9	11	0
Aggravated Assault	0	0	Counterfeiting/Forgery	4	0	0	0
Simple Assault	9	5	Destruction/Damage/Vandalism	89	15	10	0
Intimidation	0	0	Embezzlement	3	2	2	0
Stalking	0	0	Extortion/Blackmail	0	0	0	0
Forcible Rape	0	0	Fraud - False Pretenses	8	0	0	0
Forcible Sodomy	0	0	Fraud - Credit Card/ATM	8	2	2	0
Sexual Assault W/Object	0	0	Fraud - Impersonation	4	1	1	0
Forcible Fondling	0	0	Fraud - Welfare	0	0	0	0
Incest	0	0	Fraud - Wire	1	0	0	0
Statutory Rape	0	0	Fraud - Identity Theft	1	0	0	0
Kidnapping/Abduction	0	0	Fraud - Computer Hacking/Invasion	0	0	0	0
Commercial Sex Acts	0	0	Robbery	4	0	0	0
Involuntary Servitude	0	0	Theft - Pocket-picking	0	0	0	0
Total	9	5	Theft - Purse Snatching	0	0	0	0
			Theft - Shoplifting	6	3	4	0
			Theft From Building	45	5	3	2
Group B Arrests			Theft From Coin Machine	1	0	0	0
Offense	Adult	Juvenile	Theft From Motor Vehicle	34	0	0	0
Bad Checks	0	0	Theft of Motor Vehicle Parts	34	3	3	0
Curfew/Vagrancy	0	0	Theft - All Other Larceny	111	4	4	0
Disorderly Conduct	16	6	Motor Vehicle Theft	101	9	8	1
DUI	49	1	Stolen Property Offenses	1	0	0	0
Drunkenness	35	1	Crimes Against Society				
Family-Non Violent	13	0	Animal Cruelty	5	4	3	1
Liquor Law Violations	1	5	Drug/Narcotic Violations	170	141	170	9
Peeping Tom	0	0	Drug/Narcotic Equipment Violations	55	41	8	3
Trespass	9	0	Gambling - Betting/Wagering	0	0	0	0
All Other Offenses	246	3	Gambling - Operating/Promoting	0	0	0	0
Total Group B	369	16	Gambling - Equipment Violations	0	0	0	0
			Gambling - Sports Tampering	0	0	0	0
			Pornography/Obscene Material	3	1	1	0
			Prostitution	0	0	0	0
			Prostitution Assisting/Promoting	0	0	0	0
			Purchasing Prostitution	0	0	0	0
			Weapon Law Violations	30	23	5	1
			Total Group A Offenses	1,175	453	383	38

Crime in Tennessee 2022

(*) Offenses are counted using the FBI Units of Count for Crime

(**) The 'Arrests' column shows arrests made for incidents during the selected period, regardless of arrest date. Arrest counts for the same period may change over time.

Coffee County Sheriff's Office - NIBRS Agency Crime Overview - 2022

2022 Population Estimate		N/A	Offenses (*)		Arrests (**)		
			Reported	Cleared	Adult	Juvenile	
Offense Overview			Group A Offenses				
Crimes Against Persons							
Offense Total	1,173		Murder	0	0	0	0
Number Cleared	536		Negligent Manslaughter	0	0	0	0
Percent Cleared	45.69%		Negligent Vehicular Manslaughter	0	0	0	0
Group A Crimes per 100,000 population	N/A		Kidnapping/Abduction	0	0	0	0
			Forcible Rape	4	2	0	0
			Forcible Sodomy	0	0	0	0
			Sexual Assault W/Object	0	0	0	0
			Forcible Fondling	15	3	1	0
Arrest Overview			Incest	0	0	0	0
Total Arrests	1,587		Statutory Rape	4	3	2	0
Adult Arrests	1,519		Aggravated Assault	88	58	43	5
Juvenile Arrests	68		Simple Assault	204	129	88	22
Unknown Age	0		Intimidation	86	21	7	6
Arrests per 100,000 population	N/A		Stalking	2	0	0	0
			Commercial Sex Acts	0	0	0	0
Average number offenses/incident	1.18		Involuntary Servitude	1	0	0	0
			Crimes Against Property				
Domestic Violence Victims							
Offense	Reported	Cleared	Arson	0	0	0	0
Murder	0	0	Bribery	0	0	0	0
Aggravated Assault	4	3	Burglary	86	17	18	0
Simple Assault	5	4	Counterfeiting/Forgery	7	2	2	0
Intimidation	0	0	Destruction/Damage/Vandalism	85	12	7	1
Stalking	0	0	Embezzlement	0	0	0	0
Forcible Rape	0	0	Extortion/Blackmail	0	0	0	0
Forcible Sodomy	0	0	Fraud - False Pretenses	18	4	2	0
Sexual Assault W/Object	0	0	Fraud - Credit Card/ATM	11	2	1	0
Forcible Fondling	1	1	Fraud - Impersonation	5	1	1	0
Incest	0	0	Fraud - Welfare	0	0	0	0
Statutory Rape	0	0	Fraud - Wire	5	0	0	0
Kidnapping/Abduction	0	0	Fraud - Identity Theft	2	0	0	0
Commercial Sex Acts	0	0	Fraud - Computer Hacking/Invasion	1	0	0	0
Involuntary Servitude	0	0	Robbery	2	2	4	0
Total	10	8	Theft - Pocket-picking	0	0	0	0
			Theft - Purse Snatching	0	0	0	0
			Theft - Shoplifting	7	4	4	0
			Theft From Building	49	9	4	1
Group B Arrests			Theft From Coin Machine	0	0	0	0
Offense	Adult	Juvenile	Theft From Motor Vehicle	36	3	2	0
Bad Checks	0	0	Theft of Motor Vehicle Parts	10	2	1	0
Curfew/Vagrancy	0	0	Theft - All Other Larceny	116	22	18	0
Disorderly Conduct	10	13	Motor Vehicle Theft	38	14	10	0
DUI	50	0	Stolen Property Offenses	0	0	0	0
Drunkenness	16	1	Crimes Against Society				
Family-Non Violent	122	0	Animal Cruelty	3	3	7	0
Liquor Law Violations	0	1	Drug/Narcotic Violations	186	146	145	15
Peeping Tom	0	0	Drug/Narcotic Equipment Violations	65	48	7	0
Trespass	3	0	Gambling - Betting/Wagering	0	0	0	0
All Other Offenses	935	2	Gambling - Operating/Promoting	0	0	0	0
Total Group B	1,136	17	Gambling - Equipment Violations	0	0	0	0
			Gambling - Sports Tampering	0	0	0	0
			Pornography/Obscene Material	2	2	0	1
			Prostitution	0	0	0	0
			Prostitution Assisting/Promoting	0	0	0	0
			Purchasing Prostitution	0	0	0	0
			Weapon Law Violations	35	27	9	0
			Total Group A Offenses	1,173	536	383	51

Crime in Tennessee 2022

(*) Offenses are counted using the FBI Units of Count for Crime

(**) The 'Arrests' column shows arrests made for incidents during the selected period, regardless of arrest date. Arrest counts for the same period may change over time.

Crockett County Sheriff's Office - NIBRS Agency Crime Overview - 2022

2022 Population Estimate		N/A	Offenses (*)		Arrests (**)		
			Reported	Cleared	Adult	Juvenile	
Offense Overview			Group A Offenses				
			Crimes Against Persons				
Offense Total	251		Murder	0	0	0	0
Number Cleared	83		Negligent Manslaughter	0	0	0	0
Percent Cleared	33.07%		Negligent Vehicular Manslaughter	0	0	0	0
Group A Crimes per 100,000 population	N/A		Kidnapping/Abduction	0	0	0	0
			Forcible Rape	2	0	0	0
			Forcible Sodomy	0	0	0	0
			Sexual Assault W/Object	0	0	0	0
			Forcible Fondling	0	0	0	0
Arrest Overview			Incest	0	0	0	0
Total Arrests	371		Statutory Rape	1	0	0	0
Adult Arrests	367		Aggravated Assault	13	10	9	0
Juvenile Arrests	4		Simple Assault	27	19	15	0
Unknown Age	0		Intimidation	40	8	3	0
Arrests per 100,000 population	N/A		Stalking	0	0	0	0
			Commercial Sex Acts	0	0	0	0
Average number offenses/incident	1.17		Involuntary Servitude	0	0	0	0
			Crimes Against Property				
Domestic Violence Victims			Arson	1	0	0	0
Offense	Reported	Cleared	Bribery	0	0	0	0
Murder	0	0	Burglary	20	4	2	0
Aggravated Assault	6	5	Counterfeiting/Forgery	5	2	1	0
Simple Assault	19	16	Destruction/Damage/Vandalism	29	11	6	0
Intimidation	17	4	Embezzlement	1	0	0	0
Stalking	0	0	Extortion/Blackmail	1	0	0	0
Forcible Rape	0	0	Fraud - False Pretenses	7	0	0	0
Forcible Sodomy	0	0	Fraud - Credit Card/ATM	0	0	0	0
Sexual Assault W/Object	0	0	Fraud - Impersonation	2	1	1	0
Forcible Fondling	0	0	Fraud - Welfare	0	0	0	0
Incest	0	0	Fraud - Wire	1	0	0	0
Statutory Rape	0	0	Fraud - Identity Theft	2	0	0	0
Kidnapping/Abduction	0	0	Fraud - Computer Hacking/Invasion	0	0	0	0
Commercial Sex Acts	0	0	Robbery	0	0	0	0
Involuntary Servitude	0	0	Theft - Pocket-picking	0	0	0	0
Total	42	25	Theft - Purse Snatching	0	0	0	0
			Theft - Shoplifting	0	0	0	0
Group B Arrests			Theft From Building	13	3	2	0
Offense	Adult	Juvenile	Theft From Coin Machine	0	0	0	0
Bad Checks	0	0	Theft From Motor Vehicle	12	1	1	0
Curfew/Vagrancy	0	0	Theft of Motor Vehicle Parts	6	0	0	0
Disorderly Conduct	3	1	Theft - All Other Larceny	25	0	0	0
DUI	1	0	Motor Vehicle Theft	20	3	4	0
Drunkenness	6	0	Stolen Property Offenses	0	0	0	0
Family-Non Violent	33	1	Crimes Against Society				
Liquor Law Violations	1	1	Animal Cruelty	3	1	1	0
Peeping Tom	0	0	Drug/Narcotic Violations	12	12	8	0
Trespass	5	0	Drug/Narcotic Equipment Violations	6	6	3	0
All Other Offenses	260	1	Gambling - Betting/Wagering	0	0	0	0
Total Group B	309	4	Gambling - Operating/Promoting	0	0	0	0
			Gambling - Equipment Violations	0	0	0	0
			Gambling - Sports Tampering	0	0	0	0
			Pornography/Obscene Material	0	0	0	0
			Prostitution	0	0	0	0
			Prostitution Assisting/Promoting	0	0	0	0
			Purchasing Prostitution	0	0	0	0
			Weapon Law Violations	2	2	2	0
			Total Group A Offenses	251	83	58	0

Crime in Tennessee 2022

(*) Offenses are counted using the FBI Units of Count for Crime

(**) The 'Arrests' column shows arrests made for incidents during the selected period, regardless of arrest date. Arrest counts for the same period may change over time.

Cumberland County Sheriff's Office - NIBRS Agency Crime Overview - 2022

2022 Population Estimate		N/A	Offenses (*)		Arrests (**)		
Offense Overview			Reported	Cleared	Adult	Juvenile	
Offense Total		1,442	Group A Offenses				
Number Cleared		786	Crimes Against Persons				
Percent Cleared		54.51%	Murder	3	3	1	0
Group A Crimes per 100,000 population		N/A	Negligent Manslaughter	0	0	0	0
			Negligent Vehicular Manslaughter	0	0	0	0
			Kidnapping/Abduction	1	1	3	0
			Forcible Rape	0	0	0	0
			Forcible Sodomy	0	0	0	0
			Sexual Assault W/Object	0	0	0	0
			Forcible Fondling	0	0	0	0
Arrest Overview			Incest	0	0	0	0
Total Arrests		1,849	Statutory Rape	0	0	0	0
Adult Arrests		1,842	Aggravated Assault	61	56	41	0
Juvenile Arrests		7	Simple Assault	103	103	95	1
Unknown Age		0	Intimidation	6	5	3	0
Arrests per 100,000 population		N/A	Stalking	0	0	0	0
			Commercial Sex Acts	0	0	0	0
Average number offenses/incident		1.26	Involuntary Servitude	0	0	0	0
			Crimes Against Property				
Domestic Violence Victims			Arson	2	2	2	0
Offense	Reported	Cleared	Bribery	0	0	0	0
Murder	2	2	Burglary	140	25	27	2
Aggravated Assault	35	35	Counterfeiting/Forgery	30	20	10	0
Simple Assault	92	92	Destruction/Damage/Vandalism	131	34	15	0
Intimidation	2	2	Embezzlement	2	1	1	0
Stalking	0	0	Extortion/Blackmail	0	0	0	0
Forcible Rape	0	0	Fraud - False Pretenses	23	5	5	0
Forcible Sodomy	0	0	Fraud - Credit Card/ATM	8	1	1	0
Sexual Assault W/Object	0	0	Fraud - Impersonation	1	1	0	0
Forcible Fondling	0	0	Fraud - Welfare	0	0	0	0
Incest	0	0	Fraud - Wire	48	1	1	0
Statutory Rape	0	0	Fraud - Identity Theft	0	0	0	0
Kidnapping/Abduction	1	1	Fraud - Computer Hacking/Invasion	0	0	0	0
Commercial Sex Acts	0	0	Robbery	0	0	0	0
Involuntary Servitude	0	0	Theft - Pocket-picking	0	0	0	0
Total	132	132	Theft - Purse Snatching	0	0	0	0
			Theft - Shoplifting	9	6	7	0
Group B Arrests			Theft From Building	60	6	3	0
Offense	Adult	Juvenile	Theft From Coin Machine	0	0	0	0
Bad Checks	2	0	Theft From Motor Vehicle	36	4	3	0
Curfew/Vagrancy	0	0	Theft of Motor Vehicle Parts	35	7	10	0
Disorderly Conduct	8	0	Theft - All Other Larceny	125	12	15	0
DUI	79	0	Motor Vehicle Theft	61	14	14	1
Drunkenness	38	0	Stolen Property Offenses	1	1	0	0
Family-Non Violent	51	0	Crimes Against Society				
Liquor Law Violations	6	0	Animal Cruelty	1	1	1	0
Peeping Tom	0	0	Drug/Narcotic Violations	323	275	313	3
Trespass	25	0	Drug/Narcotic Equipment Violations	197	168	31	0
All Other Offenses	1,021	0	Gambling - Betting/Wagering	0	0	0	0
Total Group B	1,230	0	Gambling - Operating/Promoting	0	0	0	0
			Gambling - Equipment Violations	0	0	0	0
			Gambling - Sports Tampering	0	0	0	0
			Pornography/Obscene Material	1	1	1	0
			Prostitution	0	0	0	0
			Prostitution Assisting/Promoting	0	0	0	0
			Purchasing Prostitution	0	0	0	0
			Weapon Law Violations	34	33	9	0
			Total Group A Offenses	1,442	786	612	7

Crime in Tennessee 2022

(*) Offenses are counted using the FBI Units of Count for Crime

(**) The 'Arrests' column shows arrests made for incidents during the selected period, regardless of arrest date. Arrest counts for the same period may change over time.

Decatur County Sheriff's Office - NIBRS Agency Crime Overview - 2022

2022 Population Estimate		N/A	Offenses (*)		Arrests (**)		
			Reported	Cleared	Adult	Juvenile	
Offense Overview			Group A Offenses				
			Crimes Against Persons				
Offense Total	326		Murder	0	0	0	0
Number Cleared	165		Negligent Manslaughter	0	0	0	0
Percent Cleared	50.61%		Negligent Vehicular Manslaughter	0	0	0	0
Group A Crimes per 100,000 population	N/A		Kidnapping/Abduction	0	0	0	0
			Forcible Rape	0	0	0	0
			Forcible Sodomy	0	0	0	0
			Sexual Assault W/Object	0	0	0	0
Arrest Overview			Forcible Fondling	3	1	0	0
Total Arrests	366		Incest	0	0	0	0
Adult Arrests	354		Statutory Rape	0	0	0	0
Juvenile Arrests	12		Aggravated Assault	17	11	9	0
Unknown Age	0		Simple Assault	33	27	25	1
Arrests per 100,000 population	N/A		Intimidation	12	4	2	0
			Stalking	1	1	1	0
			Commercial Sex Acts	0	0	0	0
Average number offenses/incident	1.24		Involuntary Servitude	0	0	0	0
			Crimes Against Property				
Domestic Violence Victims			Arson	1	0	0	0
Offense	Reported	Cleared	Bribery	0	0	0	0
Murder	0	0	Burglary	43	7	8	0
Aggravated Assault	8	7	Counterfeiting/Forgery	0	0	0	0
Simple Assault	19	17	Destruction/Damage/Vandalism	36	9	6	2
Intimidation	1	1	Embezzlement	1	0	0	0
Stalking	0	0	Extortion/Blackmail	1	0	0	0
Forcible Rape	0	0	Fraud - False Pretenses	3	0	0	0
Forcible Sodomy	0	0	Fraud - Credit Card/ATM	1	0	0	0
Sexual Assault W/Object	0	0	Fraud - Impersonation	0	0	0	0
Forcible Fondling	0	0	Fraud - Welfare	0	0	0	0
Incest	0	0	Fraud - Wire	0	0	0	0
Statutory Rape	0	0	Fraud - Identity Theft	0	0	0	0
Kidnapping/Abduction	0	0	Fraud - Computer Hacking/Invasion	0	0	0	0
Commercial Sex Acts	0	0	Robbery	0	0	0	0
Involuntary Servitude	0	0	Theft - Pocket-picking	0	0	0	0
Total	28	25	Theft - Purse Snatching	0	0	0	0
			Theft - Shoplifting	0	0	0	0
Group B Arrests			Theft From Building	8	2	2	0
Offense	Adult	Juvenile	Theft From Coin Machine	0	0	0	0
Bad Checks	2	0	Theft From Motor Vehicle	9	2	3	0
Curfew/Vagrancy	0	0	Theft of Motor Vehicle Parts	8	1	0	0
Disorderly Conduct	8	3	Theft - All Other Larceny	25	1	1	2
DUI	14	0	Motor Vehicle Theft	12	2	1	0
Drunkenness	9	0	Stolen Property Offenses	0	0	0	0
Family-Non Violent	5	0	Crimes Against Society				
Liquor Law Violations	1	0	Animal Cruelty	2	1	1	0
Peeping Tom	0	0	Drug/Narcotic Violations	60	49	48	1
Trespass	3	0	Drug/Narcotic Equipment Violations	43	40	11	1
All Other Offenses	193	1	Gambling - Betting/Wagering	0	0	0	0
Total Group B	235	4	Gambling - Operating/Promoting	0	0	0	0
			Gambling - Equipment Violations	0	0	0	0
			Gambling - Sports Tampering	0	0	0	0
			Pornography/Obscene Material	0	0	0	0
			Prostitution	0	0	0	0
			Prostitution Assisting/Promoting	0	0	0	0
			Purchasing Prostitution	0	0	0	0
			Weapon Law Violations	7	7	1	1
			Total Group A Offenses	326	165	119	8

Crime in Tennessee 2022

(*) Offenses are counted using the FBI Units of Count for Crime

(**) The 'Arrests' column shows arrests made for incidents during the selected period, regardless of arrest date. Arrest counts for the same period may change over time.

DeKalb County Sheriff's Office - NIBRS Agency Crime Overview - 2022

2022 Population Estimate		N/A	Offenses (*)		Arrests (**)		
			Reported	Cleared	Adult	Juvenile	
Offense Overview			Group A Offenses				
			Crimes Against Persons				
Offense Total	261		Murder	0	0	0	0
Number Cleared	193		Negligent Manslaughter	0	0	0	0
Percent Cleared	73.95%		Negligent Vehicular Manslaughter	0	0	0	0
Group A Crimes per 100,000 population	N/A		Kidnapping/Abduction	0	0	0	0
			Forcible Rape	2	0	0	0
			Forcible Sodomy	0	0	0	0
			Sexual Assault W/Object	0	0	0	0
			Forcible Fondling	1	1	1	0
Arrest Overview			Incest	0	0	0	0
Total Arrests	763		Statutory Rape	1	0	0	0
Adult Arrests	745		Aggravated Assault	26	25	23	1
Juvenile Arrests	18		Simple Assault	38	37	23	14
Unknown Age	0		Intimidation	2	2	1	1
Arrests per 100,000 population	N/A		Stalking	1	1	1	0
			Commercial Sex Acts	0	0	0	0
Average number offenses/incident	1.31		Involuntary Servitude	0	0	0	0
			Crimes Against Property				
Domestic Violence Victims			Arson	1	0	0	0
Offense	Reported	Cleared	Bribery	0	0	0	0
Murder	0	0	Burglary	21	4	3	0
Aggravated Assault	15	14	Counterfeiting/Forgery	2	1	1	0
Simple Assault	22	21	Destruction/Damage/Vandalism	14	6	4	0
Intimidation	0	0	Embezzlement	0	0	0	0
Stalking	0	0	Extortion/Blackmail	0	0	0	0
Forcible Rape	1	0	Fraud - False Pretenses	2	0	0	0
Forcible Sodomy	0	0	Fraud - Credit Card/ATM	4	1	1	0
Sexual Assault W/Object	0	0	Fraud - Impersonation	2	2	2	0
Forcible Fondling	1	1	Fraud - Welfare	0	0	0	0
Incest	0	0	Fraud - Wire	2	1	1	0
Statutory Rape	0	0	Fraud - Identity Theft	1	0	0	0
Kidnapping/Abduction	0	0	Fraud - Computer Hacking/Invasion	0	0	0	0
Commercial Sex Acts	0	0	Robbery	0	0	0	0
Involuntary Servitude	0	0	Theft - Pocket-picking	0	0	0	0
Total	39	36	Theft - Purse Snatching	0	0	0	0
			Theft - Shoplifting	2	1	1	0
Group B Arrests			Theft From Building	6	1	1	0
Offense	Adult	Juvenile	Theft From Coin Machine	0	0	0	0
Bad Checks	1	0	Theft From Motor Vehicle	4	1	0	0
Curfew/Vagrancy	0	0	Theft of Motor Vehicle Parts	3	0	0	0
Disorderly Conduct	0	0	Theft - All Other Larceny	17	5	6	0
DUI	17	0	Motor Vehicle Theft	8	4	4	0
Drunkenness	16	0	Stolen Property Offenses	0	0	0	0
Family-Non Violent	29	0	Crimes Against Society				
Liquor Law Violations	1	0	Animal Cruelty	1	1	1	0
Peeping Tom	0	0	Drug/Narcotic Violations	55	55	55	1
Trespass	2	0	Drug/Narcotic Equipment Violations	30	30	6	0
All Other Offenses	536	0	Gambling - Betting/Wagering	0	0	0	0
Total Group B	602	0	Gambling - Operating/Promoting	0	0	0	0
			Gambling - Equipment Violations	0	0	0	0
			Gambling - Sports Tampering	0	0	0	0
			Pornography/Obscene Material	1	0	0	0
			Prostitution	0	0	0	0
			Prostitution Assisting/Promoting	0	0	0	0
			Purchasing Prostitution	0	0	0	0
			Weapon Law Violations	14	14	8	1
			Total Group A Offenses	261	193	143	18

Crime in Tennessee 2022

(*) Offenses are counted using the FBI Units of Count for Crime

(**) The 'Arrests' column shows arrests made for incidents during the selected period, regardless of arrest date. Arrest counts for the same period may change over time.

Dickson County Sheriff's Office - NIBRS Agency Crime Overview - 2022

2022 Population Estimate		N/A	Offenses (*)		Arrests (**)		
			Reported	Cleared	Adult	Juvenile	
Offense Overview			Group A Offenses				
			Crimes Against Persons				
Offense Total	1,069		Murder	0	0	0	0
Number Cleared	496		Negligent Manslaughter	0	0	0	0
Percent Cleared	46.40%		Negligent Vehicular Manslaughter	0	0	0	0
Group A Crimes per 100,000 population	N/A		Kidnapping/Abduction	2	1	1	0
			Forcible Rape	13	0	0	0
			Forcible Sodomy	2	0	0	0
			Sexual Assault W/Object	0	0	0	0
			Forcible Fondling	44	4	3	0
Arrest Overview			Incest	0	0	0	0
Total Arrests	1,444		Statutory Rape	3	3	3	0
Adult Arrests	1,372		Aggravated Assault	92	74	61	6
Juvenile Arrests	72		Simple Assault	198	102	68	8
Unknown Age	0		Intimidation	65	8	2	0
Arrests per 100,000 population	N/A		Stalking	5	1	0	0
			Commercial Sex Acts	0	0	0	0
Average number offenses/incident	1.17		Involuntary Servitude	0	0	0	0
			Crimes Against Property				
Domestic Violence Victims			Arson	3	0	0	0
Offense	Reported	Cleared	Bribery	0	0	0	0
Murder	0	0	Burglary	52	6	9	1
Aggravated Assault	8	7	Counterfeiting/Forgery	12	5	6	0
Simple Assault	7	6	Destruction/Damage/Vandalism	55	11	8	0
Intimidation	0	0	Embezzlement	0	0	0	0
Stalking	0	0	Extortion/Blackmail	0	0	0	0
Forcible Rape	0	0	Fraud - False Pretenses	50	5	2	0
Forcible Sodomy	0	0	Fraud - Credit Card/ATM	5	0	0	0
Sexual Assault W/Object	0	0	Fraud - Impersonation	10	1	1	0
Forcible Fondling	0	0	Fraud - Welfare	0	0	0	0
Incest	0	0	Fraud - Wire	1	0	0	0
Statutory Rape	0	0	Fraud - Identity Theft	0	0	0	0
Kidnapping/Abduction	0	0	Fraud - Computer Hacking/Invasion	0	0	0	0
Commercial Sex Acts	0	0	Robbery	3	1	1	0
Involuntary Servitude	0	0	Theft - Pocket-picking	0	0	0	0
Total	15	13	Theft - Purse Snatching	0	0	0	0
			Theft - Shoplifting	7	4	4	0
			Theft From Building	11	2	4	0
Group B Arrests			Theft From Coin Machine	0	0	0	0
Offense	Adult	Juvenile	Theft From Motor Vehicle	22	1	1	0
Bad Checks	0	0	Theft of Motor Vehicle Parts	17	2	0	0
Curfew/Vagrancy	0	0	Theft - All Other Larceny	60	7	5	1
Disorderly Conduct	3	0	Motor Vehicle Theft	51	12	9	0
DUI	77	0	Stolen Property Offenses	2	0	0	0
Drunkenness	13	0	Crimes Against Society				
Family-Non Violent	5	0	Animal Cruelty	1	0	0	0
Liquor Law Violations	4	2	Drug/Narcotic Violations	186	161	145	6
Peeping Tom	0	0	Drug/Narcotic Equipment Violations	78	74	13	1
Trespass	3	0	Gambling - Betting/Wagering	0	0	0	0
All Other Offenses	914	47	Gambling - Operating/Promoting	0	0	0	0
Total Group B	1,019	49	Gambling - Equipment Violations	0	0	0	0
			Gambling - Sports Tampering	0	0	0	0
			Pornography/Obscene Material	9	2	1	0
			Prostitution	0	0	0	0
			Prostitution Assisting/Promoting	1	0	0	0
			Purchasing Prostitution	0	0	0	0
			Weapon Law Violations	9	9	6	0
			Total Group A Offenses	1,069	496	353	23

Crime in Tennessee 2022

(*) Offenses are counted using the FBI Units of Count for Crime

(**) The 'Arrests' column shows arrests made for incidents during the selected period, regardless of arrest date. Arrest counts for the same period may change over time.

Dyer County Sheriff's Office - NIBRS Agency Crime Overview - 2022

2022 Population Estimate		N/A	Offenses (*)		Arrests (**)		
			Reported	Cleared	Adult	Juvenile	
Offense Overview			Group A Offenses				
			Crimes Against Persons				
Offense Total	414		Murder	2	0	0	0
Number Cleared	127		Negligent Manslaughter	1	0	0	0
Percent Cleared	30.68%		Negligent Vehicular Manslaughter	0	0	0	0
Group A Crimes per 100,000 population	N/A		Kidnapping/Abduction	3	3	0	0
			Forcible Rape	0	0	0	0
			Forcible Sodomy	0	0	0	0
			Sexual Assault W/Object	0	0	0	0
			Forcible Fondling	1	0	0	0
Arrest Overview			Incest	0	0	0	0
Total Arrests	214		Statutory Rape	0	0	0	0
Adult Arrests	169		Aggravated Assault	22	11	10	1
Juvenile Arrests	45		Simple Assault	76	36	25	9
Unknown Age	0		Intimidation	12	3	4	0
Arrests per 100,000 population	N/A		Stalking	0	0	0	0
			Commercial Sex Acts	0	0	0	0
Average number offenses/incident	1.18		Involuntary Servitude	0	0	0	0
			Crimes Against Property				
Domestic Violence Victims			Arson	0	0	0	0
Offense	Reported	Cleared	Bribery	0	0	0	0
Murder	0	0	Burglary	31	2	2	0
Aggravated Assault	8	7	Counterfeiting/Forgery	0	0	0	0
Simple Assault	42	24	Destruction/Damage/Vandalism	41	11	5	1
Intimidation	0	0	Embezzlement	0	0	0	0
Stalking	0	0	Extortion/Blackmail	0	0	0	0
Forcible Rape	0	0	Fraud - False Pretenses	15	0	0	0
Forcible Sodomy	0	0	Fraud - Credit Card/ATM	9	2	0	2
Sexual Assault W/Object	0	0	Fraud - Impersonation	3	0	0	0
Forcible Fondling	0	0	Fraud - Welfare	0	0	0	0
Incest	0	0	Fraud - Wire	0	0	0	0
Statutory Rape	0	0	Fraud - Identity Theft	0	0	0	0
Kidnapping/Abduction	1	1	Fraud - Computer Hacking/Invasion	0	0	0	0
Commercial Sex Acts	0	0	Robbery	0	0	0	0
Involuntary Servitude	0	0	Theft - Pocket-picking	0	0	0	0
Total	51	32	Theft - Purse Snatching	0	0	0	0
			Theft - Shoplifting	8	0	0	0
			Theft From Building	15	1	1	0
Group B Arrests			Theft From Coin Machine	0	0	0	0
Offense	Adult	Juvenile	Theft From Motor Vehicle	16	0	0	0
Bad Checks	1	0	Theft of Motor Vehicle Parts	11	0	0	0
Curfew/Vagrancy	0	0	Theft - All Other Larceny	63	7	7	2
Disorderly Conduct	1	0	Motor Vehicle Theft	25	5	1	1
DUI	5	0	Stolen Property Offenses	1	1	0	0
Drunkenness	9	0	Crimes Against Society				
Family-Non Violent	1	0	Animal Cruelty	5	0	0	0
Liquor Law Violations	0	0	Drug/Narcotic Violations	28	25	21	2
Peeping Tom	0	0	Drug/Narcotic Equipment Violations	13	12	3	0
Trespass	10	1	Gambling - Betting/Wagering	0	0	0	0
All Other Offenses	58	25	Gambling - Operating/Promoting	0	0	0	0
Total Group B	85	26	Gambling - Equipment Violations	0	0	0	0
			Gambling - Sports Tampering	0	0	0	0
			Pornography/Obscene Material	0	0	0	0
			Prostitution	0	0	0	0
			Prostitution Assisting/Promoting	0	0	0	0
			Purchasing Prostitution	0	0	0	0
			Weapon Law Violations	13	8	5	1
			Total Group A Offenses	414	127	84	19

Crime in Tennessee 2022

(*) Offenses are counted using the FBI Units of Count for Crime

(**) The 'Arrests' column shows arrests made for incidents during the selected period, regardless of arrest date. Arrest counts for the same period may change over time.

Fayette County Sheriff's Office - NIBRS Agency Crime Overview - 2022

2022 Population Estimate		N/A	Offenses (*)		Arrests (**)		
			Reported	Cleared	Adult	Juvenile	
Offense Overview			Group A Offenses				
			Crimes Against Persons				
Offense Total	544		Murder	5	3	2	0
Number Cleared	246		Negligent Manslaughter	1	0	0	0
Percent Cleared	45.22%		Negligent Vehicular Manslaughter	0	0	0	0
Group A Crimes per 100,000 population	N/A		Kidnapping/Abduction	2	2	2	0
			Forcible Rape	2	0	0	0
			Forcible Sodomy	0	0	0	0
			Sexual Assault W/Object	0	0	0	0
			Forcible Fondling	2	0	0	0
Arrest Overview			Incest	0	0	0	0
Total Arrests	346		Statutory Rape	1	1	1	0
Adult Arrests	338		Aggravated Assault	64	38	25	0
Juvenile Arrests	8		Simple Assault	85	59	51	3
Unknown Age	0		Intimidation	6	0	0	0
Arrests per 100,000 population	N/A		Stalking	0	0	0	0
			Commercial Sex Acts	0	0	0	0
Average number offenses/incident	1.27		Involuntary Servitude	0	0	0	0
			Crimes Against Property				
Domestic Violence Victims			Arson	0	0	0	0
Offense	Reported	Cleared	Bribery	0	0	0	0
Murder	2	2	Burglary	26	7	8	0
Aggravated Assault	27	20	Counterfeiting/Forgery	7	0	0	0
Simple Assault	52	43	Destruction/Damage/Vandalism	65	12	5	0
Intimidation	1	0	Embezzlement	0	0	0	0
Stalking	0	0	Extortion/Blackmail	0	0	0	0
Forcible Rape	1	0	Fraud - False Pretenses	17	2	1	0
Forcible Sodomy	0	0	Fraud - Credit Card/ATM	5	0	0	0
Sexual Assault W/Object	0	0	Fraud - Impersonation	1	1	1	0
Forcible Fondling	0	0	Fraud - Welfare	1	0	0	0
Incest	0	0	Fraud - Wire	3	0	0	0
Statutory Rape	0	0	Fraud - Identity Theft	2	0	0	0
Kidnapping/Abduction	2	2	Fraud - Computer Hacking/Invasion	0	0	0	0
Commercial Sex Acts	0	0	Robbery	0	0	0	0
Involuntary Servitude	0	0	Theft - Pocket-picking	0	0	0	0
Total	85	67	Theft - Purse Snatching	0	0	0	0
			Theft - Shoplifting	2	2	2	0
			Theft From Building	6	0	0	0
Group B Arrests			Theft From Coin Machine	0	0	0	0
Offense	Adult	Juvenile	Theft From Motor Vehicle	18	3	1	0
Bad Checks	0	0	Theft of Motor Vehicle Parts	6	0	0	0
Curfew/Vagrancy	0	0	Theft - All Other Larceny	80	13	10	1
Disorderly Conduct	3	0	Motor Vehicle Theft	25	4	3	0
DUI	15	0	Stolen Property Offenses	1	1	1	0
Drunkenness	8	0	Crimes Against Society				
Family-Non Violent	1	0	Animal Cruelty	1	0	0	0
Liquor Law Violations	2	0	Drug/Narcotic Violations	66	59	52	3
Peeping Tom	0	0	Drug/Narcotic Equipment Violations	27	25	1	0
Trespass	8	0	Gambling - Betting/Wagering	0	0	0	0
All Other Offenses	128	1	Gambling - Operating/Promoting	0	0	0	0
Total Group B	165	1	Gambling - Equipment Violations	0	0	0	0
			Gambling - Sports Tampering	0	0	0	0
			Pornography/Obscene Material	0	0	0	0
			Prostitution	0	0	0	0
			Prostitution Assisting/Promoting	0	0	0	0
			Purchasing Prostitution	0	0	0	0
			Weapon Law Violations	17	14	7	0
			Total Group A Offenses	544	246	173	7

Crime in Tennessee 2022

(*) Offenses are counted using the FBI Units of Count for Crime

(**) The 'Arrests' column shows arrests made for incidents during the selected period, regardless of arrest date. Arrest counts for the same period may change over time.

Fentress County Sheriff's Office - NIBRS Agency Crime Overview - 2022

2022 Population Estimate	N/A	Offenses (*)		Arrests (**)		
		Reported	Cleared	Adult	Juvenile	
Offense Overview		Group A Offenses				
		Crimes Against Persons				
Offense Total	591	Murder	0	0	0	0
Number Cleared	269	Negligent Manslaughter	0	0	0	0
Percent Cleared	45.52%	Negligent Vehicular Manslaughter	0	0	0	0
Group A Crimes per 100,000 population	N/A	Kidnapping/Abduction	5	4	3	0
		Forcible Rape	4	3	3	0
		Forcible Sodomy	0	0	0	0
		Sexual Assault W/Object	0	0	0	0
Arrest Overview		Forcible Fondling	4	0	0	0
Total Arrests	403	Incest	0	0	0	0
Adult Arrests	400	Statutory Rape	1	1	1	0
Juvenile Arrests	3	Aggravated Assault	49	34	25	0
Unknown Age	0	Simple Assault	89	70	63	1
Arrests per 100,000 population	N/A	Intimidation	23	1	1	0
		Stalking	2	1	1	0
		Commercial Sex Acts	0	0	0	0
Average number offenses/incident	1.27	Involuntary Servitude	0	0	0	0
		Crimes Against Property				
Domestic Violence Victims		Arson	2	2	1	0
Offense	Reported	Cleared	Bribery	0	0	0
Murder	0	0	Burglary	47	7	4
Aggravated Assault	16	14	Counterfeiting/Forgery	3	0	0
Simple Assault	62	47	Destruction/Damage/Vandalism	66	11	6
Intimidation	3	0	Embezzlement	0	0	0
Stalking	1	1	Extortion/Blackmail	0	0	0
Forcible Rape	1	1	Fraud - False Pretenses	7	0	0
Forcible Sodomy	0	0	Fraud - Credit Card/ATM	13	4	3
Sexual Assault W/Object	0	0	Fraud - Impersonation	2	0	0
Forcible Fondling	1	0	Fraud - Welfare	1	0	0
Incest	0	0	Fraud - Wire	0	0	0
Statutory Rape	1	1	Fraud - Identity Theft	0	0	0
Kidnapping/Abduction	4	4	Fraud - Computer Hacking/Invasion	2	0	0
Commercial Sex Acts	0	0	Robbery	1	0	0
Involuntary Servitude	0	0	Theft - Pocket-picking	0	0	0
Total	89	68	Theft - Purse Snatching	0	0	0
			Theft - Shoplifting	2	2	2
Group B Arrests			Theft From Building	46	5	6
Offense	Adult	Juvenile	Theft From Coin Machine	0	0	0
Bad Checks	0	0	Theft From Motor Vehicle	8	0	0
Curfew/Vagrancy	0	0	Theft of Motor Vehicle Parts	17	0	0
Disorderly Conduct	5	0	Theft - All Other Larceny	41	5	4
DUI	14	0	Motor Vehicle Theft	34	9	4
Drunkenness	11	0	Stolen Property Offenses	4	2	2
Family-Non Violent	0	0	Crimes Against Society			
Liquor Law Violations	3	0	Animal Cruelty	4	1	1
Peeping Tom	0	0	Drug/Narcotic Violations	57	56	51
Trespass	8	0	Drug/Narcotic Equipment Violations	40	39	5
All Other Offenses	168	2	Gambling - Betting/Wagering	0	0	0
Total Group B	209	2	Gambling - Operating/Promoting	0	0	0
			Gambling - Equipment Violations	0	0	0
			Gambling - Sports Tampering	0	0	0
			Pornography/Obscene Material	2	0	0
			Prostitution	0	0	0
			Prostitution Assisting/Promoting	0	0	0
			Purchasing Prostitution	0	0	0
			Weapon Law Violations	15	12	5
			Total Group A Offenses	591	269	191
						1

Crime in Tennessee 2022

(*) Offenses are counted using the FBI Units of Count for Crime

(**) The 'Arrests' column shows arrests made for incidents during the selected period, regardless of arrest date. Arrest counts for the same period may change over time.

Franklin County Sheriff's Office - NIBRS Agency Crime Overview - 2022

2022 Population Estimate		N/A	Offenses (*)		Arrests (**)		
			Reported	Cleared	Adult	Juvenile	
Offense Overview			Group A Offenses				
			Crimes Against Persons				
Offense Total	782		Murder	3	1	0	0
Number Cleared	296		Negligent Manslaughter	0	0	0	0
Percent Cleared	37.85%		Negligent Vehicular Manslaughter	0	0	0	0
Group A Crimes per 100,000 population	N/A		Kidnapping/Abduction	4	4	2	0
			Forcible Rape	7	0	0	0
			Forcible Sodomy	0	0	0	0
			Sexual Assault W/Object	1	0	0	0
			Forcible Fondling	11	0	0	0
Arrest Overview			Incest	0	0	0	0
Total Arrests	2,823		Statutory Rape	2	0	0	0
Adult Arrests	2,776		Aggravated Assault	67	44	32	3
Juvenile Arrests	47		Simple Assault	160	111	65	15
Unknown Age	0		Intimidation	71	13	5	0
Arrests per 100,000 population	N/A		Stalking	8	1	0	0
			Commercial Sex Acts	0	0	0	0
Average number offenses/incident	1.08		Involuntary Servitude	0	0	0	0
			Crimes Against Property				
Domestic Violence Victims			Arson	0	0	0	0
Offense	Reported	Cleared	Bribery	0	0	0	0
Murder	1	1	Burglary	39	11	12	0
Aggravated Assault	21	16	Counterfeiting/Forgery	5	0	0	0
Simple Assault	81	64	Destruction/Damage/Vandalism	83	14	8	3
Intimidation	9	4	Embezzlement	0	0	0	0
Stalking	0	0	Extortion/Blackmail	1	0	0	0
Forcible Rape	1	0	Fraud - False Pretenses	35	1	1	0
Forcible Sodomy	0	0	Fraud - Credit Card/ATM	6	0	0	0
Sexual Assault W/Object	0	0	Fraud - Impersonation	5	2	2	0
Forcible Fondling	3	0	Fraud - Welfare	0	0	0	0
Incest	0	0	Fraud - Wire	1	0	0	0
Statutory Rape	0	0	Fraud - Identity Theft	0	0	0	0
Kidnapping/Abduction	3	3	Fraud - Computer Hacking/Invasion	0	0	0	0
Commercial Sex Acts	0	0	Robbery	3	0	0	0
Involuntary Servitude	0	0	Theft - Pocket-picking	0	0	0	0
Total	119	88	Theft - Purse Snatching	0	0	0	0
			Theft - Shoplifting	2	0	0	0
Group B Arrests			Theft From Building	5	0	0	0
Offense	Adult	Juvenile	Theft From Coin Machine	0	0	0	0
Bad Checks	0	0	Theft From Motor Vehicle	9	1	0	0
Curfew/Vagrancy	0	0	Theft of Motor Vehicle Parts	0	0	0	0
Disorderly Conduct	18	3	Theft - All Other Larceny	117	13	9	2
DUI	76	1	Motor Vehicle Theft	28	6	5	0
Drunkenness	33	2	Stolen Property Offenses	2	0	0	0
Family-Non Violent	1	0	Crimes Against Society				
Liquor Law Violations	0	2	Animal Cruelty	0	0	0	0
Peeping Tom	0	0	Drug/Narcotic Violations	86	59	55	1
Trespass	9	0	Drug/Narcotic Equipment Violations	10	8	4	0
All Other Offenses	2,437	13	Gambling - Betting/Wagering	0	0	0	0
Total Group B	2,574	21	Gambling - Operating/Promoting	0	0	0	0
			Gambling - Equipment Violations	0	0	0	0
			Gambling - Sports Tampering	0	0	0	0
			Pornography/Obscene Material	4	2	1	0
			Prostitution	0	0	0	0
			Prostitution Assisting/Promoting	0	0	0	0
			Purchasing Prostitution	0	0	0	0
			Weapon Law Violations	7	5	1	2
			Total Group A Offenses	782	296	202	26

Crime in Tennessee 2022

(*) Offenses are counted using the FBI Units of Count for Crime

(**) The 'Arrests' column shows arrests made for incidents during the selected period, regardless of arrest date. Arrest counts for the same period may change over time.

Gibson County Sheriff's Office - NIBRS Agency Crime Overview - 2022

2022 Population Estimate		N/A	Offenses (*)		Arrests (**)	
			Reported	Cleared	Adult	Juvenile
Offense Overview			Group A Offenses			
Crimes Against Persons						
Offense Total	578	Murder	1	1	3	0
Number Cleared	252	Negligent Manslaughter	0	0	0	0
Percent Cleared	43.60%	Negligent Vehicular Manslaughter	0	0	0	0
Group A Crimes per 100,000 population	N/A	Kidnapping/Abduction	5	1	1	0
		Forcible Rape	1	1	1	0
		Forcible Sodomy	1	0	0	0
		Sexual Assault W/Object	0	0	0	0
		Forcible Fondling	4	2	1	0
Arrest Overview		Incest	0	0	0	0
Total Arrests	1,137	Statutory Rape	0	0	0	0
Adult Arrests	1,104	Aggravated Assault	35	26	16	4
Juvenile Arrests	33	Simple Assault	91	54	47	6
Unknown Age	0	Intimidation	44	10	5	2
Arrests per 100,000 population	N/A	Stalking	18	0	0	0
		Commercial Sex Acts	0	0	0	0
Average number offenses/incident	1.18	Involuntary Servitude	0	0	0	0
Domestic Violence Victims			Crimes Against Property			
Offense	Reported	Cleared	Arson	0	0	0
Murder	0	0	Bribery	0	0	0
Aggravated Assault	13	11	Burglary	30	8	9
Simple Assault	55	38	Counterfeiting/Forgery	4	1	1
Intimidation	4	1	Destruction/Damage/Vandalism	49	9	3
Stalking	0	0	Embezzlement	1	1	1
Forcible Rape	0	0	Extortion/Blackmail	1	0	0
Forcible Sodomy	1	0	Fraud - False Pretenses	19	3	1
Sexual Assault W/Object	0	0	Fraud - Credit Card/ATM	5	0	0
Forcible Fondling	0	0	Fraud - Impersonation	8	3	1
Incest	0	0	Fraud - Welfare	0	0	0
Statutory Rape	0	0	Fraud - Wire	0	0	0
Kidnapping/Abduction	0	0	Fraud - Identity Theft	1	0	0
Commercial Sex Acts	0	0	Fraud - Computer Hacking/Invasion	1	0	0
Involuntary Servitude	0	0	Robbery	4	1	1
Total	73	50	Theft - Pocket-picking	0	0	0
			Theft - Purse Snatching	1	0	0
			Theft - Shoplifting	0	0	0
			Theft From Building	5	1	0
			Theft From Coin Machine	0	0	0
			Theft From Motor Vehicle	14	1	1
			Theft of Motor Vehicle Parts	8	2	2
			Theft - All Other Larceny	57	16	6
			Motor Vehicle Theft	27	7	5
			Stolen Property Offenses	1	1	1
			Crimes Against Society			
			Animal Cruelty	9	2	1
			Drug/Narcotic Violations	70	54	51
			Drug/Narcotic Equipment Violations	49	37	8
			Gambling - Betting/Wagering	0	0	0
			Gambling - Operating/Promoting	0	0	0
			Gambling - Equipment Violations	0	0	0
			Gambling - Sports Tampering	0	0	0
			Pornography/Obscene Material	3	0	0
			Prostitution	0	0	0
			Prostitution Assisting/Promoting	0	0	0
			Purchasing Prostitution	0	0	0
			Weapon Law Violations	11	10	4
			Total Group A Offenses	578	252	170
						25
Group B Arrests						
Offense	Adult	Juvenile				
Bad Checks	0	0				
Curfew/Vagrancy	0	0				
Disorderly Conduct	2	1				
DUI	20	0				
Drunkenness	5	3				
Family-Non Violent	2	0				
Liquor Law Violations	1	4				
Peeping Tom	0	0				
Trespass	1	0				
All Other Offenses	903	0				
Total Group B	934	8				

Crime in Tennessee 2022

(*) Offenses are counted using the FBI Units of Count for Crime

(**) The 'Arrests' column shows arrests made for incidents during the selected period, regardless of arrest date. Arrest counts for the same period may change over time.

Giles County Sheriff's Office - NIBRS Agency Crime Overview - 2022

2022 Population Estimate		N/A	Offenses (*)		Arrests (**)		
Offense Overview			Reported	Cleared	Adult	Juvenile	
Offense Total		370	Group A Offenses				
Number Cleared		166	Crimes Against Persons				
Percent Cleared		44.86%	Murder	1	1	1	0
Group A Crimes per 100,000 population		N/A	Negligent Manslaughter	0	0	0	0
			Negligent Vehicular Manslaughter	0	0	0	0
			Kidnapping/Abduction	1	0	0	0
			Forcible Rape	0	0	0	0
			Forcible Sodomy	0	0	1	0
			Sexual Assault W/Object	0	0	0	0
Arrest Overview			Forcible Fondling	2	2	2	0
Total Arrests		317	Incest	0	0	0	0
Adult Arrests		278	Statutory Rape	1	1	1	0
Juvenile Arrests		39	Aggravated Assault	19	13	8	1
Unknown Age		0	Simple Assault	76	51	29	10
Arrests per 100,000 population		N/A	Intimidation	4	2	1	1
			Stalking	0	0	0	0
			Commercial Sex Acts	1	1	1	0
Average number offenses/incident		1.23	Involuntary Servitude	0	0	0	0
			Crimes Against Property				
Domestic Violence Victims			Arson	1	0	0	0
Offense	Reported	Cleared	Bribery	0	0	0	0
Murder	1	1	Burglary	20	5	3	2
Aggravated Assault	13	9	Counterfeiting/Forgery	2	0	0	0
Simple Assault	35	20	Destruction/Damage/Vandalism	56	16	15	0
Intimidation	3	1	Embezzlement	0	0	0	0
Stalking	0	0	Extortion/Blackmail	0	0	0	0
Forcible Rape	0	0	Fraud - False Pretenses	4	0	0	0
Forcible Sodomy	0	0	Fraud - Credit Card/ATM	1	0	0	0
Sexual Assault W/Object	0	0	Fraud - Impersonation	0	0	0	0
Forcible Fondling	1	1	Fraud - Welfare	0	0	0	0
Incest	0	0	Fraud - Wire	2	0	0	0
Statutory Rape	0	0	Fraud - Identity Theft	2	0	0	0
Kidnapping/Abduction	0	0	Fraud - Computer Hacking/Invasion	1	0	0	0
Commercial Sex Acts	0	0	Robbery	0	0	0	0
Involuntary Servitude	0	0	Theft - Pocket-picking	0	0	0	0
Total	53	32	Theft - Purse Snatching	0	0	0	0
			Theft - Shoplifting	1	1	1	0
Group B Arrests			Theft From Building	5	0	0	0
Offense	Adult	Juvenile	Theft From Coin Machine	0	0	0	0
Bad Checks	0	0	Theft From Motor Vehicle	5	0	0	0
Curfew/Vagrancy	0	0	Theft of Motor Vehicle Parts	9	0	0	0
Disorderly Conduct	2	15	Theft - All Other Larceny	36	6	2	1
DUI	4	0	Motor Vehicle Theft	8	0	0	0
Drunkenness	3	0	Stolen Property Offenses	0	0	0	0
Family-Non Violent	2	0	Crimes Against Society				
Liquor Law Violations	0	1	Animal Cruelty	4	2	3	0
Peeping Tom	0	0	Drug/Narcotic Violations	68	37	28	4
Trespass	4	0	Drug/Narcotic Equipment Violations	35	25	6	0
All Other Offenses	160	4	Gambling - Betting/Wagering	0	0	0	0
Total Group B	175	20	Gambling - Operating/Promoting	0	0	0	0
			Gambling - Equipment Violations	0	0	0	0
			Gambling - Sports Tampering	0	0	0	0
			Pornography/Obscene Material	1	0	0	0
			Prostitution	0	0	0	0
			Prostitution Assisting/Promoting	0	0	0	0
			Purchasing Prostitution	0	0	0	0
			Weapon Law Violations	4	3	1	0
			Total Group A Offenses	370	166	103	19

Crime in Tennessee 2022

(*) Offenses are counted using the FBI Units of Count for Crime

(**) The 'Arrests' column shows arrests made for incidents during the selected period, regardless of arrest date. Arrest counts for the same period may change over time.

Grainger County Sheriff's Office - NIBRS Agency Crime Overview - 2022

2022 Population Estimate		N/A	Offenses (*)		Arrests (**)	
Offense Overview			Reported	Cleared	Adult	Juvenile
Offense Total		325				
Number Cleared		174				
Percent Cleared		53.54%				
Group A Crimes per 100,000 population		N/A				
Arrest Overview						
Total Arrests		466				
Adult Arrests		438				
Juvenile Arrests		28				
Unknown Age		0				
Arrests per 100,000 population		N/A				
Average number offenses/incident		1.18				
Domestic Violence Victims						
Offense	Reported	Cleared				
Murder	0	0				
Aggravated Assault	11	11				
Simple Assault	31	29				
Intimidation	1	1				
Stalking	0	0				
Forcible Rape	0	0				
Forcible Sodomy	0	0				
Sexual Assault W/Object	0	0				
Forcible Fondling	0	0				
Incest	0	0				
Statutory Rape	0	0				
Kidnapping/Abduction	0	0				
Commercial Sex Acts	0	0				
Involuntary Servitude	0	0				
Total	43	41				
Group B Arrests						
Offense	Adult	Juvenile				
Bad Checks	0	0				
Curfew/Vagrancy	0	0				
Disorderly Conduct	1	0				
DUI	14	0				
Drunkenness	18	0				
Family-Non Violent	2	0				
Liquor Law Violations	0	0				
Peeping Tom	0	0				
Trespass	11	0				
All Other Offenses	267	14				
Total Group B	313	14				
Crimes Against Property						
Arson	4	2	1	0		
Bribery	0	0	0	0		
Burglary	22	9	7	0		
Counterfeiting/Forgery	2	2	1	0		
Destruction/Damage/Vandalism	37	13	11	0		
Embezzlement	0	0	0	0		
Extortion/Blackmail	0	0	0	0		
Fraud - False Pretenses	2	0	0	0		
Fraud - Credit Card/ATM	2	0	0	0		
Fraud - Impersonation	1	1	0	0		
Fraud - Welfare	0	0	0	0		
Fraud - Wire	0	0	0	0		
Fraud - Identity Theft	0	0	0	0		
Fraud - Computer Hacking/Invasion	0	0	0	0		
Robbery	0	0	0	0		
Theft - Pocket-picking	0	0	0	0		
Theft - Purse Snatching	0	0	0	0		
Theft - Shoplifting	2	2	2	0		
Theft From Building	18	5	2	0		
Theft From Coin Machine	0	0	0	0		
Theft From Motor Vehicle	10	0	0	0		
Theft of Motor Vehicle Parts	2	0	2	0		
Theft - All Other Larceny	66	13	13	2		
Motor Vehicle Theft	21	7	5	0		
Stolen Property Offenses	1	0	0	0		
Crimes Against Society						
Animal Cruelty	0	0	0	0		
Drug/Narcotic Violations	32	32	30	2		
Drug/Narcotic Equipment Violations	8	8	0	1		
Gambling - Betting/Wagering	0	0	0	0		
Gambling - Operating/Promoting	0	0	0	0		
Gambling - Equipment Violations	0	0	0	0		
Gambling - Sports Tampering	0	0	0	0		
Pornography/Obscene Material	0	0	0	0		
Prostitution	0	0	0	0		
Prostitution Assisting/Promoting	0	0	0	0		
Purchasing Prostitution	0	0	0	0		
Weapon Law Violations	6	5	0	0		
Total Group A Offenses	325	174	125	14		

Crime in Tennessee 2022

(*) Offenses are counted using the FBI Units of Count for Crime

(**) The 'Arrests' column shows arrests made for incidents during the selected period, regardless of arrest date. Arrest counts for the same period may change over time.

Greene County Sheriff's Office - NIBRS Agency Crime Overview - 2022

2022 Population Estimate		N/A	Offenses (*)		Arrests (**)		
			Reported	Cleared	Adult	Juvenile	
Offense Overview			Group A Offenses				
Crimes Against Persons							
Offense Total	2,112		Murder	3	3	1	1
Number Cleared	797		Negligent Manslaughter	0	0	0	0
Percent Cleared	37.74%		Negligent Vehicular Manslaughter	0	0	0	0
Group A Crimes per 100,000 population	N/A		Kidnapping/Abduction	5	3	0	0
			Forcible Rape	10	4	1	1
			Forcible Sodomy	1	0	0	0
			Sexual Assault W/Object	0	0	0	0
			Forcible Fondling	8	3	0	0
Arrest Overview			Incest	0	0	0	0
Total Arrests	1,633		Statutory Rape	2	1	1	0
Adult Arrests	1,492		Aggravated Assault	163	97	60	7
Juvenile Arrests	141		Simple Assault	325	138	93	10
Unknown Age	0		Intimidation	99	18	13	2
Arrests per 100,000 population	N/A		Stalking	4	0	0	0
			Commercial Sex Acts	0	0	0	0
Average number offenses/incident	1.27		Involuntary Servitude	0	0	0	0
			Crimes Against Property				
Domestic Violence Victims			Arson	9	3	1	0
Offense	Reported	Cleared	Bribery	0	0	0	0
Murder	2	2	Burglary	150	26	21	4
Aggravated Assault	65	44	Counterfeiting/Forgery	2	1	1	0
Simple Assault	225	109	Destruction/Damage/Vandalism	245	37	20	2
Intimidation	50	10	Embezzlement	4	2	2	0
Stalking	3	0	Extortion/Blackmail	10	0	0	0
Forcible Rape	3	1	Fraud - False Pretenses	103	15	15	0
Forcible Sodomy	0	0	Fraud - Credit Card/ATM	41	11	11	0
Sexual Assault W/Object	0	0	Fraud - Impersonation	5	1	1	0
Forcible Fondling	6	2	Fraud - Welfare	2	0	0	0
Incest	0	0	Fraud - Wire	17	0	0	0
Statutory Rape	1	0	Fraud - Identity Theft	1	0	0	0
Kidnapping/Abduction	5	3	Fraud - Computer Hacking/Invasion	5	0	0	0
Commercial Sex Acts	0	0	Robbery	3	1	0	0
Involuntary Servitude	0	0	Theft - Pocket-picking	1	0	0	0
Total	360	171	Theft - Purse Snatching	0	0	0	0
			Theft - Shoplifting	11	2	1	0
			Theft From Building	94	12	12	0
Group B Arrests			Theft From Coin Machine	0	0	0	0
Offense	Adult	Juvenile	Theft From Motor Vehicle	56	5	4	0
Bad Checks	0	0	Theft of Motor Vehicle Parts	27	0	0	0
Curfew/Vagrancy	0	0	Theft - All Other Larceny	170	13	10	1
Disorderly Conduct	9	12	Motor Vehicle Theft	99	27	23	2
DUI	64	0	Stolen Property Offenses	1	1	1	0
Drunkenness	69	4	Crimes Against Society				
Family-Non Violent	14	0	Animal Cruelty	5	0	0	0
Liquor Law Violations	2	0	Drug/Narcotic Violations	180	159	126	12
Peeping Tom	0	0	Drug/Narcotic Equipment Violations	210	180	49	4
Trespass	9	0	Gambling - Betting/Wagering	0	0	0	0
All Other Offenses	844	74	Gambling - Operating/Promoting	0	0	0	0
Total Group B	1,011	90	Gambling - Equipment Violations	0	0	0	0
			Gambling - Sports Tampering	0	0	0	0
			Pornography/Obscene Material	6	2	0	3
			Prostitution	0	0	0	0
			Prostitution Assisting/Promoting	0	0	0	0
			Purchasing Prostitution	0	0	0	0
			Weapon Law Violations	35	32	14	2
			Total Group A Offenses	2,112	797	481	51

Crime in Tennessee 2022

(*) Offenses are counted using the FBI Units of Count for Crime

(**) The 'Arrests' column shows arrests made for incidents during the selected period, regardless of arrest date. Arrest counts for the same period may change over time.

Grundy County Sheriff's Office - NIBRS Agency Crime Overview - 2022

2022 Population Estimate	N/A	Offenses (*)		Arrests (**)		
		Reported	Cleared	Adult	Juvenile	
Offense Overview		Group A Offenses				
		Crimes Against Persons				
Offense Total	730	Murder	1	1	1	0
Number Cleared	334	Negligent Manslaughter	0	0	0	0
Percent Cleared	45.75%	Negligent Vehicular Manslaughter	0	0	0	0
Group A Crimes per 100,000 population	N/A	Kidnapping/Abduction	1	1	0	0
		Forcible Rape	7	0	0	0
		Forcible Sodomy	0	0	0	0
		Sexual Assault W/Object	0	0	0	0
Arrest Overview		Forcible Fondling	4	1	0	1
Total Arrests	459	Incest	0	0	0	0
Adult Arrests	448	Statutory Rape	0	0	0	0
Juvenile Arrests	11	Aggravated Assault	57	35	26	0
Unknown Age	0	Simple Assault	89	49	37	2
Arrests per 100,000 population	N/A	Intimidation	11	1	1	0
		Stalking	2	0	0	0
		Commercial Sex Acts	0	0	0	0
Average number offenses/incident	1.23	Involuntary Servitude	0	0	0	0
		Crimes Against Property				
Domestic Violence Victims		Arson	7	1	1	0
Offense	Reported	Cleared	Bribery	0	0	0
Murder	1	1	Burglary	41	8	10
Aggravated Assault	28	17	Counterfeiting/Forgery	6	2	2
Simple Assault	52	35	Destruction/Damage/Vandalism	59	7	6
Intimidation	5	1	Embezzlement	0	0	0
Stalking	0	0	Extortion/Blackmail	0	0	0
Forcible Rape	2	0	Fraud - False Pretenses	18	0	0
Forcible Sodomy	0	0	Fraud - Credit Card/ATM	0	0	0
Sexual Assault W/Object	0	0	Fraud - Impersonation	0	0	0
Forcible Fondling	3	1	Fraud - Welfare	0	0	0
Incest	0	0	Fraud - Wire	0	0	0
Statutory Rape	0	0	Fraud - Identity Theft	1	1	1
Kidnapping/Abduction	1	1	Fraud - Computer Hacking/Invasion	0	0	0
Commercial Sex Acts	0	0	Robbery	1	0	0
Involuntary Servitude	0	0	Theft - Pocket-picking	0	0	0
Total	92	56	Theft - Purse Snatching	0	0	0
			Theft - Shoplifting	8	2	2
Group B Arrests			Theft From Building	48	5	4
Offense	Adult	Juvenile	Theft From Coin Machine	0	0	0
Bad Checks	0	0	Theft From Motor Vehicle	19	3	0
Curfew/Vagrancy	0	0	Theft of Motor Vehicle Parts	1	0	0
Disorderly Conduct	6	0	Theft - All Other Larceny	56	8	6
DUI	41	0	Motor Vehicle Theft	57	5	5
Drunkenness	11	1	Stolen Property Offenses	0	0	0
Family-Non Violent	2	0	Crimes Against Society			
Liquor Law Violations	1	0	Animal Cruelty	1	0	0
Peeping Tom	0	0	Drug/Narcotic Violations	131	113	122
Trespass	10	0	Drug/Narcotic Equipment Violations	82	72	15
All Other Offenses	125	4	Gambling - Betting/Wagering	0	0	0
Total Group B	196	5	Gambling - Operating/Promoting	0	0	0
			Gambling - Equipment Violations	0	0	0
			Gambling - Sports Tampering	0	0	0
			Pornography/Obscene Material	2	1	1
			Prostitution	0	0	0
			Prostitution Assisting/Promoting	0	0	0
			Purchasing Prostitution	0	0	0
			Weapon Law Violations	20	18	12
			Total Group A Offenses	730	334	252
						6

Crime in Tennessee 2022

(*) Offenses are counted using the FBI Units of Count for Crime

(**) The 'Arrests' column shows arrests made for incidents during the selected period, regardless of arrest date. Arrest counts for the same period may change over time.

Hamblen County Sheriff's Office - NIBRS Agency Crime Overview - 2022

2022 Population Estimate		N/A	Offenses (*)		Arrests (**)		
			Reported	Cleared	Adult	Juvenile	
Offense Overview			Group A Offenses				
			Crimes Against Persons				
Offense Total	1,298		Murder	1	1	1	0
Number Cleared	640		Negligent Manslaughter	0	0	0	0
Percent Cleared	49.31%		Negligent Vehicular Manslaughter	0	0	0	0
Group A Crimes per 100,000 population	N/A		Kidnapping/Abduction	6	0	0	0
			Forcible Rape	7	4	2	0
			Forcible Sodomy	2	0	0	0
			Sexual Assault W/Object	1	0	0	0
			Forcible Fondling	14	3	1	0
Arrest Overview			Incest	0	0	0	0
Total Arrests	1,656		Statutory Rape	2	0	0	0
Adult Arrests	1,626		Aggravated Assault	108	69	33	5
Juvenile Arrests	30		Simple Assault	187	139	108	7
Unknown Age	0		Intimidation	77	35	9	0
Arrests per 100,000 population	N/A		Stalking	3	0	0	0
			Commercial Sex Acts	0	0	0	0
Average number offenses/incident	1.29		Involuntary Servitude	0	0	0	0
			Crimes Against Property				
Domestic Violence Victims			Arson	7	2	1	0
Offense	Reported	Cleared	Bribery	2	0	0	0
Murder	0	0	Burglary	76	16	12	0
Aggravated Assault	31	24	Counterfeiting/Forgery	8	2	1	0
Simple Assault	144	106	Destruction/Damage/Vandalism	80	30	13	0
Intimidation	23	15	Embezzlement	5	1	1	0
Stalking	0	0	Extortion/Blackmail	4	0	0	0
Forcible Rape	1	1	Fraud - False Pretenses	30	0	0	0
Forcible Sodomy	0	0	Fraud - Credit Card/ATM	20	4	1	0
Sexual Assault W/Object	0	0	Fraud - Impersonation	27	2	2	0
Forcible Fondling	5	0	Fraud - Welfare	0	0	0	0
Incest	0	0	Fraud - Wire	21	4	1	0
Statutory Rape	1	0	Fraud - Identity Theft	0	0	0	0
Kidnapping/Abduction	3	0	Fraud - Computer Hacking/Invasion	1	0	0	0
Commercial Sex Acts	0	0	Robbery	4	1	1	0
Involuntary Servitude	0	0	Theft - Pocket-picking	0	0	0	0
Total	208	146	Theft - Purse Snatching	0	0	0	0
			Theft - Shoplifting	6	4	4	0
			Theft From Building	59	14	6	1
Group B Arrests			Theft From Coin Machine	0	0	0	0
Offense	Adult	Juvenile	Theft From Motor Vehicle	37	5	4	0
Bad Checks	8	0	Theft of Motor Vehicle Parts	27	0	0	0
Curfew/Vagrancy	0	0	Theft - All Other Larceny	85	10	8	1
Disorderly Conduct	4	0	Motor Vehicle Theft	72	14	11	0
DUI	40	0	Stolen Property Offenses	9	9	4	0
Drunkenness	29	0	Crimes Against Society				
Family-Non Violent	44	0	Animal Cruelty	5	1	1	0
Liquor Law Violations	4	1	Drug/Narcotic Violations	148	138	151	8
Peeping Tom	0	0	Drug/Narcotic Equipment Violations	94	90	5	4
Trespass	15	0	Gambling - Betting/Wagering	0	0	0	0
All Other Offenses	1,098	3	Gambling - Operating/Promoting	0	0	0	0
Total Group B	1,242	4	Gambling - Equipment Violations	0	0	0	0
			Gambling - Sports Tampering	0	0	0	0
			Pornography/Obscene Material	3	0	0	0
			Prostitution	0	0	0	0
			Prostitution Assisting/Promoting	0	0	0	0
			Purchasing Prostitution	0	0	0	0
			Weapon Law Violations	60	42	3	0
			Total Group A Offenses	1,298	640	384	26

Crime in Tennessee 2022

(*) Offenses are counted using the FBI Units of Count for Crime

(**) The 'Arrests' column shows arrests made for incidents during the selected period, regardless of arrest date. Arrest counts for the same period may change over time.

Hamilton County Sheriff's Office - NIBRS Agency Crime Overview - 2022

2022 Population Estimate		N/A	Offenses (*)		Arrests (**)		
			Reported	Cleared	Adult	Juvenile	
Offense Overview			Group A Offenses				
			Crimes Against Persons				
Offense Total	3,604		Murder	2	0	1	0
Number Cleared	1,231		Negligent Manslaughter	0	0	0	0
Percent Cleared	34.16%		Negligent Vehicular Manslaughter	0	0	0	0
Group A Crimes per 100,000 population	N/A		Kidnapping/Abduction	7	4	5	0
			Forcible Rape	26	4	2	0
			Forcible Sodomy	5	0	0	0
			Sexual Assault W/Object	4	1	0	0
			Forcible Fondling	19	7	3	0
Arrest Overview			Incest	0	0	0	0
Total Arrests	3,178		Statutory Rape	1	0	0	0
Adult Arrests	3,177		Aggravated Assault	198	98	70	1
Juvenile Arrests	1		Simple Assault	594	275	162	0
Unknown Age	0		Intimidation	57	9	3	0
Arrests per 100,000 population	N/A		Stalking	15	4	1	0
			Commercial Sex Acts	2	1	0	0
Average number offenses/incident	1.24		Involuntary Servitude	0	0	0	0
			Crimes Against Property				
Domestic Violence Victims			Arson	4	2	2	0
Offense	Reported	Cleared	Bribery	0	0	0	0
Murder	1	0	Burglary	153	28	24	0
Aggravated Assault	90	57	Counterfeiting/Forgery	27	3	18	0
Simple Assault	294	142	Destruction/Damage/Vandalism	209	45	14	0
Intimidation	5	4	Embezzlement	5	2	1	0
Stalking	12	3	Extortion/Blackmail	9	0	0	0
Forcible Rape	9	3	Fraud - False Pretenses	63	2	0	0
Forcible Sodomy	1	0	Fraud - Credit Card/ATM	39	4	0	0
Sexual Assault W/Object	1	0	Fraud - Impersonation	22	2	2	0
Forcible Fondling	2	0	Fraud - Welfare	0	0	0	0
Incest	0	0	Fraud - Wire	27	1	0	0
Statutory Rape	1	0	Fraud - Identity Theft	0	0	0	0
Kidnapping/Abduction	3	3	Fraud - Computer Hacking/Invasion	0	0	0	0
Commercial Sex Acts	0	0	Robbery	7	2	2	0
Involuntary Servitude	0	0	Theft - Pocket-picking	0	0	6	0
Total	419	212	Theft - Purse Snatching	0	0	0	0
			Theft - Shoplifting	38	16	7	0
			Theft From Building	113	24	4	0
Group B Arrests			Theft From Coin Machine	6	0	0	0
Offense	Adult	Juvenile	Theft From Motor Vehicle	119	5	3	0
Bad Checks	0	0	Theft of Motor Vehicle Parts	72	3	1	0
Curfew/Vagrancy	0	0	Theft - All Other Larceny	254	27	22	0
Disorderly Conduct	33	0	Motor Vehicle Theft	111	19	28	0
DUI	49	0	Stolen Property Offenses	67	36	18	0
Drunkenness	16	0	Crimes Against Society				
Family-Non Violent	88	0	Animal Cruelty	7	3	2	0
Liquor Law Violations	1	0	Drug/Narcotic Violations	712	320	277	0
Peeping Tom	0	0	Drug/Narcotic Equipment Violations	436	235	54	0
Trespass	17	0	Gambling - Betting/Wagering	0	0	0	0
All Other Offenses	2,238	0	Gambling - Operating/Promoting	0	0	0	0
Total Group B	2,442	0	Gambling - Equipment Violations	0	0	0	0
			Gambling - Sports Tampering	0	0	0	0
			Pornography/Obscene Material	11	1	0	0
			Prostitution	0	0	0	0
			Prostitution Assisting/Promoting	0	0	0	0
			Purchasing Prostitution	0	0	0	0
			Weapon Law Violations	163	48	3	0
			Total Group A Offenses	3,604	1,231	735	1

Crime in Tennessee 2022

(*) Offenses are counted using the FBI Units of Count for Crime

(**) The 'Arrests' column shows arrests made for incidents during the selected period, regardless of arrest date. Arrest counts for the same period may change over time.

Hardeman County Sheriff's Office - NIBRS Agency Crime Overview - 2022

2022 Population Estimate		N/A	Offenses (*)		Arrests (**)		
			Reported	Cleared	Adult	Juvenile	
Offense Overview			Group A Offenses				
			Crimes Against Persons				
Offense Total	740		Murder	1	0	0	0
Number Cleared	424		Negligent Manslaughter	0	0	0	0
Percent Cleared	57.30%		Negligent Vehicular Manslaughter	0	0	0	0
Group A Crimes per 100,000 population	N/A		Kidnapping/Abduction	7	7	2	0
			Forcible Rape	4	1	1	0
			Forcible Sodomy	2	0	0	0
			Sexual Assault W/Object	0	0	0	0
			Forcible Fondling	12	3	1	1
Arrest Overview			Incest	0	0	0	0
Total Arrests	685		Statutory Rape	1	1	1	0
Adult Arrests	652		Aggravated Assault	101	73	48	7
Juvenile Arrests	33		Simple Assault	102	84	54	19
Unknown Age	0		Intimidation	43	20	12	1
Arrests per 100,000 population	N/A		Stalking	2	0	0	0
			Commercial Sex Acts	0	0	0	0
Average number offenses/incident	1.29		Involuntary Servitude	0	0	0	0
			Crimes Against Property				
Domestic Violence Victims			Arson	0	0	0	0
Offense	Reported	Cleared	Bribery	0	0	0	0
Murder	0	0	Burglary	57	11	11	0
Aggravated Assault	50	44	Counterfeiting/Forgery	7	4	3	1
Simple Assault	71	57	Destruction/Damage/Vandalism	62	21	12	1
Intimidation	16	9	Embezzlement	0	0	0	0
Stalking	0	0	Extortion/Blackmail	0	0	0	0
Forcible Rape	2	1	Fraud - False Pretenses	15	4	4	0
Forcible Sodomy	2	0	Fraud - Credit Card/ATM	6	1	1	0
Sexual Assault W/Object	0	0	Fraud - Impersonation	8	0	0	0
Forcible Fondling	7	2	Fraud - Welfare	0	0	0	0
Incest	0	0	Fraud - Wire	5	1	1	0
Statutory Rape	1	1	Fraud - Identity Theft	0	0	0	0
Kidnapping/Abduction	5	5	Fraud - Computer Hacking/Invasion	0	0	0	0
Commercial Sex Acts	0	0	Robbery	0	0	0	0
Involuntary Servitude	0	0	Theft - Pocket-picking	0	0	0	0
Total	154	119	Theft - Purse Snatching	0	0	0	0
			Theft - Shoplifting	1	1	0	0
			Theft From Building	23	5	1	0
Group B Arrests			Theft From Coin Machine	0	0	0	0
Offense	Adult	Juvenile	Theft From Motor Vehicle	10	3	3	0
Bad Checks	0	0	Theft of Motor Vehicle Parts	14	1	0	0
Curfew/Vagrancy	0	0	Theft - All Other Larceny	43	5	4	0
Disorderly Conduct	3	0	Motor Vehicle Theft	28	9	8	0
DUI	22	0	Stolen Property Offenses	0	0	0	0
Drunkenness	6	0	Crimes Against Society				
Family-Non Violent	45	0	Animal Cruelty	3	1	2	0
Liquor Law Violations	0	0	Drug/Narcotic Violations	91	86	79	0
Peeping Tom	0	0	Drug/Narcotic Equipment Violations	35	34	2	0
Trespass	2	0	Gambling - Betting/Wagering	0	0	0	0
All Other Offenses	305	0	Gambling - Operating/Promoting	0	0	0	0
Total Group B	383	0	Gambling - Equipment Violations	1	1	1	0
			Gambling - Sports Tampering	0	0	0	0
			Pornography/Obscene Material	12	5	5	0
			Prostitution	0	0	0	0
			Prostitution Assisting/Promoting	0	0	0	0
			Purchasing Prostitution	0	0	0	0
			Weapon Law Violations	44	42	13	3
			Total Group A Offenses	740	424	269	33

Crime in Tennessee 2022

(*) Offenses are counted using the FBI Units of Count for Crime

(**) The 'Arrests' column shows arrests made for incidents during the selected period, regardless of arrest date. Arrest counts for the same period may change over time.

Hardin County Sheriff's Office - NIBRS Agency Crime Overview - 2022

2022 Population Estimate		N/A	Offenses (*)		Arrests (**)		
			Reported	Cleared	Adult	Juvenile	
Offense Overview			Group A Offenses				
			Crimes Against Persons				
Offense Total	674		Murder	1	1	1	0
Number Cleared	286		Negligent Manslaughter	0	0	0	0
Percent Cleared	42.43%		Negligent Vehicular Manslaughter	0	0	0	0
Group A Crimes per 100,000 population	N/A		Kidnapping/Abduction	2	2	2	0
			Forcible Rape	4	2	3	0
			Forcible Sodomy	1	1	0	0
			Sexual Assault W/Object	0	0	0	0
			Forcible Fondling	5	3	3	0
Arrest Overview			Incest	0	0	0	0
Total Arrests	940		Statutory Rape	1	1	0	0
Adult Arrests	829		Aggravated Assault	46	33	28	1
Juvenile Arrests	111		Simple Assault	103	75	61	4
Unknown Age	0		Intimidation	10	1	0	1
Arrests per 100,000 population	N/A		Stalking	2	1	1	0
			Commercial Sex Acts	0	0	0	0
Average number offenses/incident	1.13		Involuntary Servitude	0	0	0	0
			Crimes Against Property				
Domestic Violence Victims			Arson	4	2	2	0
Offense	Reported	Cleared	Bribery	0	0	0	0
Murder	0	0	Burglary	61	10	11	0
Aggravated Assault	17	14	Counterfeiting/Forgery	7	1	1	0
Simple Assault	58	52	Destruction/Damage/Vandalism	74	14	8	1
Intimidation	0	0	Embezzlement	0	0	0	0
Stalking	0	0	Extortion/Blackmail	0	0	0	0
Forcible Rape	0	0	Fraud - False Pretenses	5	0	0	0
Forcible Sodomy	0	0	Fraud - Credit Card/ATM	5	1	1	0
Sexual Assault W/Object	0	0	Fraud - Impersonation	9	8	8	0
Forcible Fondling	1	1	Fraud - Welfare	0	0	0	0
Incest	0	0	Fraud - Wire	4	0	0	0
Statutory Rape	0	0	Fraud - Identity Theft	4	1	0	0
Kidnapping/Abduction	2	2	Fraud - Computer Hacking/Invasion	0	0	0	0
Commercial Sex Acts	0	0	Robbery	0	0	0	0
Involuntary Servitude	0	0	Theft - Pocket-picking	0	0	0	0
Total	78	69	Theft - Purse Snatching	0	0	0	0
			Theft - Shoplifting	0	0	0	0
Group B Arrests			Theft From Building	18	3	1	0
Offense	Adult	Juvenile	Theft From Coin Machine	2	0	0	0
Bad Checks	4	0	Theft From Motor Vehicle	30	4	4	0
Curfew/Vagrancy	0	0	Theft of Motor Vehicle Parts	21	1	1	0
Disorderly Conduct	7	21	Theft - All Other Larceny	101	14	12	3
DUI	20	0	Motor Vehicle Theft	52	11	7	2
Drunkenness	23	2	Stolen Property Offenses	1	1	1	0
Family-Non Violent	1	0	Crimes Against Society				
Liquor Law Violations	0	2	Animal Cruelty	5	2	2	0
Peeping Tom	0	0	Drug/Narcotic Violations	49	48	43	10
Trespass	9	0	Drug/Narcotic Equipment Violations	30	29	10	0
All Other Offenses	546	63	Gambling - Betting/Wagering	0	0	0	0
Total Group B	610	88	Gambling - Operating/Promoting	0	0	0	0
			Gambling - Equipment Violations	0	0	0	0
			Gambling - Sports Tampering	0	0	0	0
			Pornography/Obscene Material	1	0	0	0
			Prostitution	0	0	0	0
			Prostitution Assisting/Promoting	0	0	0	0
			Purchasing Prostitution	0	0	0	0
			Weapon Law Violations	16	16	8	1
			Total Group A Offenses	674	286	219	23

Crime in Tennessee 2022

(*) Offenses are counted using the FBI Units of Count for Crime

(**) The 'Arrests' column shows arrests made for incidents during the selected period, regardless of arrest date. Arrest counts for the same period may change over time.

Hawkins County Sheriff's Office - NIBRS Agency Crime Overview - 2022

2022 Population Estimate		N/A	Offenses (*)		Arrests (**)	
Offense Overview			Reported	Cleared	Adult	Juvenile
Offense Total		1,142	0	0	0	0
Number Cleared		367	0	0	0	0
Percent Cleared		32.14%	0	0	0	0
Group A Crimes per 100,000 population		N/A	1	1	1	0
Arrest Overview			3	0	0	0
Total Arrests		1,247	0	0	0	0
Adult Arrests		1,235	0	0	0	0
Juvenile Arrests		12	44	24	19	1
Unknown Age		0	281	88	81	5
Arrests per 100,000 population		N/A	38	1	0	0
Average number offenses/incident		1.17	2	0	0	0
Domestic Violence Victims			0	0	0	0
Offense		Reported	Cleared	Crimes Against Property		
Murder	0	0	Arson	1	1	1
Aggravated Assault	17	11	Bribery	0	0	0
Simple Assault	179	74	Burglary	74	7	9
Intimidation	1	0	Counterfeiting/Forgery	2	0	0
Stalking	0	0	Destruction/Damage/Vandalism	104	13	10
Forcible Rape	2	0	Embezzlement	0	0	0
Forcible Sodomy	0	0	Extortion/Blackmail	1	0	0
Sexual Assault W/Object	0	0	Fraud - False Pretenses	13	0	0
Forcible Fondling	0	0	Fraud - Credit Card/ATM	23	0	0
Incest	0	0	Fraud - Impersonation	2	0	0
Statutory Rape	0	0	Fraud - Welfare	0	0	0
Kidnapping/Abduction	1	1	Fraud - Wire	0	0	0
Commercial Sex Acts	0	0	Fraud - Identity Theft	0	0	0
Involuntary Servitude	0	0	Fraud - Computer Hacking/Invasion	0	0	0
Total	200	86	Robbery	1	1	2
Group B Arrests			Theft - Pocket-picking	0	0	0
Offense		Adult	Theft - Purse Snatching	0	0	0
Bad Checks	0	0	Theft - Shoplifting	2	0	0
Curfew/Vagrancy	0	0	Theft From Building	77	5	4
Disorderly Conduct	6	0	Theft From Coin Machine	0	0	0
DUI	53	0	Theft From Motor Vehicle	42	0	0
Drunkenness	44	0	Theft of Motor Vehicle Parts	7	0	0
Family-Non Violent	10	0	Theft - All Other Larceny	108	2	2
Liquor Law Violations	0	0	Motor Vehicle Theft	78	7	7
Peeping Tom	0	0	Stolen Property Offenses	0	0	0
Trespass	12	0	Crimes Against Society			
All Other Offenses	800	2	Animal Cruelty	0	0	0
Total Group B	925	2	Drug/Narcotic Violations	142	134	154
			Drug/Narcotic Equipment Violations	82	80	17
			Gambling - Betting/Wagering	0	0	0
			Gambling - Operating/Promoting	0	0	0
			Gambling - Equipment Violations	0	0	0
			Gambling - Sports Tampering	0	0	0
			Pornography/Obscene Material	0	0	0
			Prostitution	0	0	0
			Prostitution Assisting/Promoting	0	0	0
			Purchasing Prostitution	0	0	0
			Weapon Law Violations	4	3	3
			Total Group A Offenses	1,142	367	310
						10

Crime in Tennessee 2022

(*) Offenses are counted using the FBI Units of Count for Crime

(**) The 'Arrests' column shows arrests made for incidents during the selected period, regardless of arrest date. Arrest counts for the same period may change over time.

Haywood County Sheriff's Office - NIBRS Agency Crime Overview - 2022

2022 Population Estimate		N/A	Offenses (*)		Arrests (**)		
			Reported	Cleared	Adult	Juvenile	
Offense Overview			Group A Offenses				
			Crimes Against Persons				
Offense Total	335		Murder	0	0	0	0
Number Cleared	72		Negligent Manslaughter	0	0	0	0
Percent Cleared	21.49%		Negligent Vehicular Manslaughter	0	0	0	0
Group A Crimes per 100,000 population	N/A		Kidnapping/Abduction	0	0	0	0
			Forcible Rape	1	0	0	0
			Forcible Sodomy	1	0	0	0
			Sexual Assault W/Object	0	0	0	0
			Forcible Fondling	5	0	0	0
Arrest Overview			Incest	0	0	0	0
Total Arrests	437		Statutory Rape	0	0	0	0
Adult Arrests	437		Aggravated Assault	16	5	5	0
Juvenile Arrests	0		Simple Assault	53	23	22	0
Unknown Age	0		Intimidation	39	3	2	0
Arrests per 100,000 population	N/A		Stalking	3	1	1	0
			Commercial Sex Acts	0	0	0	0
Average number offenses/incident	1.16		Involuntary Servitude	0	0	0	0
			Crimes Against Property				
Domestic Violence Victims			Arson	0	0	0	0
Offense	Reported	Cleared	Bribery	0	0	0	0
Murder	0	0	Burglary	32	6	8	0
Aggravated Assault	2	2	Counterfeiting/Forgery	4	0	0	0
Simple Assault	32	17	Destruction/Damage/Vandalism	46	2	0	0
Intimidation	2	0	Embezzlement	0	0	0	0
Stalking	1	1	Extortion/Blackmail	1	0	0	0
Forcible Rape	0	0	Fraud - False Pretenses	0	0	0	0
Forcible Sodomy	0	0	Fraud - Credit Card/ATM	2	0	0	0
Sexual Assault W/Object	0	0	Fraud - Impersonation	2	0	0	0
Forcible Fondling	0	0	Fraud - Welfare	0	0	0	0
Incest	0	0	Fraud - Wire	0	0	0	0
Statutory Rape	0	0	Fraud - Identity Theft	4	0	0	0
Kidnapping/Abduction	0	0	Fraud - Computer Hacking/Invasion	1	0	0	0
Commercial Sex Acts	0	0	Robbery	2	0	0	0
Involuntary Servitude	0	0	Theft - Pocket-picking	0	0	0	0
Total	37	20	Theft - Purse Snatching	0	0	0	0
			Theft - Shoplifting	3	0	0	0
Group B Arrests			Theft From Building	6	0	0	0
Offense	Adult	Juvenile	Theft From Coin Machine	0	0	0	0
Bad Checks	0	0	Theft From Motor Vehicle	10	0	0	0
Curfew/Vagrancy	0	0	Theft of Motor Vehicle Parts	7	0	0	0
Disorderly Conduct	1	0	Theft - All Other Larceny	41	2	2	0
DUI	8	0	Motor Vehicle Theft	26	5	3	0
Drunkenness	1	0	Stolen Property Offenses	1	1	0	0
Family-Non Violent	31	0	Crimes Against Society				
Liquor Law Violations	0	0	Animal Cruelty	3	1	3	0
Peeping Tom	0	0	Drug/Narcotic Violations	14	12	17	0
Trespass	2	0	Drug/Narcotic Equipment Violations	2	2	0	0
All Other Offenses	326	0	Gambling - Betting/Wagering	0	0	0	0
Total Group B	369	0	Gambling - Operating/Promoting	0	0	0	0
			Gambling - Equipment Violations	1	1	1	0
			Gambling - Sports Tampering	0	0	0	0
			Pornography/Obscene Material	1	0	0	0
			Prostitution	0	0	0	0
			Prostitution Assisting/Promoting	0	0	0	0
			Purchasing Prostitution	0	0	0	0
			Weapon Law Violations	8	8	4	0
			Total Group A Offenses	335	72	68	0

Crime in Tennessee 2022

(*) Offenses are counted using the FBI Units of Count for Crime

(**) The 'Arrests' column shows arrests made for incidents during the selected period, regardless of arrest date. Arrest counts for the same period may change over time.

Henderson County Sheriff's Office - NIBRS Agency Crime Overview - 2022

2022 Population Estimate		N/A	Offenses (*)		Arrests (**)		
			Reported	Cleared	Adult	Juvenile	
Offense Overview			Group A Offenses				
			Crimes Against Persons				
Offense Total	529		Murder	0	0	0	0
Number Cleared	172		Negligent Manslaughter	0	0	0	0
Percent Cleared	32.51%		Negligent Vehicular Manslaughter	0	0	0	0
Group A Crimes per 100,000 population	N/A		Kidnapping/Abduction	6	1	1	0
			Forcible Rape	10	4	4	0
			Forcible Sodomy	1	0	0	0
			Sexual Assault W/Object	0	0	0	0
			Forcible Fondling	9	5	3	0
Arrest Overview			Incest	0	0	0	0
Total Arrests	199		Statutory Rape	0	0	0	0
Adult Arrests	194		Aggravated Assault	40	27	19	1
Juvenile Arrests	5		Simple Assault	124	52	48	1
Unknown Age	0		Intimidation	30	4	1	1
Arrests per 100,000 population	N/A		Stalking	10	4	4	0
			Commercial Sex Acts	0	0	0	0
Average number offenses/incident	1.23		Involuntary Servitude	0	0	0	0
			Crimes Against Property				
Domestic Violence Victims			Arson	0	0	0	0
Offense	Reported	Cleared	Bribery	0	0	0	0
Murder	0	0	Burglary	50	3	3	0
Aggravated Assault	24	21	Counterfeiting/Forgery	12	3	2	0
Simple Assault	83	47	Destruction/Damage/Vandalism	48	8	4	0
Intimidation	2	1	Embezzlement	0	0	0	0
Stalking	0	0	Extortion/Blackmail	0	0	0	0
Forcible Rape	1	0	Fraud - False Pretenses	9	3	1	0
Forcible Sodomy	0	0	Fraud - Credit Card/ATM	3	1	1	0
Sexual Assault W/Object	0	0	Fraud - Impersonation	3	2	2	0
Forcible Fondling	0	0	Fraud - Welfare	0	0	0	0
Incest	0	0	Fraud - Wire	1	0	0	0
Statutory Rape	0	0	Fraud - Identity Theft	6	0	0	0
Kidnapping/Abduction	1	1	Fraud - Computer Hacking/Invasion	0	0	0	0
Commercial Sex Acts	0	0	Robbery	0	0	0	0
Involuntary Servitude	0	0	Theft - Pocket-picking	0	0	0	0
Total	111	70	Theft - Purse Snatching	0	0	0	0
			Theft - Shoplifting	3	0	0	0
Group B Arrests			Theft From Building	16	2	1	0
Offense	Adult	Juvenile	Theft From Coin Machine	0	0	0	0
Bad Checks	0	0	Theft From Motor Vehicle	15	2	1	0
Curfew/Vagrancy	0	0	Theft of Motor Vehicle Parts	4	1	2	0
Disorderly Conduct	1	2	Theft - All Other Larceny	58	10	8	0
DUI	3	0	Motor Vehicle Theft	21	6	4	0
Drunkenness	6	0	Stolen Property Offenses	0	0	0	0
Family-Non Violent	5	0	Crimes Against Society				
Liquor Law Violations	0	0	Animal Cruelty	4	0	0	0
Peeping Tom	0	0	Drug/Narcotic Violations	34	22	23	0
Trespass	5	0	Drug/Narcotic Equipment Violations	7	7	2	0
All Other Offenses	40	0	Gambling - Betting/Wagering	0	0	0	0
Total Group B	60	2	Gambling - Operating/Promoting	0	0	0	0
			Gambling - Equipment Violations	0	0	0	0
			Gambling - Sports Tampering	0	0	0	0
			Pornography/Obscene Material	0	0	0	0
			Prostitution	0	0	0	0
			Prostitution Assisting/Promoting	0	0	0	0
			Purchasing Prostitution	0	0	0	0
			Weapon Law Violations	5	5	0	0
			Total Group A Offenses	529	172	134	3

Crime in Tennessee 2022

(*) Offenses are counted using the FBI Units of Count for Crime

(**) The 'Arrests' column shows arrests made for incidents during the selected period, regardless of arrest date. Arrest counts for the same period may change over time.

Henry County Sheriff's Office - NIBRS Agency Crime Overview - 2022

2022 Population Estimate		N/A	Offenses (*)		Arrests (**)		
			Reported	Cleared	Adult	Juvenile	
Offense Overview			Group A Offenses				
			Crimes Against Persons				
Offense Total	598		Murder	0	0	0	0
Number Cleared	311		Negligent Manslaughter	0	0	0	0
Percent Cleared	52.01%		Negligent Vehicular Manslaughter	0	0	0	0
Group A Crimes per 100,000 population	N/A		Kidnapping/Abduction	2	1	1	0
			Forcible Rape	1	0	0	0
			Forcible Sodomy	0	0	0	0
			Sexual Assault W/Object	0	0	0	0
			Forcible Fondling	6	2	2	0
Arrest Overview			Incest	0	0	0	0
Total Arrests	630		Statutory Rape	0	0	0	0
Adult Arrests	601		Aggravated Assault	30	20	16	1
Juvenile Arrests	29		Simple Assault	99	91	73	9
Unknown Age	0		Intimidation	34	14	7	4
Arrests per 100,000 population	N/A		Stalking	1	1	1	0
			Commercial Sex Acts	0	0	0	0
Average number offenses/incident	1.14		Involuntary Servitude	0	0	0	0
			Crimes Against Property				
Domestic Violence Victims			Arson	0	0	0	0
Offense	Reported	Cleared	Bribery	0	0	0	0
Murder	0	0	Burglary	55	11	12	0
Aggravated Assault	19	17	Counterfeiting/Forgery	3	0	0	0
Simple Assault	73	70	Destruction/Damage/Vandalism	57	10	5	5
Intimidation	10	6	Embezzlement	0	0	0	0
Stalking	0	0	Extortion/Blackmail	1	1	0	1
Forcible Rape	0	0	Fraud - False Pretenses	8	2	2	0
Forcible Sodomy	0	0	Fraud - Credit Card/ATM	8	0	0	0
Sexual Assault W/Object	0	0	Fraud - Impersonation	22	0	0	0
Forcible Fondling	2	1	Fraud - Welfare	0	0	0	0
Incest	0	0	Fraud - Wire	2	0	0	0
Statutory Rape	0	0	Fraud - Identity Theft	0	0	0	0
Kidnapping/Abduction	2	1	Fraud - Computer Hacking/Invasion	0	0	0	0
Commercial Sex Acts	0	0	Robbery	0	0	0	0
Involuntary Servitude	0	0	Theft - Pocket-picking	0	0	0	0
Total	106	95	Theft - Purse Snatching	0	0	0	0
			Theft - Shoplifting	0	0	0	0
Group B Arrests			Theft From Building	29	6	6	2
Offense	Adult	Juvenile	Theft From Coin Machine	0	0	0	0
Bad Checks	4	0	Theft From Motor Vehicle	11	1	2	0
Curfew/Vagrancy	0	0	Theft of Motor Vehicle Parts	11	1	1	0
Disorderly Conduct	8	0	Theft - All Other Larceny	48	6	10	0
DUI	12	0	Motor Vehicle Theft	30	11	12	0
Drunkenness	26	0	Stolen Property Offenses	0	0	0	0
Family-Non Violent	0	0	Crimes Against Society				
Liquor Law Violations	1	0	Animal Cruelty	2	2	2	0
Peeping Tom	0	0	Drug/Narcotic Violations	65	64	67	7
Trespass	2	0	Drug/Narcotic Equipment Violations	57	56	20	0
All Other Offenses	302	0	Gambling - Betting/Wagering	0	0	0	0
Total Group B	355	0	Gambling - Operating/Promoting	0	0	0	0
			Gambling - Equipment Violations	0	0	0	0
			Gambling - Sports Tampering	0	0	0	0
			Pornography/Obscene Material	7	2	2	0
			Prostitution	0	0	0	0
			Prostitution Assisting/Promoting	0	0	0	0
			Purchasing Prostitution	0	0	0	0
			Weapon Law Violations	9	9	5	0
			Total Group A Offenses	598	311	246	29

Crime in Tennessee 2022

(*) Offenses are counted using the FBI Units of Count for Crime

(**) The 'Arrests' column shows arrests made for incidents during the selected period, regardless of arrest date. Arrest counts for the same period may change over time.

Hickman County Sheriff's Office - NIBRS Agency Crime Overview - 2022

2022 Population Estimate		N/A	Offenses (*)		Arrests (**)		
			Reported	Cleared	Adult	Juvenile	
Offense Overview			Group A Offenses				
			Crimes Against Persons				
Offense Total	1,035		Murder	0	0	0	0
Number Cleared	411		Negligent Manslaughter	0	0	0	0
Percent Cleared	39.71%		Negligent Vehicular Manslaughter	0	0	0	0
Group A Crimes per 100,000 population	N/A		Kidnapping/Abduction	4	4	2	0
			Forcible Rape	10	3	2	0
			Forcible Sodomy	2	0	0	0
			Sexual Assault W/Object	0	0	0	0
			Forcible Fondling	10	2	0	2
			Incest	1	0	0	0
			Statutory Rape	3	1	0	0
			Aggravated Assault	81	55	34	0
			Simple Assault	159	96	50	1
			Intimidation	90	36	14	0
			Stalking	12	10	5	0
			Commercial Sex Acts	0	0	0	0
			Involuntary Servitude	0	0	0	0
			Crimes Against Property				
			Arson	1	1	0	1
			Bribery	0	0	0	0
			Burglary	73	15	12	0
			Counterfeiting/Forgery	4	0	0	0
			Destruction/Damage/Vandalism	105	32	15	0
			Embezzlement	1	0	0	0
			Extortion/Blackmail	1	0	0	0
			Fraud - False Pretenses	11	0	0	0
			Fraud - Credit Card/ATM	13	2	0	1
			Fraud - Impersonation	11	3	2	0
			Fraud - Welfare	0	0	0	0
			Fraud - Wire	1	0	0	0
			Fraud - Identity Theft	3	0	0	0
			Fraud - Computer Hacking/Invasion	1	0	0	0
			Robbery	2	1	0	0
			Theft - Pocket-picking	0	0	0	0
			Theft - Purse Snatching	2	1	0	0
			Theft - Shoplifting	10	2	0	0
			Theft From Building	35	2	2	0
			Theft From Coin Machine	0	0	0	0
			Theft From Motor Vehicle	33	5	1	0
			Theft of Motor Vehicle Parts	24	0	0	0
			Theft - All Other Larceny	114	11	5	0
			Motor Vehicle Theft	96	31	22	1
			Stolen Property Offenses	1	1	1	0
			Crimes Against Society				
			Animal Cruelty	2	0	0	0
			Drug/Narcotic Violations	63	52	46	1
			Drug/Narcotic Equipment Violations	40	35	8	1
			Gambling - Betting/Wagering	0	0	0	0
			Gambling - Operating/Promoting	0	0	0	0
			Gambling - Equipment Violations	0	0	0	0
			Gambling - Sports Tampering	0	0	0	0
			Pornography/Obscene Material	4	1	0	0
			Prostitution	0	0	0	0
			Prostitution Assisting/Promoting	1	1	1	0
			Purchasing Prostitution	0	0	0	0
			Weapon Law Violations	11	8	5	0
			Total Group A Offenses	1,035	411	227	8
Domestic Violence Victims							
Offense	Reported	Cleared					
Murder	0	0					
Aggravated Assault	40	33					
Simple Assault	99	70					
Intimidation	61	28					
Stalking	12	10					
Forcible Rape	4	2					
Forcible Sodomy	2	0					
Sexual Assault W/Object	0	0					
Forcible Fondling	7	2					
Incest	1	0					
Statutory Rape	0	0					
Kidnapping/Abduction	3	3					
Commercial Sex Acts	0	0					
Involuntary Servitude	0	0					
Total	229	148					
Group B Arrests							
Offense	Adult	Juvenile					
Bad Checks	2	0					
Curfew/Vagrancy	0	0					
Disorderly Conduct	4	0					
DUI	19	0					
Drunkenness	8	0					
Family-Non Violent	22	0					
Liquor Law Violations	0	0					
Peeping Tom	0	0					
Trespass	7	1					
All Other Offenses	456	0					
Total Group B	518	1					

Crime in Tennessee 2022

(*) Offenses are counted using the FBI Units of Count for Crime

(**) The 'Arrests' column shows arrests made for incidents during the selected period, regardless of arrest date. Arrest counts for the same period may change over time.

Houston County Sheriff's Office - NIBRS Agency Crime Overview - 2022

2022 Population Estimate		N/A	Offenses (*)		Arrests (**)		
			Reported	Cleared	Adult	Juvenile	
Offense Overview			Group A Offenses				
			Crimes Against Persons				
Offense Total	180		Murder	0	0	0	0
Number Cleared	91		Negligent Manslaughter	0	0	0	0
Percent Cleared	50.56%		Negligent Vehicular Manslaughter	0	0	0	0
Group A Crimes per 100,000 population	N/A		Kidnapping/Abduction	0	0	0	0
			Forcible Rape	0	0	0	0
			Forcible Sodomy	0	0	0	0
			Sexual Assault W/Object	0	0	0	0
			Forcible Fondling	0	0	0	0
Arrest Overview			Incest	0	0	0	0
Total Arrests	245		Statutory Rape	1	1	1	0
Adult Arrests	245		Aggravated Assault	16	16	9	0
Juvenile Arrests	0		Simple Assault	37	29	30	0
Unknown Age	0		Intimidation	5	3	3	0
Arrests per 100,000 population	N/A		Stalking	0	0	0	0
			Commercial Sex Acts	0	0	0	0
Average number offenses/incident	1.29		Involuntary Servitude	0	0	0	0
			Crimes Against Property				
Domestic Violence Victims			Arson	0	0	0	0
Offense	Reported	Cleared	Bribery	0	0	0	0
Murder	0	0	Burglary	34	4	4	0
Aggravated Assault	8	8	Counterfeiting/Forgery	0	0	0	0
Simple Assault	32	27	Destruction/Damage/Vandalism	30	5	2	0
Intimidation	4	3	Embezzlement	0	0	0	0
Stalking	0	0	Extortion/Blackmail	1	0	0	0
Forcible Rape	0	0	Fraud - False Pretenses	0	0	0	0
Forcible Sodomy	0	0	Fraud - Credit Card/ATM	1	0	0	0
Sexual Assault W/Object	0	0	Fraud - Impersonation	1	0	0	0
Forcible Fondling	0	0	Fraud - Welfare	0	0	0	0
Incest	0	0	Fraud - Wire	1	0	0	0
Statutory Rape	1	1	Fraud - Identity Theft	0	0	0	0
Kidnapping/Abduction	0	0	Fraud - Computer Hacking/Invasion	0	0	0	0
Commercial Sex Acts	0	0	Robbery	0	0	0	0
Involuntary Servitude	0	0	Theft - Pocket-picking	0	0	0	0
Total	45	39	Theft - Purse Snatching	0	0	0	0
			Theft - Shoplifting	0	0	0	0
Group B Arrests			Theft From Building	5	0	0	0
Offense	Adult	Juvenile	Theft From Coin Machine	0	0	0	0
Bad Checks	0	0	Theft From Motor Vehicle	2	0	0	0
Curfew/Vagrancy	0	0	Theft of Motor Vehicle Parts	1	0	0	0
Disorderly Conduct	2	0	Theft - All Other Larceny	5	1	1	0
DUI	5	0	Motor Vehicle Theft	8	2	2	0
Drunkenness	2	0	Stolen Property Offenses	0	0	0	0
Family-Non Violent	1	0	Crimes Against Society				
Liquor Law Violations	1	0	Animal Cruelty	0	0	0	0
Peeping Tom	0	0	Drug/Narcotic Violations	17	16	22	0
Trespass	3	0	Drug/Narcotic Equipment Violations	13	12	2	0
All Other Offenses	154	0	Gambling - Betting/Wagering	0	0	0	0
Total Group B	168	0	Gambling - Operating/Promoting	0	0	0	0
			Gambling - Equipment Violations	0	0	0	0
			Gambling - Sports Tampering	0	0	0	0
			Pornography/Obscene Material	0	0	0	0
			Prostitution	0	0	0	0
			Prostitution Assisting/Promoting	0	0	0	0
			Purchasing Prostitution	0	0	0	0
			Weapon Law Violations	2	2	1	0
			Total Group A Offenses	180	91	77	0

Crime in Tennessee 2022

(*) Offenses are counted using the FBI Units of Count for Crime

(**) The 'Arrests' column shows arrests made for incidents during the selected period, regardless of arrest date. Arrest counts for the same period may change over time.

Humphreys County Sheriff's Office - NIBRS Agency Crime Overview - 2022

2022 Population Estimate		N/A	Offenses (*)		Arrests (**)		
			Reported	Cleared	Adult	Juvenile	
Offense Overview			Group A Offenses				
			Crimes Against Persons				
Offense Total	653		Murder	1	1	1	0
Number Cleared	387		Negligent Manslaughter	0	0	0	0
Percent Cleared	59.26%		Negligent Vehicular Manslaughter	0	0	0	0
Group A Crimes per 100,000 population	N/A		Kidnapping/Abduction	2	2	0	0
			Forcible Rape	7	2	1	0
			Forcible Sodomy	1	1	0	0
			Sexual Assault W/Object	0	0	0	0
			Forcible Fondling	5	0	0	0
Arrest Overview			Incest	0	0	0	0
Total Arrests	425		Statutory Rape	1	1	1	0
Adult Arrests	411		Aggravated Assault	60	58	38	4
Juvenile Arrests	14		Simple Assault	83	75	46	8
Unknown Age	0		Intimidation	14	3	2	0
Arrests per 100,000 population	N/A		Stalking	1	1	1	0
			Commercial Sex Acts	0	0	0	0
Average number offenses/incident	1.32		Involuntary Servitude	0	0	0	0
			Crimes Against Property				
Domestic Violence Victims			Arson	4	3	2	0
Offense	Reported	Cleared	Bribery	0	0	0	0
Murder	0	0	Burglary	38	8	8	0
Aggravated Assault	27	27	Counterfeiting/Forgery	2	1	1	0
Simple Assault	16	14	Destruction/Damage/Vandalism	51	13	7	0
Intimidation	1	0	Embezzlement	1	0	0	0
Stalking	0	0	Extortion/Blackmail	0	0	0	0
Forcible Rape	0	0	Fraud - False Pretenses	40	1	1	0
Forcible Sodomy	0	0	Fraud - Credit Card/ATM	3	0	0	0
Sexual Assault W/Object	0	0	Fraud - Impersonation	2	1	1	0
Forcible Fondling	0	0	Fraud - Welfare	0	0	0	0
Incest	0	0	Fraud - Wire	0	0	0	0
Statutory Rape	0	0	Fraud - Identity Theft	2	0	0	0
Kidnapping/Abduction	0	0	Fraud - Computer Hacking/Invasion	0	0	0	0
Commercial Sex Acts	0	0	Robbery	1	0	0	0
Involuntary Servitude	0	0	Theft - Pocket-picking	0	0	0	0
Total	44	41	Theft - Purse Snatching	0	0	0	0
			Theft - Shoplifting	1	0	0	0
Group B Arrests			Theft From Building	13	3	1	0
Offense	Adult	Juvenile	Theft From Coin Machine	0	0	0	0
Bad Checks	0	0	Theft From Motor Vehicle	17	2	2	0
Curfew/Vagrancy	0	0	Theft of Motor Vehicle Parts	3	0	0	0
Disorderly Conduct	2	1	Theft - All Other Larceny	20	4	2	0
DUI	27	0	Motor Vehicle Theft	26	6	3	0
Drunkenness	9	0	Stolen Property Offenses	0	0	0	0
Family-Non Violent	5	0	Crimes Against Society				
Liquor Law Violations	9	0	Animal Cruelty	0	0	0	0
Peeping Tom	0	0	Drug/Narcotic Violations	132	108	111	0
Trespass	5	0	Drug/Narcotic Equipment Violations	108	81	34	0
All Other Offenses	88	1	Gambling - Betting/Wagering	0	0	0	0
Total Group B	145	2	Gambling - Operating/Promoting	0	0	0	0
			Gambling - Equipment Violations	0	0	0	0
			Gambling - Sports Tampering	0	0	0	0
			Pornography/Obscene Material	3	1	0	0
			Prostitution	0	0	0	0
			Prostitution Assisting/Promoting	0	0	0	0
			Purchasing Prostitution	0	0	0	0
			Weapon Law Violations	11	11	3	0
			Total Group A Offenses	653	387	266	12

Crime in Tennessee 2022

(*) Offenses are counted using the FBI Units of Count for Crime

(**) The 'Arrests' column shows arrests made for incidents during the selected period, regardless of arrest date. Arrest counts for the same period may change over time.

Jackson County Sheriff's Office - NIBRS Agency Crime Overview - 2022

2022 Population Estimate		N/A	Offenses (*)		Arrests (**)		
			Reported	Cleared	Adult	Juvenile	
Offense Overview			Group A Offenses				
Crimes Against Persons							
Offense Total	235		Murder	5	5	1	0
Number Cleared	189		Negligent Manslaughter	0	0	0	0
Percent Cleared	80.43%		Negligent Vehicular Manslaughter	0	0	0	0
Group A Crimes per 100,000 population	N/A		Kidnapping/Abduction	1	1	0	0
			Forcible Rape	2	0	0	0
			Forcible Sodomy	0	0	0	0
			Sexual Assault W/Object	0	0	0	0
			Forcible Fondling	2	1	1	0
Arrest Overview			Incest	0	0	0	0
Total Arrests	416		Statutory Rape	0	0	0	0
Adult Arrests	414		Aggravated Assault	13	12	10	0
Juvenile Arrests	2		Simple Assault	30	28	23	1
Unknown Age	0		Intimidation	3	3	1	0
Arrests per 100,000 population	N/A		Stalking	0	0	0	0
			Commercial Sex Acts	0	0	0	0
Average number offenses/incident	1.48		Involuntary Servitude	0	0	0	0
			Crimes Against Property				
Domestic Violence Victims							
Offense	Reported	Cleared	Arson	0	0	0	0
Murder	0	0	Bribery	0	0	0	0
Aggravated Assault	5	5	Burglary	4	3	4	0
Simple Assault	20	20	Counterfeiting/Forgery	2	1	1	0
Intimidation	1	1	Destruction/Damage/Vandalism	6	5	4	0
Stalking	0	0	Embezzlement	0	0	0	0
Forcible Rape	1	0	Extortion/Blackmail	0	0	0	0
Forcible Sodomy	0	0	Fraud - False Pretenses	0	0	0	0
Sexual Assault W/Object	0	0	Fraud - Credit Card/ATM	0	0	0	0
Forcible Fondling	0	0	Fraud - Impersonation	6	6	5	0
Incest	0	0	Fraud - Welfare	0	0	0	0
Statutory Rape	0	0	Fraud - Wire	0	0	0	0
Kidnapping/Abduction	1	1	Fraud - Identity Theft	1	1	0	0
Commercial Sex Acts	0	0	Fraud - Computer Hacking/Invasion	0	0	0	0
Involuntary Servitude	0	0	Robbery	0	0	0	0
Total	28	27	Theft - Pocket-picking	0	0	0	0
			Theft - Purse Snatching	0	0	0	0
			Theft - Shoplifting	2	2	2	0
			Theft From Building	9	1	2	0
			Theft From Coin Machine	0	0	0	0
			Theft From Motor Vehicle	3	0	0	0
			Theft of Motor Vehicle Parts	6	1	1	0
			Theft - All Other Larceny	19	6	6	0
			Motor Vehicle Theft	9	5	4	0
			Stolen Property Offenses	0	0	0	0
			Crimes Against Society				
			Animal Cruelty	0	0	0	0
			Drug/Narcotic Violations	55	54	56	1
			Drug/Narcotic Equipment Violations	46	44	9	0
			Gambling - Betting/Wagering	0	0	0	0
			Gambling - Operating/Promoting	0	0	0	0
			Gambling - Equipment Violations	0	0	0	0
			Gambling - Sports Tampering	0	0	0	0
			Pornography/Obscene Material	0	0	0	0
			Prostitution	0	0	0	0
			Prostitution Assisting/Promoting	0	0	0	0
			Purchasing Prostitution	0	0	0	0
			Weapon Law Violations	11	10	1	0
			Total Group A Offenses	235	189	131	2
Group B Arrests							
Offense	Adult	Juvenile					
Bad Checks	0	0					
Curfew/Vagrancy	0	0					
Disorderly Conduct	1	0					
DUI	16	0					
Drunkenness	12	0					
Family-Non Violent	4	0					
Liquor Law Violations	0	0					
Peeping Tom	0	0					
Trespass	3	0					
All Other Offenses	247	0					
Total Group B	283	0					

Crime in Tennessee 2022

(*) Offenses are counted using the FBI Units of Count for Crime

(**) The 'Arrests' column shows arrests made for incidents during the selected period, regardless of arrest date. Arrest counts for the same period may change over time.

Jefferson County Sheriff's Office - NIBRS Agency Crime Overview - 2022

2022 Population Estimate		N/A	Offenses (*)		Arrests (**)		
			Reported	Cleared	Adult	Juvenile	
Offense Overview			Group A Offenses				
			Crimes Against Persons				
Offense Total	1,073		Murder	0	0	0	0
Number Cleared	547		Negligent Manslaughter	0	0	0	0
Percent Cleared	50.98%		Negligent Vehicular Manslaughter	0	0	0	0
Group A Crimes per 100,000 population	N/A		Kidnapping/Abduction	4	2	1	0
			Forcible Rape	7	1	1	0
			Forcible Sodomy	1	0	0	0
			Sexual Assault W/Object	1	0	1	0
			Forcible Fondling	6	1	0	0
Arrest Overview			Incest	0	0	0	0
Total Arrests	1,597		Statutory Rape	2	1	0	0
Adult Arrests	1,506		Aggravated Assault	80	69	50	1
Juvenile Arrests	90		Simple Assault	169	119	78	12
Unknown Age	1		Intimidation	24	3	1	0
Arrests per 100,000 population	N/A		Stalking	2	1	1	0
			Commercial Sex Acts	0	0	0	0
Average number offenses/incident	1.23		Involuntary Servitude	0	0	0	0
			Crimes Against Property				
Domestic Violence Victims			Arson	5	2	2	0
Offense	Reported	Cleared	Bribery	1	1	1	0
Murder	0	0	Burglary	64	20	17	1
Aggravated Assault	44	42	Counterfeiting/Forgery	7	0	0	0
Simple Assault	97	79	Destruction/Damage/Vandalism	84	21	7	1
Intimidation	0	0	Embezzlement	0	0	0	0
Stalking	0	0	Extortion/Blackmail	1	0	0	0
Forcible Rape	1	0	Fraud - False Pretenses	9	0	0	0
Forcible Sodomy	0	0	Fraud - Credit Card/ATM	4	0	0	0
Sexual Assault W/Object	0	0	Fraud - Impersonation	17	6	4	0
Forcible Fondling	0	0	Fraud - Welfare	3	0	0	0
Incest	0	0	Fraud - Wire	8	0	0	0
Statutory Rape	0	0	Fraud - Identity Theft	8	0	0	0
Kidnapping/Abduction	3	2	Fraud - Computer Hacking/Invasion	2	0	0	0
Commercial Sex Acts	0	0	Robbery	3	2	2	0
Involuntary Servitude	0	0	Theft - Pocket-picking	0	0	0	0
Total	145	123	Theft - Purse Snatching	0	0	0	0
			Theft - Shoplifting	12	4	3	0
			Theft From Building	24	5	1	1
Group B Arrests			Theft From Coin Machine	0	0	0	0
Offense	Adult	Juvenile	Theft From Motor Vehicle	32	5	0	2
Bad Checks	1	0	Theft of Motor Vehicle Parts	19	2	2	0
Curfew/Vagrancy	0	0	Theft - All Other Larceny	149	28	20	1
Disorderly Conduct	9	0	Motor Vehicle Theft	66	18	8	6
DUI	69	0	Stolen Property Offenses	5	3	1	1
Drunkenness	12	0	Crimes Against Society				
Family-Non Violent	3	0	Animal Cruelty	4	3	2	0
Liquor Law Violations	0	0	Drug/Narcotic Violations	166	151	116	27
Peeping Tom	0	0	Drug/Narcotic Equipment Violations	67	62	13	1
Trespass	1	0	Gambling - Betting/Wagering	0	0	0	0
All Other Offenses	1,073	34	Gambling - Operating/Promoting	0	0	0	0
Total Group B	1,168	34	Gambling - Equipment Violations	0	0	0	0
			Gambling - Sports Tampering	0	0	0	0
			Pornography/Obscene Material	0	0	0	0
			Prostitution	0	0	0	0
			Prostitution Assisting/Promoting	0	0	0	0
			Purchasing Prostitution	0	0	0	0
			Weapon Law Violations	17	17	6	2
			Total Group A Offenses	1,073	547	338	56

Crime in Tennessee 2022

(*) Offenses are counted using the FBI Units of Count for Crime

(**) The 'Arrests' column shows arrests made for incidents during the selected period, regardless of arrest date. Arrest counts for the same period may change over time.

Johnson County Sheriff's Office - NIBRS Agency Crime Overview - 2022

2022 Population Estimate		N/A	Offenses (*)		Arrests (**)		
			Reported	Cleared	Adult	Juvenile	
Offense Overview			Group A Offenses				
			Crimes Against Persons				
Offense Total	420		Murder	0	0	0	0
Number Cleared	192		Negligent Manslaughter	0	0	0	0
Percent Cleared	45.71%		Negligent Vehicular Manslaughter	0	0	0	0
Group A Crimes per 100,000 population	N/A		Kidnapping/Abduction	3	1	1	0
			Forcible Rape	7	2	0	0
			Forcible Sodomy	1	1	0	0
			Sexual Assault W/Object	0	0	0	0
			Forcible Fondling	5	0	0	0
Arrest Overview			Incest	0	0	0	0
Total Arrests	431		Statutory Rape	0	0	0	0
Adult Arrests	429		Aggravated Assault	32	22	16	0
Juvenile Arrests	2		Simple Assault	54	39	33	1
Unknown Age	0		Intimidation	34	11	5	0
Arrests per 100,000 population	N/A		Stalking	1	0	0	0
			Commercial Sex Acts	1	1	1	0
Average number offenses/incident	1.23		Involuntary Servitude	0	0	0	0
			Crimes Against Property				
Domestic Violence Victims			Arson	0	0	0	0
Offense	Reported	Cleared	Bribery	0	0	0	0
Murder	0	0	Burglary	26	7	10	0
Aggravated Assault	7	5	Counterfeiting/Forgery	2	2	2	0
Simple Assault	22	18	Destruction/Damage/Vandalism	49	14	4	0
Intimidation	7	5	Embezzlement	0	0	0	0
Stalking	0	0	Extortion/Blackmail	1	0	0	0
Forcible Rape	0	0	Fraud - False Pretenses	6	1	0	0
Forcible Sodomy	0	0	Fraud - Credit Card/ATM	3	0	0	0
Sexual Assault W/Object	0	0	Fraud - Impersonation	7	3	2	0
Forcible Fondling	0	0	Fraud - Welfare	0	0	0	0
Incest	0	0	Fraud - Wire	3	0	0	0
Statutory Rape	0	0	Fraud - Identity Theft	0	0	0	0
Kidnapping/Abduction	1	0	Fraud - Computer Hacking/Invasion	0	0	0	0
Commercial Sex Acts	0	0	Robbery	0	0	0	0
Involuntary Servitude	0	0	Theft - Pocket-picking	0	0	0	0
Total	37	28	Theft - Purse Snatching	0	0	0	0
			Theft - Shoplifting	7	4	4	0
Group B Arrests			Theft From Building	5	2	1	0
Offense	Adult	Juvenile	Theft From Coin Machine	0	0	0	0
Bad Checks	0	0	Theft From Motor Vehicle	5	0	0	0
Curfew/Vagrancy	0	0	Theft of Motor Vehicle Parts	6	1	2	0
Disorderly Conduct	4	0	Theft - All Other Larceny	45	8	7	0
DUI	20	0	Motor Vehicle Theft	34	9	6	0
Drunkenness	7	0	Stolen Property Offenses	2	1	1	0
Family-Non Violent	6	0	Crimes Against Society				
Liquor Law Violations	2	0	Animal Cruelty	2	0	0	0
Peeping Tom	0	0	Drug/Narcotic Violations	42	35	31	1
Trespass	6	0	Drug/Narcotic Equipment Violations	23	21	8	0
All Other Offenses	248	0	Gambling - Betting/Wagering	0	0	0	0
Total Group B	293	0	Gambling - Operating/Promoting	0	0	0	0
			Gambling - Equipment Violations	0	0	0	0
			Gambling - Sports Tampering	0	0	0	0
			Pornography/Obscene Material	4	0	0	0
			Prostitution	0	0	0	0
			Prostitution Assisting/Promoting	0	0	0	0
			Purchasing Prostitution	0	0	0	0
			Weapon Law Violations	10	7	2	0
			Total Group A Offenses	420	192	136	2

Crime in Tennessee 2022

(*) Offenses are counted using the FBI Units of Count for Crime

(**) The 'Arrests' column shows arrests made for incidents during the selected period, regardless of arrest date. Arrest counts for the same period may change over time.

Knox County Sheriff's Office - NIBRS Agency Crime Overview - 2022

2022 Population Estimate		N/A	Offenses (*)		Arrests (**)	
Offense Overview			Reported	Cleared	Adult	Juvenile
Group A Offenses						
Crimes Against Persons						
Offense Total	9,704	Murder	5	4	3	1
Number Cleared	4,621	Negligent Manslaughter	0	0	0	0
Percent Cleared	47.62%	Negligent Vehicular Manslaughter	0	0	0	0
Group A Crimes per 100,000 population	N/A	Kidnapping/Abduction	23	20	2	0
		Forcible Rape	45	11	6	0
		Forcible Sodomy	14	1	0	0
		Sexual Assault W/Object	8	1	1	0
		Forcible Fondling	104	24	4	3
Arrest Overview		Incest	0	0	0	0
Total Arrests	6,532	Statutory Rape	5	1	1	0
Adult Arrests	6,191	Aggravated Assault	545	331	201	35
Juvenile Arrests	341	Simple Assault	1,660	1,061	571	132
Unknown Age	0	Intimidation	698	251	30	31
Arrests per 100,000 population	N/A	Stalking	50	24	6	0
		Commercial Sex Acts	0	0	0	0
Average number offenses/incident	1.26	Involuntary Servitude	0	0	0	0
		Crimes Against Property				
Domestic Violence Victims		Arson	13	5	2	1
Offense	Reported	Cleared	Bribery	0	0	0
Murder	3	3	Burglary	333	57	41
Aggravated Assault	228	174	Counterfeiting/Forgery	79	16	15
Simple Assault	1,159	851	Destruction/Damage/Vandalism	657	141	47
Intimidation	185	87	Embezzlement	23	5	4
Stalking	29	16	Extortion/Blackmail	44	0	0
Forcible Rape	19	8	Fraud - False Pretenses	299	40	16
Forcible Sodomy	7	1	Fraud - Credit Card/ATM	77	9	3
Sexual Assault W/Object	4	0	Fraud - Impersonation	156	36	17
Forcible Fondling	34	7	Fraud - Welfare	1	1	1
Incest	0	0	Fraud - Wire	72	2	1
Statutory Rape	2	0	Fraud - Identity Theft	0	0	0
Kidnapping/Abduction	21	19	Fraud - Computer Hacking/Invasion	8	1	0
Commercial Sex Acts	0	0	Robbery	18	4	2
Involuntary Servitude	0	0	Theft - Pocket-picking	1	0	0
Total	1,691	1,166	Theft - Purse Snatching	0	0	0
			Theft - Shoplifting	181	67	72
			Theft From Building	202	34	7
Group B Arrests			Theft From Coin Machine	4	0	0
Offense	Adult	Juvenile	Theft From Motor Vehicle	530	31	9
Bad Checks	1	0	Theft of Motor Vehicle Parts	277	27	15
Curfew/Vagrancy	1	0	Theft - All Other Larceny	845	76	41
Disorderly Conduct	36	0	Motor Vehicle Theft	394	111	59
DUI	320	0	Stolen Property Offenses	130	129	116
Drunkenness	169	0	Crimes Against Society			
Family-Non Violent	0	0	Animal Cruelty	18	7	5
Liquor Law Violations	29	0	Drug/Narcotic Violations	1,028	999	1,154
Peeping Tom	0	0	Drug/Narcotic Equipment Violations	942	915	117
Trespass	63	0	Gambling - Betting/Wagering	0	0	0
All Other Offenses	2,974	0	Gambling - Operating/Promoting	0	0	0
Total Group B	3,593	0	Gambling - Equipment Violations	0	0	0
			Gambling - Sports Tampering	0	0	0
			Pornography/Obscene Material	38	9	3
			Prostitution	1	1	0
			Prostitution Assisting/Promoting	0	0	0
			Purchasing Prostitution	0	0	0
			Weapon Law Violations	176	169	26
			Total Group A Offenses	9,704	4,621	2,598
						341

Crime in Tennessee 2022

(*) Offenses are counted using the FBI Units of Count for Crime

(**) The 'Arrests' column shows arrests made for incidents during the selected period, regardless of arrest date. Arrest counts for the same period may change over time.

Lake County Sheriff's Office - NIBRS Agency Crime Overview - 2022

2022 Population Estimate		N/A	Offenses (*)		Arrests (**)		
			Reported	Cleared	Adult	Juvenile	
Offense Overview			Group A Offenses				
			Crimes Against Persons				
Offense Total	78		Murder	0	0	0	0
Number Cleared	47		Negligent Manslaughter	0	0	0	0
Percent Cleared	60.26%		Negligent Vehicular Manslaughter	0	0	0	0
Group A Crimes per 100,000 population	N/A		Kidnapping/Abduction	0	0	0	0
			Forcible Rape	0	0	0	0
			Forcible Sodomy	0	0	0	0
			Sexual Assault W/Object	0	0	0	0
			Forcible Fondling	0	0	0	0
Arrest Overview			Incest	0	0	0	0
Total Arrests	75		Statutory Rape	0	0	0	0
Adult Arrests	74		Aggravated Assault	4	1	2	0
Juvenile Arrests	1		Simple Assault	13	12	12	0
Unknown Age	0		Intimidation	0	0	0	0
Arrests per 100,000 population	N/A		Stalking	0	0	0	0
			Commercial Sex Acts	0	0	0	0
Average number offenses/incident	1.03		Involuntary Servitude	0	0	0	0
			Crimes Against Property				
Domestic Violence Victims			Arson	0	0	0	0
Offense	Reported	Cleared	Bribery	0	0	0	0
Murder	0	0	Burglary	6	4	5	0
Aggravated Assault	1	1	Counterfeiting/Forgery	0	0	0	0
Simple Assault	11	11	Destruction/Damage/Vandalism	9	4	4	0
Intimidation	0	0	Embezzlement	0	0	0	0
Stalking	0	0	Extortion/Blackmail	0	0	0	0
Forcible Rape	0	0	Fraud - False Pretenses	1	0	0	0
Forcible Sodomy	0	0	Fraud - Credit Card/ATM	1	0	0	0
Sexual Assault W/Object	0	0	Fraud - Impersonation	0	0	0	0
Forcible Fondling	0	0	Fraud - Welfare	0	0	0	0
Incest	0	0	Fraud - Wire	0	0	0	0
Statutory Rape	0	0	Fraud - Identity Theft	0	0	0	0
Kidnapping/Abduction	0	0	Fraud - Computer Hacking/Invasion	0	0	0	0
Commercial Sex Acts	0	0	Robbery	0	0	0	0
Involuntary Servitude	0	0	Theft - Pocket-picking	0	0	0	0
Total	12	12	Theft - Purse Snatching	0	0	0	0
			Theft - Shoplifting	0	0	0	0
Group B Arrests			Theft From Building	0	0	0	0
Offense	Adult	Juvenile	Theft From Coin Machine	0	0	0	0
Bad Checks	0	0	Theft From Motor Vehicle	4	0	0	0
Curfew/Vagrancy	0	0	Theft of Motor Vehicle Parts	0	0	0	0
Disorderly Conduct	2	0	Theft - All Other Larceny	17	5	5	0
DUI	5	0	Motor Vehicle Theft	3	2	2	0
Drunkenness	2	0	Stolen Property Offenses	0	0	0	0
Family-Non Violent	0	0	Crimes Against Society				
Liquor Law Violations	0	0	Animal Cruelty	0	0	0	0
Peeping Tom	0	0	Drug/Narcotic Violations	17	16	21	1
Trespass	2	0	Drug/Narcotic Equipment Violations	3	3	3	0
All Other Offenses	9	0	Gambling - Betting/Wagering	0	0	0	0
Total Group B	20	0	Gambling - Operating/Promoting	0	0	0	0
			Gambling - Equipment Violations	0	0	0	0
			Gambling - Sports Tampering	0	0	0	0
			Pornography/Obscene Material	0	0	0	0
			Prostitution	0	0	0	0
			Prostitution Assisting/Promoting	0	0	0	0
			Purchasing Prostitution	0	0	0	0
			Weapon Law Violations	0	0	0	0
			Total Group A Offenses	78	47	54	1

Crime in Tennessee 2022

(*) Offenses are counted using the FBI Units of Count for Crime

(**) The 'Arrests' column shows arrests made for incidents during the selected period, regardless of arrest date. Arrest counts for the same period may change over time.

Lauderdale County Sheriff's Office - NIBRS Agency Crime Overview - 2022

2022 Population Estimate		N/A	Offenses (*)		Arrests (**)	
Offense Overview			Reported	Cleared	Adult	Juvenile
Offense Total		524	0	0	0	0
Number Cleared		244	0	0	0	0
Percent Cleared		46.56%	0	0	0	0
Group A Crimes per 100,000 population		N/A	0	0	0	0
Arrest Overview			3	0	0	0
Total Arrests		704	3	2	1	0
Adult Arrests		691	0	0	0	0
Juvenile Arrests		13	8	1	1	0
Unknown Age		0	1	1	0	1
Arrests per 100,000 population		N/A	1	1	1	0
Average number offenses/incident		1.26	59	33	21	1
Domestic Violence Victims			72	56	43	2
Offense			21	2	2	0
Murder			2	1	1	0
Aggravated Assault			0	0	0	0
Simple Assault			0	0	0	0
Intimidation			0	0	0	0
Stalking			0	0	0	0
Forcible Rape			0	0	0	0
Forcible Sodomy			0	0	0	0
Sexual Assault W/Object			0	0	0	0
Forcible Fondling			0	0	0	0
Incest			0	0	0	0
Statutory Rape			0	0	0	0
Kidnapping/Abduction			0	0	0	0
Commercial Sex Acts			0	0	0	0
Involuntary Servitude			0	0	0	0
Total		53	43	0	0	0
Group B Arrests			0	0	0	0
Offense			0	0	0	0
Bad Checks			0	0	0	0
Curfew/Vagrancy			0	0	0	0
Disorderly Conduct			3	0	0	0
DUI			24	0	0	0
Drunkenness			1	0	0	0
Family-Non Violent			75	0	0	0
Liquor Law Violations			5	0	0	0
Peeping Tom			0	0	0	0
Trespass			1	0	0	0
All Other Offenses			418	1	0	0
Total Group B		527	1	0	0	0
Crimes Against Property			0	0	0	0
Arson			3	0	0	0
Bribery			0	0	0	0
Burglary			46	7	3	0
Counterfeiting/Forgery			8	5	4	0
Destruction/Damage/Vandalism			47	14	6	1
Embezzlement			0	0	0	0
Extortion/Blackmail			0	0	0	0
Fraud - False Pretenses			4	0	0	0
Fraud - Credit Card/ATM			5	0	0	0
Fraud - Impersonation			2	1	1	0
Fraud - Welfare			0	0	0	0
Fraud - Wire			1	0	0	0
Fraud - Identity Theft			1	0	0	0
Fraud - Computer Hacking/Invasion			0	0	0	0
Robbery			1	1	1	0
Theft - Pocket-picking			0	0	0	0
Theft - Purse Snatching			0	0	0	0
Theft - Shoplifting			0	0	0	0
Theft From Building			26	2	1	1
Theft From Coin Machine			0	0	0	0
Theft From Motor Vehicle			16	0	0	0
Theft of Motor Vehicle Parts			9	2	2	0
Theft - All Other Larceny			35	6	6	0
Motor Vehicle Theft			23	3	2	0
Stolen Property Offenses			0	0	0	0
Crimes Against Society			0	0	0	0
Animal Cruelty			2	1	2	0
Drug/Narcotic Violations			55	46	40	3
Drug/Narcotic Equipment Violations			30	24	5	0
Gambling - Betting/Wagering			0	0	0	0
Gambling - Operating/Promoting			0	0	0	0
Gambling - Equipment Violations			0	0	0	0
Gambling - Sports Tampering			0	0	0	0
Pornography/Obscene Material			14	14	14	0
Prostitution			0	0	0	0
Prostitution Assisting/Promoting			0	0	0	0
Purchasing Prostitution			0	0	0	0
Weapon Law Violations			26	21	7	3
Total Group A Offenses			524	244	164	12

Crime in Tennessee 2022

(*) Offenses are counted using the FBI Units of Count for Crime

(**) The 'Arrests' column shows arrests made for incidents during the selected period, regardless of arrest date. Arrest counts for the same period may change over time.

Lawrence County Sheriff's Office - NIBRS Agency Crime Overview - 2022

2022 Population Estimate		N/A	Offenses (*)		Arrests (**)		
			Reported	Cleared	Adult	Juvenile	
Offense Overview			Group A Offenses				
			Crimes Against Persons				
Offense Total	442		Murder	1	1	1	0
Number Cleared	96		Negligent Manslaughter	0	0	0	0
Percent Cleared	21.72%		Negligent Vehicular Manslaughter	0	0	0	0
Group A Crimes per 100,000 population	N/A		Kidnapping/Abduction	0	0	0	0
			Forcible Rape	3	1	0	0
			Forcible Sodomy	0	0	0	0
			Sexual Assault W/Object	0	0	0	0
			Forcible Fondling	4	2	0	0
Arrest Overview			Incest	0	0	0	0
Total Arrests	846		Statutory Rape	1	0	0	0
Adult Arrests	844		Aggravated Assault	18	7	7	0
Juvenile Arrests	2		Simple Assault	48	22	12	1
Unknown Age	0		Intimidation	34	7	2	0
Arrests per 100,000 population	N/A		Stalking	1	0	0	0
			Commercial Sex Acts	0	0	0	0
Average number offenses/incident	1.19		Involuntary Servitude	0	0	0	0
			Crimes Against Property				
Domestic Violence Victims			Arson	0	0	0	0
Offense	Reported	Cleared	Bribery	0	0	0	0
Murder	1	1	Burglary	54	1	0	0
Aggravated Assault	9	6	Counterfeiting/Forgery	2	0	0	0
Simple Assault	28	19	Destruction/Damage/Vandalism	47	5	2	0
Intimidation	7	6	Embezzlement	0	0	0	0
Stalking	0	0	Extortion/Blackmail	0	0	0	0
Forcible Rape	1	1	Fraud - False Pretenses	22	0	0	0
Forcible Sodomy	0	0	Fraud - Credit Card/ATM	10	0	0	0
Sexual Assault W/Object	0	0	Fraud - Impersonation	1	0	0	0
Forcible Fondling	1	0	Fraud - Welfare	0	0	0	0
Incest	0	0	Fraud - Wire	5	0	0	0
Statutory Rape	0	0	Fraud - Identity Theft	1	0	0	0
Kidnapping/Abduction	0	0	Fraud - Computer Hacking/Invasion	0	0	0	0
Commercial Sex Acts	0	0	Robbery	1	0	0	0
Involuntary Servitude	0	0	Theft - Pocket-picking	0	0	0	0
Total	47	33	Theft - Purse Snatching	0	0	0	0
			Theft - Shoplifting	1	1	1	0
			Theft From Building	17	0	0	0
Group B Arrests			Theft From Coin Machine	0	0	0	0
Offense	Adult	Juvenile	Theft From Motor Vehicle	18	0	0	0
Bad Checks	0	0	Theft of Motor Vehicle Parts	16	2	2	0
Curfew/Vagrancy	0	0	Theft - All Other Larceny	46	3	1	0
Disorderly Conduct	2	1	Motor Vehicle Theft	26	3	3	0
DUI	1	0	Stolen Property Offenses	0	0	0	0
Drunkenness	4	0	Crimes Against Society				
Family-Non Violent	66	0	Animal Cruelty	1	0	0	0
Liquor Law Violations	0	0	Drug/Narcotic Violations	38	21	21	0
Peeping Tom	0	0	Drug/Narcotic Equipment Violations	19	14	2	0
Trespass	1	0	Gambling - Betting/Wagering	0	0	0	0
All Other Offenses	714	0	Gambling - Operating/Promoting	0	0	0	0
Total Group B	788	1	Gambling - Equipment Violations	0	0	0	0
			Gambling - Sports Tampering	0	0	0	0
			Pornography/Obscene Material	0	0	0	0
			Prostitution	0	0	0	0
			Prostitution Assisting/Promoting	0	0	0	0
			Purchasing Prostitution	0	0	0	0
			Weapon Law Violations	7	6	2	0
			Total Group A Offenses	442	96	56	1

Crime in Tennessee 2022

(*) Offenses are counted using the FBI Units of Count for Crime

(**) The 'Arrests' column shows arrests made for incidents during the selected period, regardless of arrest date. Arrest counts for the same period may change over time.

Lewis County Sheriff's Office - NIBRS Agency Crime Overview - 2022

2022 Population Estimate		N/A	Offenses (*)		Arrests (**)		
			Reported	Cleared	Adult	Juvenile	
Offense Overview			Group A Offenses				
			Crimes Against Persons				
Offense Total	193		Murder	0	0	0	0
Number Cleared	84		Negligent Manslaughter	0	0	0	0
Percent Cleared	43.52%		Negligent Vehicular Manslaughter	0	0	0	0
Group A Crimes per 100,000 population	N/A		Kidnapping/Abduction	0	0	0	0
			Forcible Rape	4	1	1	0
			Forcible Sodomy	0	0	0	0
			Sexual Assault W/Object	0	0	0	0
			Forcible Fondling	0	0	0	0
Arrest Overview			Incest	0	0	0	0
Total Arrests	211		Statutory Rape	0	0	0	0
Adult Arrests	211		Aggravated Assault	11	10	8	0
Juvenile Arrests	0		Simple Assault	25	22	22	0
Unknown Age	0		Intimidation	0	0	0	0
Arrests per 100,000 population	N/A		Stalking	1	0	0	0
			Commercial Sex Acts	0	0	0	0
Average number offenses/incident	1.20		Involuntary Servitude	0	0	0	0
			Crimes Against Property				
Domestic Violence Victims			Arson	0	0	0	0
Offense	Reported	Cleared	Bribery	0	0	0	0
Murder	0	0	Burglary	23	2	3	0
Aggravated Assault	6	6	Counterfeiting/Forgery	0	0	0	0
Simple Assault	17	15	Destruction/Damage/Vandalism	15	7	2	0
Intimidation	0	0	Embezzlement	0	0	0	0
Stalking	1	0	Extortion/Blackmail	0	0	0	0
Forcible Rape	1	0	Fraud - False Pretenses	8	1	2	0
Forcible Sodomy	0	0	Fraud - Credit Card/ATM	2	1	1	0
Sexual Assault W/Object	0	0	Fraud - Impersonation	2	1	1	0
Forcible Fondling	0	0	Fraud - Welfare	0	0	0	0
Incest	0	0	Fraud - Wire	1	0	0	0
Statutory Rape	0	0	Fraud - Identity Theft	0	0	0	0
Kidnapping/Abduction	0	0	Fraud - Computer Hacking/Invasion	0	0	0	0
Commercial Sex Acts	0	0	Robbery	0	0	0	0
Involuntary Servitude	0	0	Theft - Pocket-picking	0	0	0	0
Total	25	21	Theft - Purse Snatching	0	0	0	0
			Theft - Shoplifting	1	0	0	0
Group B Arrests			Theft From Building	5	0	0	0
Offense	Adult	Juvenile	Theft From Coin Machine	0	0	0	0
Bad Checks	0	0	Theft From Motor Vehicle	9	2	2	0
Curfew/Vagrancy	1	0	Theft of Motor Vehicle Parts	7	2	3	0
Disorderly Conduct	0	0	Theft - All Other Larceny	17	1	0	0
DUI	10	0	Motor Vehicle Theft	15	2	2	0
Drunkenness	3	0	Stolen Property Offenses	0	0	0	0
Family-Non Violent	7	0	Crimes Against Society				
Liquor Law Violations	0	0	Animal Cruelty	0	0	0	0
Peeping Tom	0	0	Drug/Narcotic Violations	21	13	11	0
Trespass	8	0	Drug/Narcotic Equipment Violations	17	12	1	0
All Other Offenses	118	0	Gambling - Betting/Wagering	0	0	0	0
Total Group B	147	0	Gambling - Operating/Promoting	0	0	0	0
			Gambling - Equipment Violations	0	0	0	0
			Gambling - Sports Tampering	0	0	0	0
			Pornography/Obscene Material	0	0	0	0
			Prostitution	0	0	0	0
			Prostitution Assisting/Promoting	0	0	0	0
			Purchasing Prostitution	0	0	0	0
			Weapon Law Violations	9	7	5	0
			Total Group A Offenses	193	84	64	0

Crime in Tennessee 2022

(*) Offenses are counted using the FBI Units of Count for Crime

(**) The 'Arrests' column shows arrests made for incidents during the selected period, regardless of arrest date. Arrest counts for the same period may change over time.

Lincoln County Sheriff's Office - NIBRS Agency Crime Overview - 2022

2022 Population Estimate		N/A	Offenses (*)		Arrests (**)		
			Reported	Cleared	Adult	Juvenile	
Offense Overview			Group A Offenses				
			Crimes Against Persons				
Offense Total	949		Murder	1	1	1	0
Number Cleared	408		Negligent Manslaughter	0	0	0	0
Percent Cleared	42.99%		Negligent Vehicular Manslaughter	0	0	0	0
Group A Crimes per 100,000 population	N/A		Kidnapping/Abduction	0	0	0	0
			Forcible Rape	2	0	0	0
			Forcible Sodomy	1	0	0	0
			Sexual Assault W/Object	0	0	0	0
			Forcible Fondling	4	2	0	1
Arrest Overview			Incest	0	0	0	0
Total Arrests	1,074		Statutory Rape	0	0	0	0
Adult Arrests	1,041		Aggravated Assault	44	28	24	1
Juvenile Arrests	33		Simple Assault	164	89	70	10
Unknown Age	0		Intimidation	96	21	16	1
Arrests per 100,000 population	N/A		Stalking	2	0	0	0
			Commercial Sex Acts	0	0	0	0
Average number offenses/incident	1.23		Involuntary Servitude	0	0	0	0
			Crimes Against Property				
Domestic Violence Victims			Arson	4	1	1	0
Offense	Reported	Cleared	Bribery	0	0	0	0
Murder	0	0	Burglary	42	6	2	2
Aggravated Assault	17	11	Counterfeiting/Forgery	2	1	2	0
Simple Assault	85	53	Destruction/Damage/Vandalism	65	13	7	0
Intimidation	28	9	Embezzlement	0	0	0	0
Stalking	0	0	Extortion/Blackmail	0	0	0	0
Forcible Rape	0	0	Fraud - False Pretenses	25	10	5	0
Forcible Sodomy	0	0	Fraud - Credit Card/ATM	2	0	0	0
Sexual Assault W/Object	0	0	Fraud - Impersonation	14	1	1	0
Forcible Fondling	0	0	Fraud - Welfare	0	0	0	0
Incest	0	0	Fraud - Wire	0	0	0	0
Statutory Rape	0	0	Fraud - Identity Theft	0	0	0	0
Kidnapping/Abduction	0	0	Fraud - Computer Hacking/Invasion	0	0	0	0
Commercial Sex Acts	0	0	Robbery	3	1	1	0
Involuntary Servitude	0	0	Theft - Pocket-picking	0	0	0	0
Total	130	73	Theft - Purse Snatching	0	0	0	0
			Theft - Shoplifting	3	0	0	0
Group B Arrests			Theft From Building	21	1	0	1
Offense	Adult	Juvenile	Theft From Coin Machine	0	0	0	0
Bad Checks	0	0	Theft From Motor Vehicle	16	1	1	0
Curfew/Vagrancy	0	0	Theft of Motor Vehicle Parts	12	3	0	0
Disorderly Conduct	12	7	Theft - All Other Larceny	76	9	11	0
DUI	8	0	Motor Vehicle Theft	35	8	7	0
Drunkenness	21	4	Stolen Property Offenses	5	5	5	0
Family-Non Violent	3	0	Crimes Against Society				
Liquor Law Violations	0	0	Animal Cruelty	3	3	6	0
Peeping Tom	0	0	Drug/Narcotic Violations	199	123	127	3
Trespass	5	0	Drug/Narcotic Equipment Violations	90	66	4	0
All Other Offenses	698	3	Gambling - Betting/Wagering	0	0	0	0
Total Group B	747	14	Gambling - Operating/Promoting	0	0	0	0
			Gambling - Equipment Violations	0	0	0	0
			Gambling - Sports Tampering	0	0	0	0
			Pornography/Obscene Material	2	1	1	0
			Prostitution	0	0	0	0
			Prostitution Assisting/Promoting	0	0	0	0
			Purchasing Prostitution	0	0	0	0
			Weapon Law Violations	16	14	2	0
			Total Group A Offenses	949	408	294	19

Crime in Tennessee 2022

(*) Offenses are counted using the FBI Units of Count for Crime

(**) The 'Arrests' column shows arrests made for incidents during the selected period, regardless of arrest date. Arrest counts for the same period may change over time.

Loudon County Sheriff's Office - NIBRS Agency Crime Overview - 2022

2022 Population Estimate		N/A	Offenses (*)		Arrests (**)		
			Reported	Cleared	Adult	Juvenile	
Offense Overview			Group A Offenses				
			Crimes Against Persons				
Offense Total	1,040		Murder	1	1	1	0
Number Cleared	500		Negligent Manslaughter	0	0	0	0
Percent Cleared	48.08%		Negligent Vehicular Manslaughter	1	1	1	0
Group A Crimes per 100,000 population	N/A		Kidnapping/Abduction	2	2	2	0
			Forcible Rape	3	0	0	0
			Forcible Sodomy	2	0	0	0
			Sexual Assault W/Object	0	0	0	0
			Forcible Fondling	10	5	3	1
Arrest Overview			Incest	0	0	0	0
Total Arrests	1,430		Statutory Rape	0	0	0	0
Adult Arrests	1,332		Aggravated Assault	55	32	25	1
Juvenile Arrests	98		Simple Assault	171	109	86	21
Unknown Age	0		Intimidation	56	12	8	4
Arrests per 100,000 population	N/A		Stalking	1	1	1	0
			Commercial Sex Acts	0	0	0	0
Average number offenses/incident	1.18		Involuntary Servitude	0	0	0	0
			Crimes Against Property				
Domestic Violence Victims			Arson	1	0	0	0
Offense	Reported	Cleared	Bribery	0	0	0	0
Murder	0	0	Burglary	50	9	14	0
Aggravated Assault	6	6	Counterfeiting/Forgery	15	1	1	0
Simple Assault	47	38	Destruction/Damage/Vandalism	66	18	6	7
Intimidation	4	2	Embezzlement	3	0	0	0
Stalking	0	0	Extortion/Blackmail	1	0	0	0
Forcible Rape	0	0	Fraud - False Pretenses	58	3	4	0
Forcible Sodomy	0	0	Fraud - Credit Card/ATM	14	0	0	0
Sexual Assault W/Object	0	0	Fraud - Impersonation	16	2	1	2
Forcible Fondling	0	0	Fraud - Welfare	0	0	0	0
Incest	0	0	Fraud - Wire	0	0	0	0
Statutory Rape	0	0	Fraud - Identity Theft	0	0	0	0
Kidnapping/Abduction	0	0	Fraud - Computer Hacking/Invasion	0	0	0	0
Commercial Sex Acts	0	0	Robbery	1	0	0	0
Involuntary Servitude	0	0	Theft - Pocket-picking	0	0	0	0
Total	57	46	Theft - Purse Snatching	0	0	0	0
			Theft - Shoplifting	2	1	1	0
			Theft From Building	55	6	4	3
Group B Arrests			Theft From Coin Machine	1	0	0	0
Offense	Adult	Juvenile	Theft From Motor Vehicle	43	13	3	20
Bad Checks	0	0	Theft of Motor Vehicle Parts	17	0	0	0
Curfew/Vagrancy	0	0	Theft - All Other Larceny	73	10	9	0
Disorderly Conduct	3	4	Motor Vehicle Theft	29	10	9	0
DUI	92	1	Stolen Property Offenses	1	0	0	0
Drunkenness	20	3	Crimes Against Society				
Family-Non Violent	15	0	Animal Cruelty	0	0	0	0
Liquor Law Violations	1	1	Drug/Narcotic Violations	172	158	168	4
Peeping Tom	0	0	Drug/Narcotic Equipment Violations	100	90	32	1
Trespass	3	0	Gambling - Betting/Wagering	0	0	0	0
All Other Offenses	811	24	Gambling - Operating/Promoting	0	0	0	0
Total Group B	945	33	Gambling - Equipment Violations	0	0	0	0
			Gambling - Sports Tampering	0	0	0	0
			Pornography/Obscene Material	4	1	1	0
			Prostitution	0	0	0	0
			Prostitution Assisting/Promoting	0	0	0	0
			Purchasing Prostitution	0	0	0	0
			Weapon Law Violations	16	15	7	1
			Total Group A Offenses	1,040	500	387	65

Crime in Tennessee 2022

(*) Offenses are counted using the FBI Units of Count for Crime

(**) The 'Arrests' column shows arrests made for incidents during the selected period, regardless of arrest date. Arrest counts for the same period may change over time.

Macon County Sheriff's Office - NIBRS Agency Crime Overview - 2022

2022 Population Estimate		N/A	Offenses (*)		Arrests (**)		
			Reported	Cleared	Adult	Juvenile	
Offense Overview			Group A Offenses				
			Crimes Against Persons				
Offense Total	424		Murder	1	1	1	0
Number Cleared	410		Negligent Manslaughter	0	0	0	0
Percent Cleared	96.70%		Negligent Vehicular Manslaughter	0	0	0	0
Group A Crimes per 100,000 population	N/A		Kidnapping/Abduction	0	0	0	0
			Forcible Rape	4	1	1	0
			Forcible Sodomy	0	0	0	0
			Sexual Assault W/Object	1	1	1	0
			Forcible Fondling	1	1	1	0
Arrest Overview			Incest	0	0	0	0
Total Arrests	898		Statutory Rape	2	2	2	0
Adult Arrests	898		Aggravated Assault	66	65	46	0
Juvenile Arrests	0		Simple Assault	80	80	70	0
Unknown Age	0		Intimidation	7	7	7	0
Arrests per 100,000 population	N/A		Stalking	1	1	1	0
			Commercial Sex Acts	0	0	0	0
Average number offenses/incident	1.35		Involuntary Servitude	0	0	0	0
			Crimes Against Property				
Domestic Violence Victims			Arson	2	2	2	0
Offense	Reported	Cleared	Bribery	0	0	0	0
Murder	0	0	Burglary	10	9	9	0
Aggravated Assault	31	30	Counterfeiting/Forgery	3	3	3	0
Simple Assault	62	62	Destruction/Damage/Vandalism	16	16	11	0
Intimidation	4	4	Embezzlement	0	0	0	0
Stalking	0	0	Extortion/Blackmail	0	0	0	0
Forcible Rape	2	1	Fraud - False Pretenses	2	2	2	0
Forcible Sodomy	0	0	Fraud - Credit Card/ATM	3	3	2	0
Sexual Assault W/Object	1	1	Fraud - Impersonation	1	1	1	0
Forcible Fondling	0	0	Fraud - Welfare	0	0	0	0
Incest	0	0	Fraud - Wire	1	0	0	0
Statutory Rape	0	0	Fraud - Identity Theft	0	0	0	0
Kidnapping/Abduction	0	0	Fraud - Computer Hacking/Invasion	0	0	0	0
Commercial Sex Acts	0	0	Robbery	0	0	0	0
Involuntary Servitude	0	0	Theft - Pocket-picking	0	0	0	0
Total	100	98	Theft - Purse Snatching	0	0	0	0
			Theft - Shoplifting	1	1	1	0
Group B Arrests			Theft From Building	0	0	0	0
Offense	Adult	Juvenile	Theft From Coin Machine	0	0	0	0
Bad Checks	0	0	Theft From Motor Vehicle	3	1	1	0
Curfew/Vagrancy	0	0	Theft of Motor Vehicle Parts	4	4	4	0
Disorderly Conduct	3	0	Theft - All Other Larceny	14	12	10	0
DUI	42	0	Motor Vehicle Theft	7	6	6	0
Drunkenness	32	0	Stolen Property Offenses	0	0	0	0
Family-Non Violent	2	0	Crimes Against Society				
Liquor Law Violations	0	0	Animal Cruelty	0	0	0	0
Peeping Tom	0	0	Drug/Narcotic Violations	116	114	105	0
Trespass	13	0	Drug/Narcotic Equipment Violations	60	60	6	0
All Other Offenses	505	0	Gambling - Betting/Wagering	0	0	0	0
Total Group B	597	0	Gambling - Operating/Promoting	0	0	0	0
			Gambling - Equipment Violations	0	0	0	0
			Gambling - Sports Tampering	0	0	0	0
			Pornography/Obscene Material	3	2	2	0
			Prostitution	0	0	0	0
			Prostitution Assisting/Promoting	0	0	0	0
			Purchasing Prostitution	0	0	0	0
			Weapon Law Violations	15	15	6	0
			Total Group A Offenses	424	410	301	0

Crime in Tennessee 2022

(*) Offenses are counted using the FBI Units of Count for Crime

(**) The 'Arrests' column shows arrests made for incidents during the selected period, regardless of arrest date. Arrest counts for the same period may change over time.

Madison County Sheriff's Office - NIBRS Agency Crime Overview - 2022

2022 Population Estimate		N/A	Offenses (*)		Arrests (**)		
			Reported	Cleared	Adult	Juvenile	
Offense Overview			Group A Offenses				
			Crimes Against Persons				
Offense Total	1,187		Murder	0	0	0	0
Number Cleared	814		Negligent Manslaughter	0	0	0	0
Percent Cleared	68.58%		Negligent Vehicular Manslaughter	0	0	0	0
Group A Crimes per 100,000 population	N/A		Kidnapping/Abduction	1	1	1	0
			Forcible Rape	5	4	2	0
			Forcible Sodomy	1	0	1	0
			Sexual Assault W/Object	0	0	0	0
Arrest Overview			Forcible Fondling	10	9	3	1
Total Arrests	2,200		Incest	0	0	0	0
Adult Arrests	2,092		Statutory Rape	1	1	0	0
Juvenile Arrests	108		Aggravated Assault	72	62	51	4
Unknown Age	0		Simple Assault	174	125	61	25
Arrests per 100,000 population	N/A		Intimidation	54	32	1	7
			Stalking	3	3	0	0
			Commercial Sex Acts	0	0	0	0
Average number offenses/incident	1.40		Involuntary Servitude	0	0	0	0
			Crimes Against Property				
Domestic Violence Victims			Arson	1	1	1	0
Offense	Reported	Cleared	Bribery	0	0	0	0
Murder	0	0	Burglary	43	15	10	0
Aggravated Assault	25	25	Counterfeiting/Forgery	8	4	4	0
Simple Assault	78	65	Destruction/Damage/Vandalism	101	30	21	2
Intimidation	2	1	Embezzlement	6	1	1	0
Stalking	2	2	Extortion/Blackmail	0	0	0	0
Forcible Rape	3	2	Fraud - False Pretenses	19	3	4	0
Forcible Sodomy	0	0	Fraud - Credit Card/ATM	9	0	0	0
Sexual Assault W/Object	0	0	Fraud - Impersonation	2	2	2	0
Forcible Fondling	1	1	Fraud - Welfare	0	0	0	0
Incest	0	0	Fraud - Wire	1	0	0	0
Statutory Rape	0	0	Fraud - Identity Theft	2	1	1	0
Kidnapping/Abduction	1	1	Fraud - Computer Hacking/Invasion	0	0	0	0
Commercial Sex Acts	0	0	Robbery	3	2	2	0
Involuntary Servitude	0	0	Theft - Pocket-picking	0	0	0	0
Total	112	97	Theft - Purse Snatching	0	0	0	0
			Theft - Shoplifting	6	1	1	0
Group B Arrests			Theft From Building	30	5	1	0
Offense	Adult	Juvenile	Theft From Coin Machine	0	0	0	0
Bad Checks	8	0	Theft From Motor Vehicle	25	3	0	0
Curfew/Vagrancy	0	0	Theft of Motor Vehicle Parts	20	0	0	0
Disorderly Conduct	3	22	Theft - All Other Larceny	45	8	14	2
DUI	103	0	Motor Vehicle Theft	31	5	0	3
Drunkenness	13	0	Stolen Property Offenses	30	29	17	4
Family-Non Violent	1	0	Crimes Against Society				
Liquor Law Violations	3	0	Animal Cruelty	3	1	0	0
Peeping Tom	0	0	Drug/Narcotic Violations	265	257	254	19
Trespass	2	1	Drug/Narcotic Equipment Violations	123	121	6	1
All Other Offenses	1,482	8	Gambling - Betting/Wagering	0	0	0	0
Total Group B	1,615	31	Gambling - Operating/Promoting	0	0	0	0
			Gambling - Equipment Violations	0	0	0	0
			Gambling - Sports Tampering	0	0	0	0
			Pornography/Obscene Material	3	1	0	0
			Prostitution	0	0	0	0
			Prostitution Assisting/Promoting	0	0	0	0
			Purchasing Prostitution	0	0	0	0
			Weapon Law Violations	90	87	18	9
			Total Group A Offenses	1,187	814	477	77

Crime in Tennessee 2022

(*) Offenses are counted using the FBI Units of Count for Crime

(**) The 'Arrests' column shows arrests made for incidents during the selected period, regardless of arrest date. Arrest counts for the same period may change over time.

Marion County Sheriff's Office - NIBRS Agency Crime Overview - 2022

2022 Population Estimate		N/A	Offenses (*)		Arrests (**)		
			Reported	Cleared	Adult	Juvenile	
Offense Overview			Group A Offenses				
			Crimes Against Persons				
Offense Total	742		Murder	0	0	0	0
Number Cleared	474		Negligent Manslaughter	0	0	0	0
Percent Cleared	63.88%		Negligent Vehicular Manslaughter	0	0	0	0
Group A Crimes per 100,000 population	N/A		Kidnapping/Abduction	4	2	2	0
			Forcible Rape	2	2	2	0
			Forcible Sodomy	1	1	0	1
			Sexual Assault W/Object	0	0	0	0
			Forcible Fondling	6	3	1	1
Arrest Overview			Incest	0	0	0	0
Total Arrests	1,084		Statutory Rape	0	0	0	0
Adult Arrests	1,080		Aggravated Assault	52	44	32	0
Juvenile Arrests	4		Simple Assault	86	72	61	1
Unknown Age	0		Intimidation	57	22	22	0
Arrests per 100,000 population	N/A		Stalking	5	0	0	0
			Commercial Sex Acts	0	0	0	0
Average number offenses/incident	1.37		Involuntary Servitude	0	0	0	0
			Crimes Against Property				
Domestic Violence Victims			Arson	0	0	0	0
Offense	Reported	Cleared	Bribery	0	0	0	0
Murder	0	0	Burglary	29	11	12	0
Aggravated Assault	23	19	Counterfeiting/Forgery	8	5	1	0
Simple Assault	56	45	Destruction/Damage/Vandalism	38	12	5	0
Intimidation	13	5	Embezzlement	2	1	1	0
Stalking	1	0	Extortion/Blackmail	0	0	0	0
Forcible Rape	2	2	Fraud - False Pretenses	15	5	2	0
Forcible Sodomy	0	0	Fraud - Credit Card/ATM	9	2	2	0
Sexual Assault W/Object	0	0	Fraud - Impersonation	9	1	1	0
Forcible Fondling	4	2	Fraud - Welfare	0	0	0	0
Incest	0	0	Fraud - Wire	3	0	0	0
Statutory Rape	0	0	Fraud - Identity Theft	1	0	0	0
Kidnapping/Abduction	2	1	Fraud - Computer Hacking/Invasion	0	0	0	0
Commercial Sex Acts	0	0	Robbery	0	0	0	0
Involuntary Servitude	0	0	Theft - Pocket-picking	1	0	0	0
Total	101	74	Theft - Purse Snatching	1	1	0	0
			Theft - Shoplifting	2	2	2	0
			Theft From Building	2	1	1	0
Group B Arrests			Theft From Coin Machine	0	0	0	0
Offense	Adult	Juvenile	Theft From Motor Vehicle	21	4	6	0
Bad Checks	1	0	Theft of Motor Vehicle Parts	2	2	0	0
Curfew/Vagrancy	0	0	Theft - All Other Larceny	74	11	9	0
Disorderly Conduct	11	0	Motor Vehicle Theft	54	20	17	0
DUI	22	0	Stolen Property Offenses	2	2	2	0
Drunkenness	21	0	Crimes Against Society				
Family-Non Violent	17	0	Animal Cruelty	1	1	0	0
Liquor Law Violations	1	0	Drug/Narcotic Violations	126	123	129	1
Peeping Tom	0	0	Drug/Narcotic Equipment Violations	110	106	28	0
Trespass	8	0	Gambling - Betting/Wagering	0	0	0	0
All Other Offenses	654	0	Gambling - Operating/Promoting	0	0	0	0
Total Group B	735	0	Gambling - Equipment Violations	0	0	0	0
			Gambling - Sports Tampering	0	0	0	0
			Pornography/Obscene Material	2	2	1	0
			Prostitution	0	0	0	0
			Prostitution Assisting/Promoting	0	0	0	0
			Purchasing Prostitution	0	0	0	0
			Weapon Law Violations	17	16	6	0
			Total Group A Offenses	742	474	345	4

Crime in Tennessee 2022

(*) Offenses are counted using the FBI Units of Count for Crime

(**) The 'Arrests' column shows arrests made for incidents during the selected period, regardless of arrest date. Arrest counts for the same period may change over time.

Marshall County Sheriff's Office - NIBRS Agency Crime Overview - 2022

2022 Population Estimate		N/A	Offenses (*)		Arrests (**)		
Offense Overview			Reported	Cleared	Adult	Juvenile	
Offense Total		315	Group A Offenses				
Number Cleared		195	Crimes Against Persons				
Percent Cleared		61.90%	Murder	0	0	0	0
Group A Crimes per 100,000 population		N/A	Negligent Manslaughter	0	0	0	0
			Negligent Vehicular Manslaughter	0	0	0	0
			Kidnapping/Abduction	2	2	2	0
			Forcible Rape	5	2	2	0
			Forcible Sodomy	0	0	0	0
			Sexual Assault W/Object	0	0	0	0
Arrest Overview			Forcible Fondling	10	3	1	1
Total Arrests		606	Incest	0	0	0	0
Adult Arrests		554	Statutory Rape	1	1	1	0
Juvenile Arrests		52	Aggravated Assault	41	33	22	7
Unknown Age		0	Simple Assault	110	88	44	37
Arrests per 100,000 population		N/A	Intimidation	22	13	4	2
			Stalking	1	1	1	0
			Commercial Sex Acts	0	0	0	0
Average number offenses/incident		1.24	Involuntary Servitude	0	0	0	0
			Crimes Against Property				
Domestic Violence Victims			Arson	1	1	1	0
Offense	Reported	Cleared	Bribery	0	0	0	0
Murder	0	0	Burglary	14	1	1	0
Aggravated Assault	22	15	Counterfeiting/Forgery	0	0	0	0
Simple Assault	49	45	Destruction/Damage/Vandalism	12	5	4	1
Intimidation	6	2	Embezzlement	0	0	0	0
Stalking	1	1	Extortion/Blackmail	0	0	0	0
Forcible Rape	1	1	Fraud - False Pretenses	2	0	0	0
Forcible Sodomy	0	0	Fraud - Credit Card/ATM	1	0	0	0
Sexual Assault W/Object	0	0	Fraud - Impersonation	3	0	0	0
Forcible Fondling	3	0	Fraud - Welfare	0	0	0	0
Incest	0	0	Fraud - Wire	0	0	0	0
Statutory Rape	1	1	Fraud - Identity Theft	0	0	0	0
Kidnapping/Abduction	2	2	Fraud - Computer Hacking/Invasion	0	0	0	0
Commercial Sex Acts	0	0	Robbery	0	0	0	0
Involuntary Servitude	0	0	Theft - Pocket-picking	0	0	0	0
Total	85	67	Theft - Purse Snatching	0	0	0	0
			Theft - Shoplifting	0	0	0	0
Group B Arrests			Theft From Building	24	2	1	0
Offense	Adult	Juvenile	Theft From Coin Machine	0	0	0	0
Bad Checks	3	0	Theft From Motor Vehicle	4	1	0	1
Curfew/Vagrancy	0	0	Theft of Motor Vehicle Parts	3	1	1	0
Disorderly Conduct	1	0	Theft - All Other Larceny	14	2	2	0
DUI	7	0	Motor Vehicle Theft	10	4	3	0
Drunkenness	7	0	Stolen Property Offenses	0	0	0	0
Family-Non Violent	37	0	Crimes Against Society				
Liquor Law Violations	0	0	Animal Cruelty	1	1	1	0
Peeping Tom	0	0	Drug/Narcotic Violations	22	22	17	3
Trespass	3	0	Drug/Narcotic Equipment Violations	5	5	2	0
All Other Offenses	382	0	Gambling - Betting/Wagering	0	0	0	0
Total Group B	440	0	Gambling - Operating/Promoting	0	0	0	0
			Gambling - Equipment Violations	0	0	0	0
			Gambling - Sports Tampering	0	0	0	0
			Pornography/Obscene Material	0	0	0	0
			Prostitution	0	0	0	0
			Prostitution Assisting/Promoting	0	0	0	0
			Purchasing Prostitution	0	0	0	0
			Weapon Law Violations	7	7	4	0
			Total Group A Offenses	315	195	114	52

Crime in Tennessee 2022

(*) Offenses are counted using the FBI Units of Count for Crime

(**) The 'Arrests' column shows arrests made for incidents during the selected period, regardless of arrest date. Arrest counts for the same period may change over time.

Maury County Sheriff's Office - NIBRS Agency Crime Overview - 2022

2022 Population Estimate	N/A	Offenses (*)		Arrests (**)			
		Reported	Cleared	Adult	Juvenile		
Offense Overview		Group A Offenses					
		Crimes Against Persons					
Offense Total	1,795	Murder	0	0	0	0	
Number Cleared	814	Negligent Manslaughter	0	0	0	0	
Percent Cleared	45.35%	Negligent Vehicular Manslaughter	0	0	0	0	
Group A Crimes per 100,000 population	N/A	Kidnapping/Abduction	10	6	4	2	
		Forcible Rape	8	0	0	0	
		Forcible Sodomy	2	0	0	0	
		Sexual Assault W/Object	1	0	0	0	
		Forcible Fondling	29	7	1	2	
Arrest Overview		Incest	0	0	0	0	
Total Arrests	2,811	Statutory Rape	5	0	0	0	
Adult Arrests	2,352	Aggravated Assault	105	55	37	7	
Juvenile Arrests	459	Simple Assault	464	255	82	127	
Unknown Age	0	Intimidation	107	27	12	7	
Arrests per 100,000 population	N/A	Stalking	9	2	1	0	
		Commercial Sex Acts	1	0	0	0	
Average number offenses/incident	1.21	Involuntary Servitude	0	0	0	0	
		Crimes Against Property					
Domestic Violence Victims		Arson	3	2	0	3	
Offense	Reported	Cleared	Bribery	0	0	0	0
Murder	0	0	Burglary	59	6	3	0
Aggravated Assault	35	26	Counterfeiting/Forgery	12	4	4	0
Simple Assault	162	84	Destruction/Damage/Vandalism	142	37	17	6
Intimidation	13	8	Embezzlement	0	0	0	0
Stalking	0	0	Extortion/Blackmail	3	1	1	0
Forcible Rape	0	0	Fraud - False Pretenses	49	5	5	0
Forcible Sodomy	0	0	Fraud - Credit Card/ATM	22	2	1	1
Sexual Assault W/Object	0	0	Fraud - Impersonation	44	5	5	0
Forcible Fondling	0	0	Fraud - Welfare	0	0	0	0
Incest	0	0	Fraud - Wire	3	0	0	0
Statutory Rape	0	0	Fraud - Identity Theft	0	0	0	0
Kidnapping/Abduction	3	3	Fraud - Computer Hacking/Invasion	0	0	0	0
Commercial Sex Acts	0	0	Robbery	3	1	1	0
Involuntary Servitude	0	0	Theft - Pocket-picking	0	0	0	0
Total	213	121	Theft - Purse Snatching	0	0	0	0
			Theft - Shoplifting	5	3	2	0
Group B Arrests			Theft From Building	61	9	6	8
Offense	Adult	Juvenile	Theft From Coin Machine	1	0	0	0
Bad Checks	6	0	Theft From Motor Vehicle	46	3	3	0
Curfew/Vagrancy	0	0	Theft of Motor Vehicle Parts	22	1	1	0
Disorderly Conduct	3	15	Theft - All Other Larceny	111	14	8	0
DUI	61	1	Motor Vehicle Theft	63	14	10	1
Drunkenness	22	0	Stolen Property Offenses	1	0	0	0
Family-Non Violent	217	0	Crimes Against Society				
Liquor Law Violations	2	0	Animal Cruelty	0	0	0	0
Peeping Tom	0	0	Drug/Narcotic Violations	284	256	173	94
Trespass	7	5	Drug/Narcotic Equipment Violations	79	69	10	1
All Other Offenses	1,642	174	Gambling - Betting/Wagering	0	0	0	0
Total Group B	1,960	195	Gambling - Operating/Promoting	0	0	0	0
			Gambling - Equipment Violations	0	0	0	0
			Gambling - Sports Tampering	0	0	0	0
			Pornography/Obscene Material	5	0	0	0
			Prostitution	0	0	0	0
			Prostitution Assisting/Promoting	0	0	0	0
			Purchasing Prostitution	0	0	0	0
			Weapon Law Violations	36	30	5	5
			Total Group A Offenses	1,795	814	392	264

Crime in Tennessee 2022

(*) Offenses are counted using the FBI Units of Count for Crime

(**) The 'Arrests' column shows arrests made for incidents during the selected period, regardless of arrest date. Arrest counts for the same period may change over time.

McMinn County Sheriff's Office - NIBRS Agency Crime Overview - 2022

2022 Population Estimate		N/A	Offenses (*)		Arrests (**)		
Offense Overview			Reported	Cleared	Adult	Juvenile	
Offense Total		936	Group A Offenses				
Number Cleared		487	Crimes Against Persons				
Percent Cleared		52.03%	Murder	0	0	0	0
Group A Crimes per 100,000 population		N/A	Negligent Manslaughter	0	0	0	0
			Negligent Vehicular Manslaughter	0	0	0	0
			Kidnapping/Abduction	2	2	1	0
			Forcible Rape	2	1	0	0
			Forcible Sodomy	0	0	0	0
			Sexual Assault W/Object	2	1	0	1
			Forcible Fondling	3	3	2	0
Arrest Overview			Incest	0	0	0	0
Total Arrests		538	Statutory Rape	3	1	1	0
Adult Arrests		525	Aggravated Assault	75	60	37	1
Juvenile Arrests		13	Simple Assault	109	88	67	3
Unknown Age		0	Intimidation	28	12	5	3
Arrests per 100,000 population		N/A	Stalking	2	1	1	0
			Commercial Sex Acts	0	0	0	0
Average number offenses/incident		1.26	Involuntary Servitude	0	0	0	0
			Crimes Against Property				
Domestic Violence Victims			Arson	1	0	0	0
Offense	Reported	Cleared	Bribery	0	0	0	0
Murder	0	0	Burglary	90	20	18	0
Aggravated Assault	26	22	Counterfeiting/Forgery	5	2	0	0
Simple Assault	69	58	Destruction/Damage/Vandalism	73	23	4	1
Intimidation	7	5	Embezzlement	1	0	0	0
Stalking	0	0	Extortion/Blackmail	0	0	0	0
Forcible Rape	1	0	Fraud - False Pretenses	3	0	0	0
Forcible Sodomy	0	0	Fraud - Credit Card/ATM	9	1	0	0
Sexual Assault W/Object	1	1	Fraud - Impersonation	5	3	1	0
Forcible Fondling	2	2	Fraud - Welfare	0	0	0	0
Incest	0	0	Fraud - Wire	0	0	0	0
Statutory Rape	0	0	Fraud - Identity Theft	3	1	0	0
Kidnapping/Abduction	2	2	Fraud - Computer Hacking/Invasion	0	0	0	0
Commercial Sex Acts	0	0	Robbery	4	1	0	0
Involuntary Servitude	0	0	Theft - Pocket-picking	0	0	0	0
Total	108	90	Theft - Purse Snatching	1	0	0	0
			Theft - Shoplifting	3	0	0	0
			Theft From Building	54	12	6	0
Group B Arrests			Theft From Coin Machine	0	0	0	0
Offense	Adult	Juvenile	Theft From Motor Vehicle	29	3	0	0
Bad Checks	0	0	Theft of Motor Vehicle Parts	37	5	2	0
Curfew/Vagrancy	0	0	Theft - All Other Larceny	91	13	6	0
Disorderly Conduct	7	0	Motor Vehicle Theft	107	45	19	0
DUI	20	0	Stolen Property Offenses	3	3	0	0
Drunkenness	19	0	Crimes Against Society				
Family-Non Violent	1	0	Animal Cruelty	0	0	0	0
Liquor Law Violations	0	0	Drug/Narcotic Violations	100	98	92	3
Peeping Tom	0	0	Drug/Narcotic Equipment Violations	67	67	7	0
Trespass	12	0	Gambling - Betting/Wagering	0	0	0	0
All Other Offenses	190	0	Gambling - Operating/Promoting	0	0	0	0
Total Group B	249	0	Gambling - Equipment Violations	0	0	0	0
			Gambling - Sports Tampering	0	0	0	0
			Pornography/Obscene Material	5	3	0	0
			Prostitution	0	0	0	0
			Prostitution Assisting/Promoting	1	1	0	0
			Purchasing Prostitution	0	0	0	0
			Weapon Law Violations	18	17	7	1
			Total Group A Offenses	936	487	276	13

Crime in Tennessee 2022

(*) Offenses are counted using the FBI Units of Count for Crime

(**) The 'Arrests' column shows arrests made for incidents during the selected period, regardless of arrest date. Arrest counts for the same period may change over time.

Meigs County Sheriff's Office - NIBRS Agency Crime Overview - 2022

2022 Population Estimate		N/A	Offenses (*)		Arrests (**)	
Offense Overview			Reported	Cleared	Adult	Juvenile
Offense Total		420				
Number Cleared		198				
Percent Cleared		47.14%				
Group A Crimes per 100,000 population		N/A				
Arrest Overview						
Total Arrests		211				
Adult Arrests		209				
Juvenile Arrests		2				
Unknown Age		0				
Arrests per 100,000 population		N/A				
Average number offenses/incident		1.30				
Domestic Violence Victims						
Offense	Reported	Cleared				
Murder	0	0				
Aggravated Assault	31	18				
Simple Assault	40	28				
Intimidation	0	0				
Stalking	0	0				
Forcible Rape	0	0				
Forcible Sodomy	0	0				
Sexual Assault W/Object	0	0				
Forcible Fondling	0	0				
Incest	0	0				
Statutory Rape	0	0				
Kidnapping/Abduction	0	0				
Commercial Sex Acts	0	0				
Involuntary Servitude	0	0				
Total	71	46				
Group B Arrests						
Offense	Adult	Juvenile				
Bad Checks	0	0				
Curfew/Vagrancy	0	0				
Disorderly Conduct	14	0				
DUI	15	1				
Drunkenness	4	0				
Family-Non Violent	1	0				
Liquor Law Violations	0	0				
Peeping Tom	0	0				
Trespass	2	0				
All Other Offenses	41	1				
Total Group B	77	2				
Crimes Against Property						
Arson	8	1				
Bribery	0	0				
Burglary	28	7				
Counterfeiting/Forgery	4	0				
Destruction/Damage/Vandalism	21	3				
Embezzlement	0	0				
Extortion/Blackmail	2	0				
Fraud - False Pretenses	0	0				
Fraud - Credit Card/ATM	2	0				
Fraud - Impersonation	0	0				
Fraud - Welfare	0	0				
Fraud - Wire	1	0				
Fraud - Identity Theft	2	0				
Fraud - Computer Hacking/Invasion	1	0				
Robbery	0	0				
Theft - Pocket-picking	0	0				
Theft - Purse Snatching	0	0				
Theft - Shoplifting	2	0				
Theft From Building	10	0				
Theft From Coin Machine	0	0				
Theft From Motor Vehicle	9	0				
Theft of Motor Vehicle Parts	9	0				
Theft - All Other Larceny	52	3				
Motor Vehicle Theft	37	8				
Stolen Property Offenses	0	0				
Crimes Against Society						
Animal Cruelty	1	0				
Drug/Narcotic Violations	62	56				
Drug/Narcotic Equipment Violations	32	31				
Gambling - Betting/Wagering	0	0				
Gambling - Operating/Promoting	0	0				
Gambling - Equipment Violations	0	0				
Gambling - Sports Tampering	0	0				
Pornography/Obscene Material	2	0				
Prostitution	0	0				
Prostitution Assisting/Promoting	0	0				
Purchasing Prostitution	0	0				
Weapon Law Violations	13	13				
Total Group A Offenses	420	198			132	0

Crime in Tennessee 2022

(*) Offenses are counted using the FBI Units of Count for Crime

(**) The 'Arrests' column shows arrests made for incidents during the selected period, regardless of arrest date. Arrest counts for the same period may change over time.

Metro Hartsville/Trousdale County Sheriff's Office - NIBRS Agency Crime Overview - 2022

2022 Population Estimate		N/A	Offenses (*)		Arrests (**)		
Offense Overview			Reported	Cleared	Adult	Juvenile	
Offense Total		455	Group A Offenses				
Number Cleared		201	Crimes Against Persons				
Percent Cleared		44.18%	Murder	1	1	0	0
Group A Crimes per 100,000 population		N/A	Negligent Manslaughter	0	0	0	0
			Negligent Vehicular Manslaughter	0	0	0	0
			Kidnapping/Abduction	1	1	1	0
			Forcible Rape	2	0	0	0
			Forcible Sodomy	1	0	0	0
			Sexual Assault W/Object	0	0	0	0
			Forcible Fondling	1	0	0	0
Arrest Overview			Incest	0	0	0	0
Total Arrests		514	Statutory Rape	0	0	0	0
Adult Arrests		500	Aggravated Assault	25	19	15	0
Juvenile Arrests		14	Simple Assault	92	39	32	5
Unknown Age		0	Intimidation	25	13	7	0
Arrests per 100,000 population		N/A	Stalking	3	2	0	0
			Commercial Sex Acts	0	0	0	0
Average number offenses/incident		1.12	Involuntary Servitude	0	0	0	0
			Crimes Against Property				
Domestic Violence Victims			Arson	4	3	1	0
Offense	Reported	Cleared	Bribery	0	0	0	0
Murder	1	1	Burglary	30	16	14	0
Aggravated Assault	8	7	Counterfeiting/Forgery	6	5	4	0
Simple Assault	40	21	Destruction/Damage/Vandalism	41	13	5	0
Intimidation	7	5	Embezzlement	0	0	0	0
Stalking	0	0	Extortion/Blackmail	0	0	0	0
Forcible Rape	0	0	Fraud - False Pretenses	1	1	1	0
Forcible Sodomy	0	0	Fraud - Credit Card/ATM	49	9	8	0
Sexual Assault W/Object	0	0	Fraud - Impersonation	21	4	4	0
Forcible Fondling	0	0	Fraud - Welfare	0	0	0	0
Incest	0	0	Fraud - Wire	0	0	0	0
Statutory Rape	0	0	Fraud - Identity Theft	0	0	0	0
Kidnapping/Abduction	0	0	Fraud - Computer Hacking/Invasion	1	0	0	0
Commercial Sex Acts	0	0	Robbery	0	0	0	0
Involuntary Servitude	0	0	Theft - Pocket-picking	0	0	0	0
Total	56	34	Theft - Purse Snatching	0	0	0	0
			Theft - Shoplifting	7	7	6	0
Group B Arrests			Theft From Building	5	1	0	0
Offense	Adult	Juvenile	Theft From Coin Machine	0	0	0	0
Bad Checks	4	0	Theft From Motor Vehicle	10	1	0	0
Curfew/Vagrancy	0	0	Theft of Motor Vehicle Parts	4	0	0	0
Disorderly Conduct	1	0	Theft - All Other Larceny	55	9	7	2
DUI	35	0	Motor Vehicle Theft	14	4	3	0
Drunkenness	12	0	Stolen Property Offenses	2	2	1	0
Family-Non Violent	1	0	Crimes Against Society				
Liquor Law Violations	1	0	Animal Cruelty	0	0	0	0
Peeping Tom	0	0	Drug/Narcotic Violations	31	30	30	0
Trespass	8	0	Drug/Narcotic Equipment Violations	17	15	2	0
All Other Offenses	292	7	Gambling - Betting/Wagering	0	0	0	0
Total Group B	354	7	Gambling - Operating/Promoting	0	0	0	0
			Gambling - Equipment Violations	0	0	0	0
			Gambling - Sports Tampering	0	0	0	0
			Pornography/Obscene Material	0	0	0	0
			Prostitution	0	0	0	0
			Prostitution Assisting/Promoting	0	0	0	0
			Purchasing Prostitution	0	0	0	0
			Weapon Law Violations	6	6	5	0
			Total Group A Offenses	455	201	146	7

Crime in Tennessee 2022

(*) Offenses are counted using the FBI Units of Count for Crime

(**) The 'Arrests' column shows arrests made for incidents during the selected period, regardless of arrest date. Arrest counts for the same period may change over time.

Monroe County Sheriff's Office - NIBRS Agency Crime Overview - 2022

2022 Population Estimate	N/A	Offenses (*)		Arrests (**)		
		Reported	Cleared	Adult	Juvenile	
Offense Overview		Group A Offenses				
		Crimes Against Persons				
Offense Total	1,583	Murder	4	3	1	1
Number Cleared	645	Negligent Manslaughter	0	0	0	0
Percent Cleared	40.75%	Negligent Vehicular Manslaughter	0	0	0	0
Group A Crimes per 100,000 population	N/A	Kidnapping/Abduction	4	4	2	0
		Forcible Rape	7	2	0	1
		Forcible Sodomy	1	1	0	0
		Sexual Assault W/Object	0	0	0	0
Arrest Overview		Forcible Fondling	16	5	1	2
Total Arrests	822	Incest	0	0	0	0
Adult Arrests	767	Statutory Rape	1	0	0	0
Juvenile Arrests	55	Aggravated Assault	107	64	30	3
Unknown Age	0	Simple Assault	350	238	117	14
Arrests per 100,000 population	N/A	Intimidation	135	52	6	2
		Stalking	0	0	0	0
		Commercial Sex Acts	0	0	0	0
Average number offenses/incident	1.20	Involuntary Servitude	0	0	0	0
		Crimes Against Property				
Domestic Violence Victims		Arson	7	1	1	0
Offense	Reported	Cleared	Bribery	0	0	0
Murder	0	0	Burglary	120	22	30
Aggravated Assault	47	31	Counterfeiting/Forgery	4	0	0
Simple Assault	234	162	Destruction/Damage/Vandalism	141	24	4
Intimidation	21	14	Embezzlement	0	0	0
Stalking	0	0	Extortion/Blackmail	3	0	0
Forcible Rape	2	1	Fraud - False Pretenses	7	0	0
Forcible Sodomy	0	0	Fraud - Credit Card/ATM	8	1	2
Sexual Assault W/Object	0	0	Fraud - Impersonation	1	0	0
Forcible Fondling	1	0	Fraud - Welfare	0	0	0
Incest	0	0	Fraud - Wire	2	0	0
Statutory Rape	0	0	Fraud - Identity Theft	2	0	0
Kidnapping/Abduction	1	1	Fraud - Computer Hacking/Invasion	0	0	0
Commercial Sex Acts	0	0	Robbery	3	2	3
Involuntary Servitude	0	0	Theft - Pocket-picking	0	0	0
Total	306	209	Theft - Purse Snatching	1	0	0
			Theft - Shoplifting	2	0	0
			Theft From Building	26	3	1
Group B Arrests			Theft From Coin Machine	0	0	0
Offense	Adult	Juvenile	Theft From Motor Vehicle	35	10	1
Bad Checks	0	0	Theft of Motor Vehicle Parts	18	2	2
Curfew/Vagrancy	0	0	Theft - All Other Larceny	245	32	12
Disorderly Conduct	2	9	Motor Vehicle Theft	80	16	14
DUI	67	1	Stolen Property Offenses	4	2	1
Drunkenness	27	1	Crimes Against Society			
Family-Non Violent	2	0	Animal Cruelty	1	1	0
Liquor Law Violations	1	0	Drug/Narcotic Violations	158	97	88
Peeping Tom	0	0	Drug/Narcotic Equipment Violations	71	51	11
Trespass	5	0	Gambling - Betting/Wagering	0	0	0
All Other Offenses	334	13	Gambling - Operating/Promoting	0	0	0
Total Group B	438	24	Gambling - Equipment Violations	0	0	0
			Gambling - Sports Tampering	0	0	0
			Pornography/Obscene Material	2	0	0
			Prostitution	0	0	0
			Prostitution Assisting/Promoting	0	0	0
			Purchasing Prostitution	0	0	0
			Weapon Law Violations	17	12	2
			Total Group A Offenses	1,583	645	329
						31

Crime in Tennessee 2022

(*) Offenses are counted using the FBI Units of Count for Crime

(**) The 'Arrests' column shows arrests made for incidents during the selected period, regardless of arrest date. Arrest counts for the same period may change over time.

Montgomery County Sheriff's Office - NIBRS Agency Crime Overview - 2022

2022 Population Estimate		N/A	Offenses (*)		Arrests (**)		
			Reported	Cleared	Adult	Juvenile	
Offense Overview			Group A Offenses				
			Crimes Against Persons				
Offense Total	1,812		Murder	0	0	0	0
Number Cleared	943		Negligent Manslaughter	0	0	0	0
Percent Cleared	52.04%		Negligent Vehicular Manslaughter	0	0	0	0
Group A Crimes per 100,000 population	N/A		Kidnapping/Abduction	15	12	9	0
			Forcible Rape	5	0	0	0
			Forcible Sodomy	0	0	0	0
			Sexual Assault W/Object	0	0	0	0
			Forcible Fondling	23	2	0	1
Arrest Overview			Incest	0	0	0	0
Total Arrests	1,567		Statutory Rape	1	0	0	0
Adult Arrests	1,162		Aggravated Assault	62	49	25	5
Juvenile Arrests	405		Simple Assault	475	287	172	86
Unknown Age	0		Intimidation	75	37	19	17
Arrests per 100,000 population	N/A		Stalking	6	3	3	0
			Commercial Sex Acts	0	0	0	0
Average number offenses/incident	1.20		Involuntary Servitude	0	0	0	0
			Crimes Against Property				
Domestic Violence Victims			Arson	3	0	0	0
Offense	Reported	Cleared	Bribery	0	0	0	0
Murder	0	0	Burglary	76	13	11	0
Aggravated Assault	22	18	Counterfeiting/Forgery	37	4	4	0
Simple Assault	212	167	Destruction/Damage/Vandalism	144	58	44	2
Intimidation	22	15	Embezzlement	0	0	1	0
Stalking	3	3	Extortion/Blackmail	0	0	0	0
Forcible Rape	1	0	Fraud - False Pretenses	11	2	1	0
Forcible Sodomy	0	0	Fraud - Credit Card/ATM	13	3	2	0
Sexual Assault W/Object	0	0	Fraud - Impersonation	25	11	12	0
Forcible Fondling	6	1	Fraud - Welfare	0	0	0	0
Incest	0	0	Fraud - Wire	0	0	0	0
Statutory Rape	0	0	Fraud - Identity Theft	0	0	0	0
Kidnapping/Abduction	14	11	Fraud - Computer Hacking/Invasion	0	0	0	0
Commercial Sex Acts	0	0	Robbery	0	0	0	0
Involuntary Servitude	0	0	Theft - Pocket-picking	0	0	0	0
Total	280	215	Theft - Purse Snatching	0	0	0	0
			Theft - Shoplifting	14	3	3	0
			Theft From Building	62	6	3	3
Group B Arrests			Theft From Coin Machine	0	0	0	0
Offense	Adult	Juvenile	Theft From Motor Vehicle	75	13	18	0
Bad Checks	1	0	Theft of Motor Vehicle Parts	13	0	0	0
Curfew/Vagrancy	0	0	Theft - All Other Larceny	123	16	18	2
Disorderly Conduct	6	76	Motor Vehicle Theft	50	14	8	2
DUI	94	0	Stolen Property Offenses	9	0	1	0
Drunkenness	2	0	Crimes Against Society				
Family-Non Violent	0	0	Animal Cruelty	2	2	2	0
Liquor Law Violations	4	11	Drug/Narcotic Violations	304	250	140	108
Peeping Tom	0	0	Drug/Narcotic Equipment Violations	113	100	16	4
Trespass	6	1	Gambling - Betting/Wagering	0	0	0	0
All Other Offenses	526	62	Gambling - Operating/Promoting	0	0	0	0
Total Group B	639	150	Gambling - Equipment Violations	0	0	0	0
			Gambling - Sports Tampering	0	0	0	0
			Pornography/Obscene Material	8	1	1	0
			Prostitution	0	0	0	0
			Prostitution Assisting/Promoting	0	0	0	0
			Purchasing Prostitution	0	0	0	0
			Weapon Law Violations	68	57	10	25
			Total Group A Offenses	1,812	943	523	255

Crime in Tennessee 2022

(*) Offenses are counted using the FBI Units of Count for Crime

(**) The 'Arrests' column shows arrests made for incidents during the selected period, regardless of arrest date. Arrest counts for the same period may change over time.

Moore County Sheriff's Office - NIBRS Agency Crime Overview - 2022

2022 Population Estimate		N/A	Offenses (*)		Arrests (**)	
			Reported	Cleared	Adult	Juvenile
Offense Overview			Group A Offenses			
			Crimes Against Persons			
Offense Total	157	Murder	0	0	0	0
Number Cleared	58	Negligent Manslaughter	0	0	0	0
Percent Cleared	36.94%	Negligent Vehicular Manslaughter	0	0	0	0
Group A Crimes per 100,000 population	N/A	Kidnapping/Abduction	0	0	0	0
		Forcible Rape	2	0	0	0
		Forcible Sodomy	0	0	0	0
		Sexual Assault W/Object	0	0	0	0
		Forcible Fondling	0	0	0	0
Arrest Overview		Incest	0	0	0	0
Total Arrests	180	Statutory Rape	0	0	0	0
Adult Arrests	174	Aggravated Assault	4	3	2	0
Juvenile Arrests	6	Simple Assault	29	19	14	3
Unknown Age	0	Intimidation	12	3	2	1
Arrests per 100,000 population	N/A	Stalking	2	1	1	0
		Commercial Sex Acts	0	0	0	0
Average number offenses/incident	1.07	Involuntary Servitude	0	0	0	0
		Crimes Against Property				
Domestic Violence Victims			Arson	1	0	0
Offense	Reported	Cleared	Bribery	0	0	0
Murder	0	0	Burglary	8	3	4
Aggravated Assault	1	1	Counterfeiting/Forgery	2	1	0
Simple Assault	22	14	Destruction/Damage/Vandalism	14	2	1
Intimidation	2	0	Embezzlement	0	0	0
Stalking	1	1	Extortion/Blackmail	0	0	0
Forcible Rape	0	0	Fraud - False Pretenses	9	0	0
Forcible Sodomy	0	0	Fraud - Credit Card/ATM	5	1	1
Sexual Assault W/Object	0	0	Fraud - Impersonation	3	1	1
Forcible Fondling	0	0	Fraud - Welfare	0	0	0
Incest	0	0	Fraud - Wire	0	0	0
Statutory Rape	0	0	Fraud - Identity Theft	0	0	0
Kidnapping/Abduction	0	0	Fraud - Computer Hacking/Invasion	0	0	0
Commercial Sex Acts	0	0	Robbery	0	0	0
Involuntary Servitude	0	0	Theft - Pocket-picking	0	0	0
Total	26	16	Theft - Purse Snatching	0	0	0
			Theft - Shoplifting	0	0	0
Group B Arrests			Theft From Building	8	0	0
Offense	Adult	Juvenile	Theft From Coin Machine	0	0	0
Bad Checks	2	0	Theft From Motor Vehicle	2	0	0
Curfew/Vagrancy	0	0	Theft of Motor Vehicle Parts	4	1	1
Disorderly Conduct	2	0	Theft - All Other Larceny	18	1	1
DUI	1	0	Motor Vehicle Theft	4	0	0
Drunkenness	8	0	Stolen Property Offenses	0	0	0
Family-Non Violent	0	0	Crimes Against Society			
Liquor Law Violations	0	0	Animal Cruelty	0	0	0
Peeping Tom	0	0	Drug/Narcotic Violations	22	18	18
Trespass	2	0	Drug/Narcotic Equipment Violations	7	4	3
All Other Offenses	110	0	Gambling - Betting/Wagering	0	0	0
Total Group B	125	0	Gambling - Operating/Promoting	0	0	0
			Gambling - Equipment Violations	0	0	0
			Gambling - Sports Tampering	0	0	0
			Pornography/Obscene Material	1	0	0
			Prostitution	0	0	0
			Prostitution Assisting/Promoting	0	0	0
			Purchasing Prostitution	0	0	0
			Weapon Law Violations	0	0	0
			Total Group A Offenses	157	58	49
						6

Crime in Tennessee 2022

(*) Offenses are counted using the FBI Units of Count for Crime

(**) The 'Arrests' column shows arrests made for incidents during the selected period, regardless of arrest date. Arrest counts for the same period may change over time.

Morgan County Sheriff's Office - NIBRS Agency Crime Overview - 2022

2022 Population Estimate		N/A	Offenses (*)		Arrests (**)		
			Reported	Cleared	Adult	Juvenile	
Offense Overview			Group A Offenses				
			Crimes Against Persons				
Offense Total	375		Murder	0	0	0	0
Number Cleared	170		Negligent Manslaughter	0	0	0	0
Percent Cleared	45.33%		Negligent Vehicular Manslaughter	0	0	0	0
Group A Crimes per 100,000 population	N/A		Kidnapping/Abduction	0	0	0	0
			Forcible Rape	1	0	0	0
			Forcible Sodomy	0	0	0	0
			Sexual Assault W/Object	0	0	0	0
			Forcible Fondling	0	0	0	0
Arrest Overview			Incest	0	0	0	0
Total Arrests	367		Statutory Rape	0	0	0	0
Adult Arrests	366		Aggravated Assault	10	7	8	0
Juvenile Arrests	1		Simple Assault	56	42	39	0
Unknown Age	0		Intimidation	3	0	0	0
Arrests per 100,000 population	N/A		Stalking	2	0	0	0
			Commercial Sex Acts	0	0	0	0
Average number offenses/incident	1.23		Involuntary Servitude	0	0	0	0
			Crimes Against Property				
Domestic Violence Victims			Arson	2	1	1	0
Offense	Reported	Cleared	Bribery	0	0	0	0
Murder	0	0	Burglary	15	3	5	0
Aggravated Assault	0	0	Counterfeiting/Forgery	4	2	2	0
Simple Assault	0	0	Destruction/Damage/Vandalism	63	18	7	0
Intimidation	0	0	Embezzlement	1	0	0	0
Stalking	0	0	Extortion/Blackmail	0	0	0	0
Forcible Rape	0	0	Fraud - False Pretenses	1	0	0	0
Forcible Sodomy	0	0	Fraud - Credit Card/ATM	0	0	0	0
Sexual Assault W/Object	0	0	Fraud - Impersonation	0	0	0	0
Forcible Fondling	0	0	Fraud - Welfare	0	0	0	0
Incest	0	0	Fraud - Wire	0	0	0	0
Statutory Rape	0	0	Fraud - Identity Theft	0	0	0	0
Kidnapping/Abduction	0	0	Fraud - Computer Hacking/Invasion	0	0	0	0
Commercial Sex Acts	0	0	Robbery	0	0	0	0
Involuntary Servitude	0	0	Theft - Pocket-picking	0	0	0	0
Total	0	0	Theft - Purse Snatching	0	0	0	0
			Theft - Shoplifting	0	0	0	0
			Theft From Building	9	2	3	0
Group B Arrests			Theft From Coin Machine	0	0	0	0
Offense	Adult	Juvenile	Theft From Motor Vehicle	1	0	0	0
Bad Checks	0	0	Theft of Motor Vehicle Parts	2	0	0	0
Curfew/Vagrancy	0	0	Theft - All Other Larceny	90	10	9	0
Disorderly Conduct	5	0	Motor Vehicle Theft	25	6	5	0
DUI	18	0	Stolen Property Offenses	0	0	0	0
Drunkenness	17	0	Crimes Against Society				
Family-Non Violent	0	0	Animal Cruelty	0	0	0	0
Liquor Law Violations	0	0	Drug/Narcotic Violations	58	50	55	0
Peeping Tom	0	0	Drug/Narcotic Equipment Violations	31	28	4	0
Trespass	7	0	Gambling - Betting/Wagering	0	0	0	0
All Other Offenses	181	1	Gambling - Operating/Promoting	0	0	0	0
Total Group B	228	1	Gambling - Equipment Violations	0	0	0	0
			Gambling - Sports Tampering	0	0	0	0
			Pornography/Obscene Material	0	0	0	0
			Prostitution	0	0	0	0
			Prostitution Assisting/Promoting	0	0	0	0
			Purchasing Prostitution	0	0	0	0
			Weapon Law Violations	1	1	0	0
			Total Group A Offenses	375	170	138	0

Crime in Tennessee 2022

(*) Offenses are counted using the FBI Units of Count for Crime

(**) The 'Arrests' column shows arrests made for incidents during the selected period, regardless of arrest date. Arrest counts for the same period may change over time.

Obion County Sheriff's Office - NIBRS Agency Crime Overview - 2022

2022 Population Estimate		N/A	Offenses (*)		Arrests (**)		
			Reported	Cleared	Adult	Juvenile	
Offense Overview			Group A Offenses				
			Crimes Against Persons				
Offense Total	494		Murder	0	0	0	0
Number Cleared	242		Negligent Manslaughter	0	0	0	0
Percent Cleared	48.99%		Negligent Vehicular Manslaughter	0	0	0	0
Group A Crimes per 100,000 population	N/A		Kidnapping/Abduction	0	0	0	0
			Forcible Rape	2	0	0	0
			Forcible Sodomy	2	0	0	0
			Sexual Assault W/Object	0	0	0	0
			Forcible Fondling	11	5	2	0
Arrest Overview			Incest	0	0	0	0
Total Arrests	502		Statutory Rape	1	0	0	0
Adult Arrests	447		Aggravated Assault	34	26	26	0
Juvenile Arrests	55		Simple Assault	88	48	35	12
Unknown Age	0		Intimidation	28	16	5	8
Arrests per 100,000 population	N/A		Stalking	0	0	0	0
			Commercial Sex Acts	0	0	0	0
Average number offenses/incident	1.18		Involuntary Servitude	0	0	0	0
			Crimes Against Property				
Domestic Violence Victims			Arson	0	0	0	0
Offense	Reported	Cleared	Bribery	0	0	0	0
Murder	0	0	Burglary	49	11	8	0
Aggravated Assault	13	12	Counterfeiting/Forgery	6	1	1	0
Simple Assault	30	18	Destruction/Damage/Vandalism	39	9	5	0
Intimidation	4	3	Embezzlement	1	1	1	0
Stalking	0	0	Extortion/Blackmail	0	0	0	0
Forcible Rape	0	0	Fraud - False Pretenses	5	1	0	0
Forcible Sodomy	0	0	Fraud - Credit Card/ATM	2	1	1	0
Sexual Assault W/Object	0	0	Fraud - Impersonation	2	0	0	0
Forcible Fondling	1	1	Fraud - Welfare	1	0	0	0
Incest	0	0	Fraud - Wire	1	0	0	0
Statutory Rape	0	0	Fraud - Identity Theft	0	0	0	0
Kidnapping/Abduction	0	0	Fraud - Computer Hacking/Invasion	0	0	0	0
Commercial Sex Acts	0	0	Robbery	0	0	0	0
Involuntary Servitude	0	0	Theft - Pocket-picking	0	0	0	0
Total	48	34	Theft - Purse Snatching	0	0	0	0
			Theft - Shoplifting	4	4	4	0
			Theft From Building	23	4	2	0
Group B Arrests			Theft From Coin Machine	0	0	0	0
Offense	Adult	Juvenile	Theft From Motor Vehicle	17	6	6	0
Bad Checks	6	0	Theft of Motor Vehicle Parts	7	0	0	0
Curfew/Vagrancy	0	0	Theft - All Other Larceny	44	8	5	0
Disorderly Conduct	4	18	Motor Vehicle Theft	20	7	7	0
DUI	13	0	Stolen Property Offenses	6	4	3	0
Drunkenness	5	0	Crimes Against Society				
Family-Non Violent	0	0	Animal Cruelty	0	0	0	0
Liquor Law Violations	0	1	Drug/Narcotic Violations	65	60	53	6
Peeping Tom	0	0	Drug/Narcotic Equipment Violations	15	15	0	0
Trespass	3	0	Gambling - Betting/Wagering	0	0	0	0
All Other Offenses	246	6	Gambling - Operating/Promoting	0	0	0	0
Total Group B	277	25	Gambling - Equipment Violations	0	0	0	0
			Gambling - Sports Tampering	0	0	0	0
			Pornography/Obscene Material	7	2	0	2
			Prostitution	0	0	0	0
			Prostitution Assisting/Promoting	0	0	0	0
			Purchasing Prostitution	0	0	0	0
			Weapon Law Violations	14	13	6	2
			Total Group A Offenses	494	242	170	30

Crime in Tennessee 2022

(*) Offenses are counted using the FBI Units of Count for Crime

(**) The 'Arrests' column shows arrests made for incidents during the selected period, regardless of arrest date. Arrest counts for the same period may change over time.

Overton County Sheriff's Office - NIBRS Agency Crime Overview - 2022

2022 Population Estimate		N/A	Offenses (*)		Arrests (**)		
			Reported	Cleared	Adult	Juvenile	
Offense Overview			Group A Offenses				
			Crimes Against Persons				
Offense Total	635		Murder	0	0	0	0
Number Cleared	255		Negligent Manslaughter	0	0	0	0
Percent Cleared	40.16%		Negligent Vehicular Manslaughter	0	0	0	0
Group A Crimes per 100,000 population	N/A		Kidnapping/Abduction	2	1	1	0
			Forcible Rape	2	1	0	0
			Forcible Sodomy	0	0	0	0
			Sexual Assault W/Object	0	0	0	0
			Forcible Fondling	2	1	1	0
			Incest	0	0	0	0
Arrest Overview			Statutory Rape	0	0	0	0
Total Arrests	474		Aggravated Assault	84	40	26	0
Adult Arrests	474		Simple Assault	42	29	21	0
Juvenile Arrests	0		Intimidation	10	0	0	0
Unknown Age	0		Stalking	0	0	0	0
Arrests per 100,000 population	N/A		Commercial Sex Acts	0	0	0	0
			Involuntary Servitude	0	0	0	0
Average number offenses/incident	1.18		Crimes Against Property				
			Arson	1	0	0	0
			Bribery	0	0	0	0
			Burglary	30	2	2	0
			Counterfeiting/Forgery	6	4	5	0
			Destruction/Damage/Vandalism	46	2	1	0
			Embezzlement	1	0	0	0
			Extortion/Blackmail	0	0	0	0
			Fraud - False Pretenses	5	0	0	0
			Fraud - Credit Card/ATM	2	0	0	0
			Fraud - Impersonation	10	3	3	0
			Fraud - Welfare	0	0	0	0
			Fraud - Wire	1	0	0	0
			Fraud - Identity Theft	0	0	0	0
			Fraud - Computer Hacking/Invasion	0	0	0	0
			Robbery	0	0	0	0
			Theft - Pocket-picking	0	0	0	0
			Theft - Purse Snatching	0	0	0	0
			Theft - Shoplifting	0	0	0	0
			Theft From Building	7	0	0	0
			Theft From Coin Machine	0	0	0	0
			Theft From Motor Vehicle	6	1	1	0
			Theft of Motor Vehicle Parts	8	0	0	0
			Theft - All Other Larceny	80	5	4	0
			Motor Vehicle Theft	22	3	1	0
			Stolen Property Offenses	4	0	0	0
			Crimes Against Society				
			Animal Cruelty	0	0	0	0
			Drug/Narcotic Violations	163	104	104	0
			Drug/Narcotic Equipment Violations	87	48	21	0
			Gambling - Betting/Wagering	0	0	0	0
			Gambling - Operating/Promoting	0	0	0	0
			Gambling - Equipment Violations	0	0	0	0
			Gambling - Sports Tampering	0	0	0	0
			Pornography/Obscene Material	0	0	0	0
			Prostitution	0	0	0	0
			Prostitution Assisting/Promoting	0	0	0	0
			Purchasing Prostitution	0	0	0	0
			Weapon Law Violations	14	11	8	0
			Total Group A Offenses	635	255	199	0
Domestic Violence Victims							
Offense	Reported	Cleared					
Murder	0	0	Burglary	30	2	2	0
Aggravated Assault	55	28	Counterfeiting/Forgery	6	4	5	0
Simple Assault	15	10	Destruction/Damage/Vandalism	46	2	1	0
Intimidation	2	0	Embezzlement	1	0	0	0
Stalking	0	0	Extortion/Blackmail	0	0	0	0
Forcible Rape	1	0	Fraud - False Pretenses	5	0	0	0
Forcible Sodomy	0	0	Fraud - Credit Card/ATM	2	0	0	0
Sexual Assault W/Object	0	0	Fraud - Impersonation	10	3	3	0
Forcible Fondling	0	0	Fraud - Welfare	0	0	0	0
Incest	0	0	Fraud - Wire	1	0	0	0
Statutory Rape	0	0	Fraud - Identity Theft	0	0	0	0
Kidnapping/Abduction	2	1	Fraud - Computer Hacking/Invasion	0	0	0	0
Commercial Sex Acts	0	0	Robbery	0	0	0	0
Involuntary Servitude	0	0	Theft - Pocket-picking	0	0	0	0
Total	75	39	Theft - Purse Snatching	0	0	0	0
			Theft - Shoplifting	0	0	0	0
			Theft From Building	7	0	0	0
			Theft From Coin Machine	0	0	0	0
			Theft From Motor Vehicle	6	1	1	0
			Theft of Motor Vehicle Parts	8	0	0	0
			Theft - All Other Larceny	80	5	4	0
			Motor Vehicle Theft	22	3	1	0
			Stolen Property Offenses	4	0	0	0
			Crimes Against Society				
			Animal Cruelty	0	0	0	0
			Drug/Narcotic Violations	163	104	104	0
			Drug/Narcotic Equipment Violations	87	48	21	0
			Gambling - Betting/Wagering	0	0	0	0
			Gambling - Operating/Promoting	0	0	0	0
			Gambling - Equipment Violations	0	0	0	0
			Gambling - Sports Tampering	0	0	0	0
			Pornography/Obscene Material	0	0	0	0
			Prostitution	0	0	0	0
			Prostitution Assisting/Promoting	0	0	0	0
			Purchasing Prostitution	0	0	0	0
			Weapon Law Violations	14	11	8	0
			Total Group A Offenses	635	255	199	0
Group B Arrests							
Offense	Adult	Juvenile					
Bad Checks	1	0					
Curfew/Vagrancy	0	0					
Disorderly Conduct	4	0					
DUI	39	0					
Drunkenness	10	0					
Family-Non Violent	1	0					
Liquor Law Violations	3	0					
Peeping Tom	0	0					
Trespass	4	0					
All Other Offenses	213	0					
Total Group B	275	0					

Crime in Tennessee 2022

(*) Offenses are counted using the FBI Units of Count for Crime

(**) The 'Arrests' column shows arrests made for incidents during the selected period, regardless of arrest date. Arrest counts for the same period may change over time.

Perry County Sheriff's Office - NIBRS Agency Crime Overview - 2022

2022 Population Estimate		N/A	Offenses (*)		Arrests (**)		
			Reported	Cleared	Adult	Juvenile	
Offense Overview			Group A Offenses				
			Crimes Against Persons				
Offense Total	26		Murder	0	0	0	0
Number Cleared	14		Negligent Manslaughter	0	0	0	0
Percent Cleared	53.85%		Negligent Vehicular Manslaughter	0	0	0	0
Group A Crimes per 100,000 population	N/A		Kidnapping/Abduction	0	0	0	0
			Forcible Rape	0	0	0	0
			Forcible Sodomy	0	0	0	0
			Sexual Assault W/Object	0	0	0	0
			Forcible Fondling	0	0	0	0
Arrest Overview			Incest	0	0	0	0
Total Arrests	22		Statutory Rape	0	0	0	0
Adult Arrests	22		Aggravated Assault	4	2	1	0
Juvenile Arrests	0		Simple Assault	11	9	9	0
Unknown Age	0		Intimidation	0	0	0	0
Arrests per 100,000 population	N/A		Stalking	0	0	0	0
			Commercial Sex Acts	0	0	0	0
Average number offenses/incident	1.13		Involuntary Servitude	0	0	0	0
			Crimes Against Property				
Domestic Violence Victims			Arson	0	0	0	0
Offense	Reported	Cleared	Bribery	0	0	0	0
Murder	0	0	Burglary	1	0	0	0
Aggravated Assault	2	2	Counterfeiting/Forgery	0	0	0	0
Simple Assault	10	8	Destruction/Damage/Vandalism	2	1	1	0
Intimidation	0	0	Embezzlement	0	0	0	0
Stalking	0	0	Extortion/Blackmail	0	0	0	0
Forcible Rape	0	0	Fraud - False Pretenses	0	0	0	0
Forcible Sodomy	0	0	Fraud - Credit Card/ATM	1	1	1	0
Sexual Assault W/Object	0	0	Fraud - Impersonation	0	0	0	0
Forcible Fondling	0	0	Fraud - Welfare	0	0	0	0
Incest	0	0	Fraud - Wire	0	0	0	0
Statutory Rape	0	0	Fraud - Identity Theft	0	0	0	0
Kidnapping/Abduction	0	0	Fraud - Computer Hacking/Invasion	0	0	0	0
Commercial Sex Acts	0	0	Robbery	0	0	0	0
Involuntary Servitude	0	0	Theft - Pocket-picking	0	0	0	0
Total	12	10	Theft - Purse Snatching	0	0	0	0
			Theft - Shoplifting	0	0	0	0
Group B Arrests			Theft From Building	1	0	0	0
Offense	Adult	Juvenile	Theft From Coin Machine	0	0	0	0
Bad Checks	0	0	Theft From Motor Vehicle	1	0	0	0
Curfew/Vagrancy	0	0	Theft of Motor Vehicle Parts	1	0	0	0
Disorderly Conduct	1	0	Theft - All Other Larceny	2	1	1	0
DUI	4	0	Motor Vehicle Theft	2	0	0	0
Drunkenness	4	0	Stolen Property Offenses	0	0	0	0
Family-Non Violent	0	0	Crimes Against Society				
Liquor Law Violations	0	0	Animal Cruelty	0	0	0	0
Peeping Tom	0	0	Drug/Narcotic Violations	0	0	0	0
Trespass	0	0	Drug/Narcotic Equipment Violations	0	0	0	0
All Other Offenses	0	0	Gambling - Betting/Wagering	0	0	0	0
Total Group B	9	0	Gambling - Operating/Promoting	0	0	0	0
			Gambling - Equipment Violations	0	0	0	0
			Gambling - Sports Tampering	0	0	0	0
			Pornography/Obscene Material	0	0	0	0
			Prostitution	0	0	0	0
			Prostitution Assisting/Promoting	0	0	0	0
			Purchasing Prostitution	0	0	0	0
			Weapon Law Violations	0	0	0	0
			Total Group A Offenses	26	14	13	0

Crime in Tennessee 2022

(*) Offenses are counted using the FBI Units of Count for Crime

(**) The 'Arrests' column shows arrests made for incidents during the selected period, regardless of arrest date. Arrest counts for the same period may change over time.

Pickett County Sheriff's Office - NIBRS Agency Crime Overview - 2022

2022 Population Estimate		N/A	Offenses (*)		Arrests (**)	
Offense Overview			Reported	Cleared	Adult	Juvenile
Offense Total		28	0	0	0	0
Number Cleared		19	0	0	0	0
Percent Cleared		67.86%	0	0	0	0
Group A Crimes per 100,000 population		N/A	0	0	0	0
Arrest Overview			0	0	0	0
Total Arrests		36	0	0	0	0
Adult Arrests		36	0	0	0	0
Juvenile Arrests		0	2	2	2	0
Unknown Age		0	4	4	4	0
Arrests per 100,000 population		N/A	0	0	0	0
Average number offenses/incident		1.08	0	0	0	0
Domestic Violence Victims						
Offense	Reported	Cleared	Crimes Against Property			
Murder	0	0	Arson	1	1	1
Aggravated Assault	2	2	Bribery	0	0	0
Simple Assault	3	3	Burglary	4	1	1
Intimidation	0	0	Counterfeiting/Forgery	0	0	0
Stalking	0	0	Destruction/Damage/Vandalism	0	0	0
Forcible Rape	0	0	Embezzlement	0	0	0
Forcible Sodomy	0	0	Extortion/Blackmail	0	0	0
Sexual Assault W/Object	0	0	Fraud - False Pretenses	0	0	0
Forcible Fondling	0	0	Fraud - Credit Card/ATM	0	0	0
Incest	0	0	Fraud - Impersonation	0	0	0
Statutory Rape	0	0	Fraud - Welfare	0	0	0
Kidnapping/Abduction	0	0	Fraud - Wire	0	0	0
Commercial Sex Acts	0	0	Fraud - Identity Theft	0	0	0
Involuntary Servitude	0	0	Fraud - Computer Hacking/Invasion	0	0	0
Total	5	5	Robbery	0	0	0
			Theft - Pocket-picking	0	0	0
			Theft - Purse Snatching	0	0	0
			Theft - Shoplifting	0	0	0
			Theft From Building	2	2	2
			Theft From Coin Machine	0	0	0
			Theft From Motor Vehicle	0	0	0
			Theft of Motor Vehicle Parts	0	0	0
			Theft - All Other Larceny	4	0	0
			Motor Vehicle Theft	2	0	0
			Stolen Property Offenses	0	0	0
			Crimes Against Society			
			Animal Cruelty	0	0	0
			Drug/Narcotic Violations	5	5	6
			Drug/Narcotic Equipment Violations	3	3	1
			Gambling - Betting/Wagering	0	0	0
			Gambling - Operating/Promoting	0	0	0
			Gambling - Equipment Violations	0	0	0
			Gambling - Sports Tampering	0	0	0
			Pornography/Obscene Material	0	0	0
			Prostitution	0	0	0
			Prostitution Assisting/Promoting	0	0	0
			Purchasing Prostitution	0	0	0
			Weapon Law Violations	1	1	1
			Total Group A Offenses	28	19	18
						0

Crime in Tennessee 2022

(*) Offenses are counted using the FBI Units of Count for Crime

(**) The 'Arrests' column shows arrests made for incidents during the selected period, regardless of arrest date. Arrest counts for the same period may change over time.

Polk County Sheriff's Office - NIBRS Agency Crime Overview - 2022

2022 Population Estimate		N/A	Offenses (*)		Arrests (**)	
Offense Overview			Reported	Cleared	Adult	Juvenile
Group A Offenses						
Crimes Against Persons						
Offense Total	955	Murder	2	2	1	0
Number Cleared	545	Negligent Manslaughter	0	0	0	0
Percent Cleared	57.07%	Negligent Vehicular Manslaughter	0	0	0	0
Group A Crimes per 100,000 population	N/A	Kidnapping/Abduction	2	2	0	0
		Forcible Rape	3	2	2	0
		Forcible Sodomy	1	1	0	1
		Sexual Assault W/Object	0	0	0	0
		Forcible Fondling	6	2	1	0
Arrest Overview		Incest	0	0	0	0
Total Arrests	703	Statutory Rape	0	0	0	0
Adult Arrests	687	Aggravated Assault	26	22	12	0
Juvenile Arrests	16	Simple Assault	68	44	26	2
Unknown Age	0	Intimidation	29	24	22	0
Arrests per 100,000 population	N/A	Stalking	1	0	0	0
		Commercial Sex Acts	0	0	0	0
Average number offenses/incident	1.34	Involuntary Servitude	0	0	0	0
		Crimes Against Property				
Domestic Violence Victims		Arson	2	1	1	0
Offense	Reported	Cleared	Bribery	0	0	0
Murder	1	1	Burglary	51	9	9
Aggravated Assault	18	14	Counterfeiting/Forgery	4	2	1
Simple Assault	54	34	Destruction/Damage/Vandalism	82	14	6
Intimidation	20	18	Embezzlement	0	0	0
Stalking	1	0	Extortion/Blackmail	0	0	0
Forcible Rape	1	1	Fraud - False Pretenses	1	0	0
Forcible Sodomy	0	0	Fraud - Credit Card/ATM	5	1	0
Sexual Assault W/Object	0	0	Fraud - Impersonation	6	5	2
Forcible Fondling	2	0	Fraud - Welfare	0	0	0
Incest	0	0	Fraud - Wire	0	0	0
Statutory Rape	0	0	Fraud - Identity Theft	0	0	0
Kidnapping/Abduction	1	1	Fraud - Computer Hacking/Invasion	0	0	0
Commercial Sex Acts	0	0	Robbery	1	1	1
Involuntary Servitude	0	0	Theft - Pocket-picking	3	0	0
Total	98	69	Theft - Purse Snatching	0	0	0
			Theft - Shoplifting	13	4	4
			Theft From Building	16	2	2
Group B Arrests			Theft From Coin Machine	2	0	0
Offense	Adult	Juvenile	Theft From Motor Vehicle	21	4	3
Bad Checks	0	0	Theft of Motor Vehicle Parts	6	2	1
Curfew/Vagrancy	0	0	Theft - All Other Larceny	100	8	8
Disorderly Conduct	4	1	Motor Vehicle Theft	61	15	13
DUI	24	0	Stolen Property Offenses	0	0	0
Drunkenness	20	0	Crimes Against Society			
Family-Non Violent	3	0	Animal Cruelty	0	0	0
Liquor Law Violations	1	0	Drug/Narcotic Violations	215	183	167
Peeping Tom	0	0	Drug/Narcotic Equipment Violations	216	187	70
Trespass	6	0	Gambling - Betting/Wagering	0	0	0
All Other Offenses	273	7	Gambling - Operating/Promoting	0	0	0
Total Group B	331	8	Gambling - Equipment Violations	0	0	0
			Gambling - Sports Tampering	0	0	0
			Pornography/Obscene Material	0	0	0
			Prostitution	0	0	0
			Prostitution Assisting/Promoting	0	0	0
			Purchasing Prostitution	0	0	0
			Weapon Law Violations	12	8	4
			Total Group A Offenses	955	545	356
						8

Crime in Tennessee 2022

(*) Offenses are counted using the FBI Units of Count for Crime

(**) The 'Arrests' column shows arrests made for incidents during the selected period, regardless of arrest date. Arrest counts for the same period may change over time.

Putnam County Sheriff's Office - NIBRS Agency Crime Overview - 2022

2022 Population Estimate		N/A	Offenses (*)		Arrests (**)		
			Reported	Cleared	Adult	Juvenile	
Offense Overview			Group A Offenses				
			Crimes Against Persons				
Offense Total	1,065		Murder	1	1	0	0
Number Cleared	414		Negligent Manslaughter	1	1	1	0
Percent Cleared	38.87%		Negligent Vehicular Manslaughter	0	0	0	0
Group A Crimes per 100,000 population	N/A		Kidnapping/Abduction	1	1	1	0
			Forcible Rape	4	2	0	0
			Forcible Sodomy	2	0	0	0
			Sexual Assault W/Object	0	0	0	0
			Forcible Fondling	7	5	0	0
Arrest Overview			Incest	0	0	0	0
Total Arrests	1,006		Statutory Rape	2	1	1	0
Adult Arrests	958		Aggravated Assault	56	36	28	0
Juvenile Arrests	48		Simple Assault	198	104	75	10
Unknown Age	0		Intimidation	38	8	7	0
Arrests per 100,000 population	N/A		Stalking	1	0	0	0
			Commercial Sex Acts	0	0	0	0
Average number offenses/incident	1.20		Involuntary Servitude	0	0	0	0
			Crimes Against Property				
Domestic Violence Victims			Arson	1	0	0	0
Offense	Reported	Cleared	Bribery	0	0	0	0
Murder	0	0	Burglary	70	9	6	0
Aggravated Assault	10	8	Counterfeiting/Forgery	11	5	3	0
Simple Assault	44	29	Destruction/Damage/Vandalism	73	8	7	4
Intimidation	2	0	Embezzlement	2	0	0	0
Stalking	0	0	Extortion/Blackmail	1	0	0	0
Forcible Rape	1	0	Fraud - False Pretenses	5	2	3	0
Forcible Sodomy	0	0	Fraud - Credit Card/ATM	4	0	0	0
Sexual Assault W/Object	0	0	Fraud - Impersonation	2	0	0	0
Forcible Fondling	0	0	Fraud - Welfare	0	0	0	0
Incest	0	0	Fraud - Wire	0	0	0	0
Statutory Rape	0	0	Fraud - Identity Theft	1	1	3	0
Kidnapping/Abduction	1	1	Fraud - Computer Hacking/Invasion	0	0	0	0
Commercial Sex Acts	0	0	Robbery	0	0	0	0
Involuntary Servitude	0	0	Theft - Pocket-picking	0	0	0	0
Total	58	38	Theft - Purse Snatching	1	0	0	0
			Theft - Shoplifting	11	3	3	0
			Theft From Building	8	2	2	0
Group B Arrests			Theft From Coin Machine	0	0	0	0
Offense	Adult	Juvenile	Theft From Motor Vehicle	30	1	0	0
Bad Checks	1	0	Theft of Motor Vehicle Parts	5	0	0	0
Curfew/Vagrancy	0	0	Theft - All Other Larceny	148	12	5	4
Disorderly Conduct	9	2	Motor Vehicle Theft	28	6	3	0
DUI	33	0	Stolen Property Offenses	6	0	0	0
Drunkenness	46	0	Crimes Against Society				
Family-Non Violent	2	0	Animal Cruelty	0	0	0	0
Liquor Law Violations	4	8	Drug/Narcotic Violations	232	128	90	16
Peeping Tom	0	0	Drug/Narcotic Equipment Violations	92	62	13	1
Trespass	24	0	Gambling - Betting/Wagering	0	0	0	0
All Other Offenses	586	2	Gambling - Operating/Promoting	0	0	0	0
Total Group B	705	12	Gambling - Equipment Violations	0	0	0	0
			Gambling - Sports Tampering	0	0	0	0
			Pornography/Obscene Material	5	2	1	1
			Prostitution	0	0	0	0
			Prostitution Assisting/Promoting	0	0	0	0
			Purchasing Prostitution	0	0	0	0
			Weapon Law Violations	18	14	1	0
			Total Group A Offenses	1,065	414	253	36

Crime in Tennessee 2022

(*) Offenses are counted using the FBI Units of Count for Crime

(**) The 'Arrests' column shows arrests made for incidents during the selected period, regardless of arrest date. Arrest counts for the same period may change over time.

Rhea County Sheriff's Office - NIBRS Agency Crime Overview - 2022

2022 Population Estimate		N/A	Offenses (*)		Arrests (**)		
			Reported	Cleared	Adult	Juvenile	
Offense Overview			Group A Offenses				
			Crimes Against Persons				
Offense Total	495		Murder	0	0	0	0
Number Cleared	221		Negligent Manslaughter	0	0	0	0
Percent Cleared	44.65%		Negligent Vehicular Manslaughter	0	0	0	0
Group A Crimes per 100,000 population	N/A		Kidnapping/Abduction	0	0	0	0
			Forcible Rape	0	0	0	0
			Forcible Sodomy	1	0	0	0
			Sexual Assault W/Object	0	0	0	0
			Forcible Fondling	1	0	0	0
Arrest Overview			Incest	0	0	0	0
Total Arrests	646		Statutory Rape	0	0	0	0
Adult Arrests	627		Aggravated Assault	25	21	12	0
Juvenile Arrests	19		Simple Assault	76	42	30	3
Unknown Age	0		Intimidation	11	4	3	0
Arrests per 100,000 population	N/A		Stalking	0	0	0	0
			Commercial Sex Acts	0	0	0	0
Average number offenses/incident	1.34		Involuntary Servitude	0	0	0	0
			Crimes Against Property				
Domestic Violence Victims			Arson	0	0	0	0
Offense	Reported	Cleared	Bribery	0	0	0	0
Murder	0	0	Burglary	16	3	2	0
Aggravated Assault	10	6	Counterfeiting/Forgery	3	1	0	0
Simple Assault	47	30	Destruction/Damage/Vandalism	54	9	1	0
Intimidation	7	3	Embezzlement	0	0	0	0
Stalking	0	0	Extortion/Blackmail	0	0	0	0
Forcible Rape	0	0	Fraud - False Pretenses	1	0	0	0
Forcible Sodomy	1	0	Fraud - Credit Card/ATM	2	1	0	0
Sexual Assault W/Object	0	0	Fraud - Impersonation	2	1	0	0
Forcible Fondling	0	0	Fraud - Welfare	0	0	0	0
Incest	0	0	Fraud - Wire	3	0	0	0
Statutory Rape	0	0	Fraud - Identity Theft	5	0	0	0
Kidnapping/Abduction	0	0	Fraud - Computer Hacking/Invasion	0	0	0	0
Commercial Sex Acts	0	0	Robbery	1	1	1	0
Involuntary Servitude	0	0	Theft - Pocket-picking	0	0	0	0
Total	65	39	Theft - Purse Snatching	0	0	0	0
			Theft - Shoplifting	3	0	0	0
Group B Arrests			Theft From Building	13	1	1	0
Offense	Adult	Juvenile	Theft From Coin Machine	0	0	0	0
Bad Checks	0	0	Theft From Motor Vehicle	5	0	0	0
Curfew/Vagrancy	0	0	Theft of Motor Vehicle Parts	4	0	0	0
Disorderly Conduct	2	5	Theft - All Other Larceny	44	2	2	0
DUI	15	1	Motor Vehicle Theft	16	5	5	0
Drunkenness	32	0	Stolen Property Offenses	0	0	0	0
Family-Non Violent	0	0	Crimes Against Society				
Liquor Law Violations	0	0	Animal Cruelty	0	0	0	0
Peeping Tom	0	0	Drug/Narcotic Violations	126	76	73	2
Trespass	6	0	Drug/Narcotic Equipment Violations	75	50	4	1
All Other Offenses	437	7	Gambling - Betting/Wagering	0	0	0	0
Total Group B	492	13	Gambling - Operating/Promoting	0	0	0	0
			Gambling - Equipment Violations	0	0	0	0
			Gambling - Sports Tampering	0	0	0	0
			Pornography/Obscene Material	0	0	0	0
			Prostitution	0	0	0	0
			Prostitution Assisting/Promoting	0	0	0	0
			Purchasing Prostitution	0	0	0	0
			Weapon Law Violations	8	4	1	0
			Total Group A Offenses	495	221	135	6

Crime in Tennessee 2022

(*) Offenses are counted using the FBI Units of Count for Crime

(**) The 'Arrests' column shows arrests made for incidents during the selected period, regardless of arrest date. Arrest counts for the same period may change over time.

Roane County Sheriff's Office - NIBRS Agency Crime Overview - 2022

2022 Population Estimate		N/A	Offenses (*)		Arrests (**)		
Offense Overview			Reported	Cleared	Adult	Juvenile	
Offense Total		837	Group A Offenses				
Number Cleared		483	Crimes Against Persons				
Percent Cleared		57.71%	Murder	4	4	4	0
Group A Crimes per 100,000 population		N/A	Negligent Manslaughter	0	0	0	0
			Negligent Vehicular Manslaughter	0	0	0	0
			Kidnapping/Abduction	11	10	5	1
			Forcible Rape	7	5	2	0
			Forcible Sodomy	1	1	0	0
			Sexual Assault W/Object	0	0	0	0
Arrest Overview			Forcible Fondling	3	3	0	3
Total Arrests		1,563	Incest	0	0	0	0
Adult Arrests		1,394	Statutory Rape	0	0	0	0
Juvenile Arrests		169	Aggravated Assault	38	33	18	0
Unknown Age		0	Simple Assault	183	149	96	10
Arrests per 100,000 population		N/A	Intimidation	11	2	1	0
			Stalking	6	4	2	0
			Commercial Sex Acts	0	0	0	0
Average number offenses/incident		1.30	Involuntary Servitude	0	0	0	0
			Crimes Against Property				
Domestic Violence Victims			Arson	0	0	0	0
Offense	Reported	Cleared	Bribery	0	0	0	0
Murder	0	0	Burglary	66	17	13	1
Aggravated Assault	20	18	Counterfeiting/Forgery	0	0	0	0
Simple Assault	130	109	Destruction/Damage/Vandalism	91	34	15	0
Intimidation	2	1	Embezzlement	0	0	0	0
Stalking	1	1	Extortion/Blackmail	0	0	0	0
Forcible Rape	3	2	Fraud - False Pretenses	9	3	1	0
Forcible Sodomy	1	1	Fraud - Credit Card/ATM	4	0	0	0
Sexual Assault W/Object	0	0	Fraud - Impersonation	12	1	1	0
Forcible Fondling	0	0	Fraud - Welfare	0	0	0	0
Incest	0	0	Fraud - Wire	6	1	1	0
Statutory Rape	0	0	Fraud - Identity Theft	0	0	0	0
Kidnapping/Abduction	6	5	Fraud - Computer Hacking/Invasion	0	0	0	0
Commercial Sex Acts	0	0	Robbery	1	1	0	0
Involuntary Servitude	0	0	Theft - Pocket-picking	0	0	0	0
Total	163	137	Theft - Purse Snatching	0	0	0	0
			Theft - Shoplifting	0	0	0	0
Group B Arrests			Theft From Building	27	4	7	0
Offense	Adult	Juvenile	Theft From Coin Machine	1	0	0	0
Bad Checks	0	0	Theft From Motor Vehicle	34	8	5	1
Curfew/Vagrancy	0	0	Theft of Motor Vehicle Parts	14	2	4	0
Disorderly Conduct	4	5	Theft - All Other Larceny	71	13	5	0
DUI	23	0	Motor Vehicle Theft	44	25	17	2
Drunkenness	35	0	Stolen Property Offenses	1	1	0	0
Family-Non Violent	105	0	Crimes Against Society				
Liquor Law Violations	2	9	Animal Cruelty	1	0	0	0
Peeping Tom	0	0	Drug/Narcotic Violations	120	100	90	3
Trespass	16	0	Drug/Narcotic Equipment Violations	47	41	14	0
All Other Offenses	905	132	Gambling - Betting/Wagering	0	0	0	0
Total Group B	1,090	146	Gambling - Operating/Promoting	0	0	0	0
			Gambling - Equipment Violations	0	0	0	0
			Gambling - Sports Tampering	0	0	0	0
			Pornography/Obscene Material	1	1	0	0
			Prostitution	0	0	0	0
			Prostitution Assisting/Promoting	0	0	0	0
			Purchasing Prostitution	0	0	0	0
			Weapon Law Violations	23	20	3	2
			Total Group A Offenses	837	483	304	23

Crime in Tennessee 2022

(*) Offenses are counted using the FBI Units of Count for Crime

(**) The 'Arrests' column shows arrests made for incidents during the selected period, regardless of arrest date. Arrest counts for the same period may change over time.

Robertson County Sheriff's Office - NIBRS Agency Crime Overview - 2022

2022 Population Estimate		N/A	Offenses (*)		Arrests (**)	
Offense Overview			Reported	Cleared	Adult	Juvenile
Group A Offenses						
Crimes Against Persons						
Offense Total	1,326	Murder	3	3	2	0
Number Cleared	1,050	Negligent Manslaughter	0	0	1	0
Percent Cleared	79.19%	Negligent Vehicular Manslaughter	0	0	0	0
Group A Crimes per 100,000 population	N/A	Kidnapping/Abduction	5	4	3	0
		Forcible Rape	2	2	0	0
		Forcible Sodomy	0	0	0	0
		Sexual Assault W/Object	0	0	0	0
		Forcible Fondling	13	10	4	0
Arrest Overview		Incest	0	0	0	0
Total Arrests	1,023	Statutory Rape	0	0	0	0
Adult Arrests	963	Aggravated Assault	51	41	30	2
Juvenile Arrests	60	Simple Assault	259	217	76	19
Unknown Age	0	Intimidation	23	20	12	0
Arrests per 100,000 population	N/A	Stalking	4	4	3	0
		Commercial Sex Acts	0	0	0	0
Average number offenses/incident	1.29	Involuntary Servitude	0	0	0	0
		Crimes Against Property				
Domestic Violence Victims		Arson	3	1	0	0
Offense	Reported	Cleared	Bribery	0	0	0
Murder	1	1	Burglary	29	16	19
Aggravated Assault	20	19	Counterfeiting/Forgery	13	4	3
Simple Assault	196	166	Destruction/Damage/Vandalism	49	28	10
Intimidation	13	12	Embezzlement	0	0	0
Stalking	1	1	Extortion/Blackmail	0	0	0
Forcible Rape	1	1	Fraud - False Pretenses	0	0	0
Forcible Sodomy	0	0	Fraud - Credit Card/ATM	3	0	0
Sexual Assault W/Object	0	0	Fraud - Impersonation	5	5	4
Forcible Fondling	4	3	Fraud - Welfare	0	0	0
Incest	0	0	Fraud - Wire	0	0	0
Statutory Rape	0	0	Fraud - Identity Theft	0	0	0
Kidnapping/Abduction	1	1	Fraud - Computer Hacking/Invasion	0	0	0
Commercial Sex Acts	0	0	Robbery	0	0	0
Involuntary Servitude	0	0	Theft - Pocket-picking	0	0	0
Total	237	204	Theft - Purse Snatching	0	0	0
			Theft - Shoplifting	9	6	2
			Theft From Building	25	11	7
Group B Arrests			Theft From Coin Machine	0	0	0
Offense	Adult	Juvenile	Theft From Motor Vehicle	31	9	0
Bad Checks	0	0	Theft of Motor Vehicle Parts	6	0	1
Curfew/Vagrancy	0	0	Theft - All Other Larceny	68	22	15
Disorderly Conduct	6	0	Motor Vehicle Theft	42	20	10
DUI	109	2	Stolen Property Offenses	10	5	2
Drunkenness	13	2	Crimes Against Society			
Family-Non Violent	4	2	Animal Cruelty	3	3	4
Liquor Law Violations	6	1	Drug/Narcotic Violations	453	406	411
Peeping Tom	0	0	Drug/Narcotic Equipment Violations	188	185	41
Trespass	9	0	Gambling - Betting/Wagering	0	0	0
All Other Offenses	145	14	Gambling - Operating/Promoting	0	0	0
Total Group B	292	21	Gambling - Equipment Violations	0	0	0
			Gambling - Sports Tampering	0	0	0
			Pornography/Obscene Material	0	0	0
			Prostitution	0	0	0
			Prostitution Assisting/Promoting	0	0	0
			Purchasing Prostitution	0	0	0
			Weapon Law Violations	29	28	11
			Total Group A Offenses	1,326	1,050	671
						39

Crime in Tennessee 2022

(*) Offenses are counted using the FBI Units of Count for Crime

(**) The 'Arrests' column shows arrests made for incidents during the selected period, regardless of arrest date. Arrest counts for the same period may change over time.

Rutherford County Sheriff's Office - NIBRS Agency Crime Overview - 2022

2022 Population Estimate		N/A	Offenses (*)		Arrests (**)		
			Reported	Cleared	Adult	Juvenile	
Offense Overview			Group A Offenses				
			Crimes Against Persons				
Offense Total	4,043		Murder	1	1	1	0
Number Cleared	1,697		Negligent Manslaughter	0	0	0	0
Percent Cleared	41.97%		Negligent Vehicular Manslaughter	0	0	0	0
Group A Crimes per 100,000 population	N/A		Kidnapping/Abduction	14	10	10	0
			Forcible Rape	19	2	1	1
			Forcible Sodomy	5	1	1	0
			Sexual Assault W/Object	4	1	0	0
			Forcible Fondling	40	12	5	1
Arrest Overview			Incest	0	0	0	0
Total Arrests	5,629		Statutory Rape	3	0	0	0
Adult Arrests	5,270		Aggravated Assault	246	129	80	19
Juvenile Arrests	359		Simple Assault	706	386	177	134
Unknown Age	0		Intimidation	185	55	29	10
Arrests per 100,000 population	N/A		Stalking	26	4	2	0
			Commercial Sex Acts	0	0	0	0
Average number offenses/incident	1.34		Involuntary Servitude	1	0	0	0
			Crimes Against Property				
Domestic Violence Victims			Arson	5	3	0	0
Offense	Reported	Cleared	Bribery	0	0	0	0
Murder	0	0	Burglary	62	12	10	1
Aggravated Assault	104	67	Counterfeiting/Forgery	34	2	3	0
Simple Assault	389	233	Destruction/Damage/Vandalism	231	61	13	6
Intimidation	68	37	Embezzlement	3	1	1	0
Stalking	16	3	Extortion/Blackmail	19	4	1	1
Forcible Rape	6	2	Fraud - False Pretenses	233	10	5	0
Forcible Sodomy	3	1	Fraud - Credit Card/ATM	133	7	3	1
Sexual Assault W/Object	2	1	Fraud - Impersonation	13	10	6	0
Forcible Fondling	11	3	Fraud - Welfare	0	0	0	0
Incest	0	0	Fraud - Wire	23	1	0	0
Statutory Rape	0	0	Fraud - Identity Theft	1	0	3	0
Kidnapping/Abduction	13	10	Fraud - Computer Hacking/Invasion	0	0	0	0
Commercial Sex Acts	0	0	Robbery	12	6	3	2
Involuntary Servitude	0	0	Theft - Pocket-picking	1	0	0	0
Total	612	357	Theft - Purse Snatching	1	0	0	0
			Theft - Shoplifting	28	15	12	2
			Theft From Building	39	8	4	3
Group B Arrests			Theft From Coin Machine	0	0	0	0
Offense	Adult	Juvenile	Theft From Motor Vehicle	108	8	3	4
Bad Checks	1	0	Theft of Motor Vehicle Parts	31	2	0	0
Curfew/Vagrancy	0	0	Theft - All Other Larceny	225	31	25	5
Disorderly Conduct	8	19	Motor Vehicle Theft	107	21	13	5
DUI	454	1	Stolen Property Offenses	7	5	4	0
Drunkenness	15	2	Crimes Against Society				
Family-Non Violent	2	0	Animal Cruelty	8	4	1	0
Liquor Law Violations	11	2	Drug/Narcotic Violations	807	481	386	70
Peeping Tom	0	0	Drug/Narcotic Equipment Violations	495	299	41	1
Trespass	18	2	Gambling - Betting/Wagering	0	0	0	0
All Other Offenses	3,883	51	Gambling - Operating/Promoting	0	0	0	0
Total Group B	4,392	77	Gambling - Equipment Violations	0	0	0	0
			Gambling - Sports Tampering	0	0	0	0
			Pornography/Obscene Material	36	4	0	3
			Prostitution	0	0	0	0
			Prostitution Assisting/Promoting	2	2	2	0
			Purchasing Prostitution	0	0	0	0
			Weapon Law Violations	129	99	33	13
			Total Group A Offenses	4,043	1,697	878	282

Crime in Tennessee 2022

(*) Offenses are counted using the FBI Units of Count for Crime

(**) The 'Arrests' column shows arrests made for incidents during the selected period, regardless of arrest date. Arrest counts for the same period may change over time.

Scott County Sheriff's Office - NIBRS Agency Crime Overview - 2022

2022 Population Estimate		N/A	Offenses (*)		Arrests (**)		
			Reported	Cleared	Adult	Juvenile	
Offense Overview			Group A Offenses				
Crimes Against Persons							
Offense Total	343		Murder	0	0	0	0
Number Cleared	163		Negligent Manslaughter	0	0	0	0
Percent Cleared	47.52%		Negligent Vehicular Manslaughter	0	0	0	0
Group A Crimes per 100,000 population	N/A		Kidnapping/Abduction	0	0	0	0
			Forcible Rape	1	0	0	0
			Forcible Sodomy	0	0	0	0
			Sexual Assault W/Object	0	0	0	0
			Forcible Fondling	0	0	0	0
Arrest Overview			Incest	0	0	0	0
Total Arrests	645		Statutory Rape	1	0	0	0
Adult Arrests	641		Aggravated Assault	7	7	7	0
Juvenile Arrests	4		Simple Assault	50	36	32	3
Unknown Age	0		Intimidation	15	2	2	0
Arrests per 100,000 population	N/A		Stalking	1	0	0	0
			Commercial Sex Acts	0	0	0	0
Average number offenses/incident	1.15		Involuntary Servitude	0	0	0	0
			Crimes Against Property				
Domestic Violence Victims							
Offense	Reported	Cleared	Arson	0	0	0	0
Murder	0	0	Bribery	0	0	0	0
Aggravated Assault	5	5	Burglary	39	10	12	0
Simple Assault	30	26	Counterfeiting/Forgery	4	2	2	0
Intimidation	3	0	Destruction/Damage/Vandalism	37	12	10	1
Stalking	0	0	Embezzlement	0	0	0	0
Forcible Rape	1	0	Extortion/Blackmail	0	0	0	0
Forcible Sodomy	0	0	Fraud - False Pretenses	0	0	0	0
Sexual Assault W/Object	0	0	Fraud - Credit Card/ATM	4	1	1	0
Forcible Fondling	0	0	Fraud - Impersonation	0	0	0	0
Incest	0	0	Fraud - Welfare	0	0	0	0
Statutory Rape	0	0	Fraud - Wire	0	0	0	0
Kidnapping/Abduction	0	0	Fraud - Identity Theft	0	0	0	0
Commercial Sex Acts	0	0	Fraud - Computer Hacking/Invasion	0	0	0	0
Involuntary Servitude	0	0	Robbery	0	0	0	0
Total	39	31	Theft - Pocket-picking	2	0	0	0
			Theft - Purse Snatching	0	0	0	0
			Theft - Shoplifting	1	1	1	0
			Theft From Building	19	5	5	0
			Theft From Coin Machine	0	0	0	0
			Theft From Motor Vehicle	21	0	0	0
			Theft of Motor Vehicle Parts	8	1	1	0
			Theft - All Other Larceny	37	8	7	0
			Motor Vehicle Theft	20	4	4	0
			Stolen Property Offenses	0	0	0	0
			Crimes Against Society				
			Animal Cruelty	0	0	0	0
			Drug/Narcotic Violations	45	45	45	0
			Drug/Narcotic Equipment Violations	27	25	6	0
			Gambling - Betting/Wagering	0	0	0	0
			Gambling - Operating/Promoting	0	0	0	0
			Gambling - Equipment Violations	0	0	0	0
			Gambling - Sports Tampering	0	0	0	0
			Pornography/Obscene Material	0	0	0	0
			Prostitution	0	0	0	0
			Prostitution Assisting/Promoting	0	0	0	0
			Purchasing Prostitution	0	0	0	0
			Weapon Law Violations	4	4	0	0
			Total Group A Offenses	343	163	135	4
Group B Arrests							
Offense	Adult	Juvenile					
Bad Checks	1	0					
Curfew/Vagrancy	0	0					
Disorderly Conduct	18	0					
DUI	13	0					
Drunkenness	6	0					
Family-Non Violent	5	0					
Liquor Law Violations	0	0					
Peeping Tom	0	0					
Trespass	12	0					
All Other Offenses	451	0					
Total Group B	506	0					

Crime in Tennessee 2022

(*) Offenses are counted using the FBI Units of Count for Crime

(**) The 'Arrests' column shows arrests made for incidents during the selected period, regardless of arrest date. Arrest counts for the same period may change over time.

Sequatchie County Sheriff's Office - NIBRS Agency Crime Overview - 2022

2022 Population Estimate		N/A	Offenses (*)		Arrests (**)		
			Reported	Cleared	Adult	Juvenile	
Offense Overview			Group A Offenses				
			Crimes Against Persons				
Offense Total	391		Murder	0	0	0	0
Number Cleared	220		Negligent Manslaughter	0	0	0	0
Percent Cleared	56.27%		Negligent Vehicular Manslaughter	0	0	0	0
Group A Crimes per 100,000 population	N/A		Kidnapping/Abduction	0	0	0	0
			Forcible Rape	4	2	1	0
			Forcible Sodomy	0	0	0	0
			Sexual Assault W/Object	1	1	1	0
			Forcible Fondling	1	0	0	0
Arrest Overview			Incest	0	0	0	0
Total Arrests	254		Statutory Rape	0	0	0	0
Adult Arrests	243		Aggravated Assault	30	26	14	0
Juvenile Arrests	11		Simple Assault	44	36	13	1
Unknown Age	0		Intimidation	16	11	3	0
Arrests per 100,000 population	N/A		Stalking	1	0	0	0
			Commercial Sex Acts	0	0	0	0
Average number offenses/incident	1.33		Involuntary Servitude	0	0	0	0
			Crimes Against Property				
Domestic Violence Victims			Arson	1	1	1	0
Offense	Reported	Cleared	Bribery	0	0	0	0
Murder	0	0	Burglary	13	6	4	0
Aggravated Assault	17	14	Counterfeiting/Forgery	4	2	1	0
Simple Assault	29	23	Destruction/Damage/Vandalism	28	6	0	3
Intimidation	9	8	Embezzlement	0	0	0	0
Stalking	1	0	Extortion/Blackmail	0	0	0	0
Forcible Rape	2	1	Fraud - False Pretenses	5	1	1	0
Forcible Sodomy	0	0	Fraud - Credit Card/ATM	2	1	0	0
Sexual Assault W/Object	1	1	Fraud - Impersonation	3	3	1	0
Forcible Fondling	0	0	Fraud - Welfare	0	0	0	0
Incest	0	0	Fraud - Wire	0	0	0	0
Statutory Rape	0	0	Fraud - Identity Theft	2	0	0	0
Kidnapping/Abduction	0	0	Fraud - Computer Hacking/Invasion	0	0	0	0
Commercial Sex Acts	0	0	Robbery	0	0	0	0
Involuntary Servitude	0	0	Theft - Pocket-picking	0	0	0	0
Total	59	47	Theft - Purse Snatching	0	0	0	0
			Theft - Shoplifting	13	2	2	0
			Theft From Building	10	0	0	0
Group B Arrests			Theft From Coin Machine	0	0	0	0
Offense	Adult	Juvenile	Theft From Motor Vehicle	8	0	0	0
Bad Checks	0	0	Theft of Motor Vehicle Parts	6	0	0	0
Curfew/Vagrancy	0	0	Theft - All Other Larceny	43	7	4	0
Disorderly Conduct	10	3	Motor Vehicle Theft	29	7	4	0
DUI	12	0	Stolen Property Offenses	0	0	0	0
Drunkenness	13	0	Crimes Against Society				
Family-Non Violent	1	0	Animal Cruelty	0	0	0	0
Liquor Law Violations	0	0	Drug/Narcotic Violations	79	68	55	0
Peeping Tom	0	0	Drug/Narcotic Equipment Violations	44	36	1	0
Trespass	5	0	Gambling - Betting/Wagering	0	0	0	0
All Other Offenses	94	4	Gambling - Operating/Promoting	0	0	0	0
Total Group B	135	7	Gambling - Equipment Violations	0	0	0	0
			Gambling - Sports Tampering	0	0	0	0
			Pornography/Obscene Material	0	0	0	0
			Prostitution	0	0	0	0
			Prostitution Assisting/Promoting	0	0	0	0
			Purchasing Prostitution	0	0	0	0
			Weapon Law Violations	4	4	2	0
			Total Group A Offenses	391	220	108	4

Crime in Tennessee 2022

(*) Offenses are counted using the FBI Units of Count for Crime

(**) The 'Arrests' column shows arrests made for incidents during the selected period, regardless of arrest date. Arrest counts for the same period may change over time.

Sevier County Sheriff's Office - NIBRS Agency Crime Overview - 2022

2022 Population Estimate		N/A	Offenses (*)		Arrests (**)		
			Reported	Cleared	Adult	Juvenile	
Offense Overview			Group A Offenses				
			Crimes Against Persons				
Offense Total	2,144		Murder	3	0	0	0
Number Cleared	765		Negligent Manslaughter	1	0	0	0
Percent Cleared	35.68%		Negligent Vehicular Manslaughter	0	0	0	0
Group A Crimes per 100,000 population	N/A		Kidnapping/Abduction	14	8	4	0
			Forcible Rape	18	1	1	0
			Forcible Sodomy	0	0	0	0
			Sexual Assault W/Object	0	0	0	0
			Forcible Fondling	20	2	2	0
			Incest	1	0	0	0
Arrest Overview			Statutory Rape	6	2	2	0
Total Arrests	980		Aggravated Assault	138	77	57	2
Adult Arrests	956		Simple Assault	395	256	99	10
Juvenile Arrests	24		Intimidation	252	116	11	0
Unknown Age	0		Stalking	8	6	0	0
Arrests per 100,000 population	N/A		Commercial Sex Acts	0	0	0	0
			Involuntary Servitude	0	0	0	0
Average number offenses/incident	1.17		Crimes Against Property				
			Arson	2	0	0	0
			Bribery	0	0	0	0
			Burglary	148	16	12	3
			Counterfeiting/Forgery	33	1	1	0
			Destruction/Damage/Vandalism	187	17	6	1
			Embezzlement	2	1	1	0
			Extortion/Blackmail	5	0	0	0
			Fraud - False Pretenses	56	0	0	0
			Fraud - Credit Card/ATM	27	0	0	0
			Fraud - Impersonation	69	13	14	0
			Fraud - Welfare	0	0	0	0
			Fraud - Wire	17	0	0	0
			Fraud - Identity Theft	0	0	0	0
			Fraud - Computer Hacking/Invasion	1	0	0	0
			Robbery	5	1	0	0
			Theft - Pocket-picking	0	0	0	0
			Theft - Purse Snatching	2	0	0	0
			Theft - Shoplifting	9	3	2	0
			Theft From Building	67	5	1	3
			Theft From Coin Machine	0	0	0	0
			Theft From Motor Vehicle	39	0	0	0
			Theft of Motor Vehicle Parts	25	0	0	0
			Theft - All Other Larceny	181	11	10	1
			Motor Vehicle Theft	79	11	7	2
			Stolen Property Offenses	25	5	5	0
			Crimes Against Society				
			Animal Cruelty	2	1	1	0
			Drug/Narcotic Violations	191	132	150	0
			Drug/Narcotic Equipment Violations	84	55	12	0
			Gambling - Betting/Wagering	0	0	0	0
			Gambling - Operating/Promoting	0	0	0	0
			Gambling - Equipment Violations	0	0	0	0
			Gambling - Sports Tampering	0	0	0	0
			Pornography/Obscene Material	2	1	1	0
			Prostitution	1	1	1	0
			Prostitution Assisting/Promoting	0	0	0	0
			Purchasing Prostitution	0	0	0	0
			Weapon Law Violations	29	23	8	0
			Total Group A Offenses	2,144	765	408	22
Domestic Violence Victims							
Offense	Reported	Cleared					
Murder	0	0					
Aggravated Assault	8	7					
Simple Assault	24	14					
Intimidation	4	4					
Stalking	0	0					
Forcible Rape	0	0					
Forcible Sodomy	0	0					
Sexual Assault W/Object	0	0					
Forcible Fondling	0	0					
Incest	0	0					
Statutory Rape	0	0					
Kidnapping/Abduction	1	0					
Commercial Sex Acts	0	0					
Involuntary Servitude	0	0					
Total	37	25					
Group B Arrests							
Offense	Adult	Juvenile					
Bad Checks	0	0					
Curfew/Vagrancy	0	0					
Disorderly Conduct	8	0					
DUI	127	1					
Drunkenness	39	0					
Family-Non Violent	1	0					
Liquor Law Violations	0	0					
Peeping Tom	0	0					
Trespass	4	0					
All Other Offenses	369	1					
Total Group B	548	2					

Crime in Tennessee 2022

(*) Offenses are counted using the FBI Units of Count for Crime

(**) The 'Arrests' column shows arrests made for incidents during the selected period, regardless of arrest date. Arrest counts for the same period may change over time.

Shelby County Sheriff's Office - NIBRS Agency Crime Overview - 2022

2022 Population Estimate		N/A	Offenses (*)		Arrests (**)		
Offense Overview			Reported	Cleared	Adult	Juvenile	
Offense Total		8,115	Group A Offenses				
Number Cleared		2,228	Crimes Against Persons				
Percent Cleared		27.46%	Murder	9	4	3	0
Group A Crimes per 100,000 population		N/A	Negligent Manslaughter	0	0	0	0
			Negligent Vehicular Manslaughter	0	0	0	0
			Kidnapping/Abduction	14	4	2	1
			Forcible Rape	38	5	1	0
			Forcible Sodomy	6	1	0	0
			Sexual Assault W/Object	4	0	0	0
Arrest Overview			Forcible Fondling	52	4	0	0
Total Arrests		1,402	Incest	0	0	0	0
Adult Arrests		1,093	Statutory Rape	3	1	1	0
Juvenile Arrests		309	Aggravated Assault	588	201	122	5
Unknown Age		0	Simple Assault	1,998	922	272	176
Arrests per 100,000 population		N/A	Intimidation	758	165	22	7
			Stalking	23	2	0	0
			Commercial Sex Acts	0	0	0	0
Average number offenses/incident		1.25	Involuntary Servitude	0	0	0	0
			Crimes Against Property				
Domestic Violence Victims			Arson	6	0	0	0
Offense	Reported	Cleared	Bribery	0	0	0	0
Murder	1	1	Burglary	396	31	27	2
Aggravated Assault	142	76	Counterfeiting/Forgery	41	4	4	0
Simple Assault	870	418	Destruction/Damage/Vandalism	678	114	24	15
Intimidation	251	45	Embezzlement	25	4	3	0
Stalking	17	1	Extortion/Blackmail	18	1	0	0
Forcible Rape	17	2	Fraud - False Pretenses	83	0	0	0
Forcible Sodomy	2	0	Fraud - Credit Card/ATM	15	0	0	0
Sexual Assault W/Object	1	0	Fraud - Impersonation	112	3	3	0
Forcible Fondling	13	2	Fraud - Welfare	0	0	0	0
Incest	0	0	Fraud - Wire	7	0	0	0
Statutory Rape	0	0	Fraud - Identity Theft	0	0	0	0
Kidnapping/Abduction	12	3	Fraud - Computer Hacking/Invasion	0	0	0	0
Commercial Sex Acts	0	0	Robbery	50	3	1	2
Involuntary Servitude	0	0	Theft - Pocket-picking	2	1	5	5
Total	1,326	548	Theft - Purse Snatching	0	0	0	0
			Theft - Shoplifting	192	18	15	0
Group B Arrests			Theft From Building	183	18	2	0
Offense	Adult	Juvenile	Theft From Coin Machine	1	0	0	0
Bad Checks	0	0	Theft From Motor Vehicle	755	11	9	0
Curfew/Vagrancy	1	0	Theft of Motor Vehicle Parts	191	6	2	0
Disorderly Conduct	14	2	Theft - All Other Larceny	289	18	8	0
DUI	34	0	Motor Vehicle Theft	507	18	13	0
Drunkenness	1	0	Stolen Property Offenses	61	41	50	1
Family-Non Violent	2	0	Crimes Against Society				
Liquor Law Violations	2	0	Animal Cruelty	13	4	3	0
Peeping Tom	0	0	Drug/Narcotic Violations	524	330	290	62
Trespass	10	3	Drug/Narcotic Equipment Violations	201	143	8	2
All Other Offenses	99	2	Gambling - Betting/Wagering	0	0	0	0
Total Group B	163	7	Gambling - Operating/Promoting	0	0	0	0
			Gambling - Equipment Violations	0	0	0	0
			Gambling - Sports Tampering	0	0	0	0
			Pornography/Obscene Material	21	5	1	5
			Prostitution	0	0	0	0
			Prostitution Assisting/Promoting	0	0	0	0
			Purchasing Prostitution	0	0	0	0
			Weapon Law Violations	251	146	39	19
			Total Group A Offenses	8,115	2,228	930	302

Crime in Tennessee 2022

(*) Offenses are counted using the FBI Units of Count for Crime

(**) The 'Arrests' column shows arrests made for incidents during the selected period, regardless of arrest date. Arrest counts for the same period may change over time.

Smith County Sheriff's Office - NIBRS Agency Crime Overview - 2022

2022 Population Estimate	N/A	Offenses (*)		Arrests (**)			
		Reported	Cleared	Adult	Juvenile		
Offense Overview		Group A Offenses					
Offense Total	760	Crimes Against Persons					
Number Cleared	556	Murder	0	0	0	0	
Percent Cleared	73.16%	Negligent Manslaughter	0	0	0	0	
Group A Crimes per 100,000 population	N/A	Negligent Vehicular Manslaughter	0	0	0	0	
		Kidnapping/Abduction	0	0	0	0	
		Forcible Rape	1	0	0	0	
		Forcible Sodomy	0	0	0	0	
		Sexual Assault W/Object	0	0	0	0	
Arrest Overview		Forcible Fondling	3	1	1	0	
Total Arrests	1,102	Incest	0	0	0	0	
Adult Arrests	1,074	Statutory Rape	1	1	1	0	
Juvenile Arrests	28	Aggravated Assault	24	23	17	0	
Unknown Age	0	Simple Assault	72	57	49	2	
Arrests per 100,000 population	N/A	Intimidation	40	9	3	7	
		Stalking	3	2	1	1	
		Commercial Sex Acts	0	0	0	0	
Average number offenses/incident	1.40	Involuntary Servitude	0	0	0	0	
		Crimes Against Property					
Domestic Violence Victims		Arson	0	0	0	0	
Offense	Reported	Cleared	Bribery	2	2	3	0
Murder	0	0	Burglary	29	4	5	0
Aggravated Assault	16	16	Counterfeiting/Forgery	1	0	0	0
Simple Assault	48	38	Destruction/Damage/Vandalism	36	8	3	2
Intimidation	18	3	Embezzlement	0	0	0	0
Stalking	1	1	Extortion/Blackmail	0	0	0	0
Forcible Rape	0	0	Fraud - False Pretenses	10	2	2	0
Forcible Sodomy	0	0	Fraud - Credit Card/ATM	3	0	0	0
Sexual Assault W/Object	0	0	Fraud - Impersonation	3	3	1	0
Forcible Fondling	2	1	Fraud - Welfare	0	0	0	0
Incest	0	0	Fraud - Wire	3	0	0	0
Statutory Rape	0	0	Fraud - Identity Theft	0	0	0	0
Kidnapping/Abduction	0	0	Fraud - Computer Hacking/Invasion	0	0	0	0
Commercial Sex Acts	0	0	Robbery	0	0	0	0
Involuntary Servitude	0	0	Theft - Pocket-picking	0	0	0	0
Total	85	59	Theft - Purse Snatching	0	0	0	0
			Theft - Shoplifting	2	1	1	0
Group B Arrests			Theft From Building	13	3	0	1
Offense	Adult	Juvenile	Theft From Coin Machine	0	0	0	0
Bad Checks	4	0	Theft From Motor Vehicle	5	0	0	0
Curfew/Vagrancy	0	0	Theft of Motor Vehicle Parts	27	0	0	0
Disorderly Conduct	1	0	Theft - All Other Larceny	22	2	3	0
DUI	54	0	Motor Vehicle Theft	12	3	3	0
Drunkenness	9	0	Stolen Property Offenses	0	0	0	0
Family-Non Violent	17	0	Crimes Against Society				
Liquor Law Violations	1	0	Animal Cruelty	1	1	2	0
Peeping Tom	0	0	Drug/Narcotic Violations	232	224	244	7
Trespass	7	0	Drug/Narcotic Equipment Violations	162	159	29	0
All Other Offenses	601	0	Gambling - Betting/Wagering	0	0	0	0
Total Group B	694	0	Gambling - Operating/Promoting	0	0	0	0
			Gambling - Equipment Violations	0	0	0	0
			Gambling - Sports Tampering	0	0	0	0
			Pornography/Obscene Material	10	8	2	5
			Prostitution	0	0	0	0
			Prostitution Assisting/Promoting	0	0	0	0
			Purchasing Prostitution	0	0	0	0
			Weapon Law Violations	43	43	10	3
			Total Group A Offenses	760	556	380	28

Crime in Tennessee 2022

(*) Offenses are counted using the FBI Units of Count for Crime

(**) The 'Arrests' column shows arrests made for incidents during the selected period, regardless of arrest date. Arrest counts for the same period may change over time.

Stewart County Sheriff's Office - NIBRS Agency Crime Overview - 2022

2022 Population Estimate		N/A	Offenses (*)		Arrests (**)		
Offense Overview			Reported	Cleared	Adult	Juvenile	
Offense Total		578	Group A Offenses				
Number Cleared		455	Crimes Against Persons				
Percent Cleared		78.72%	Murder	0	0	0	0
Group A Crimes per 100,000 population		N/A	Negligent Manslaughter	0	0	0	0
			Negligent Vehicular Manslaughter	0	0	0	0
			Kidnapping/Abduction	1	1	1	0
			Forcible Rape	3	2	2	0
			Forcible Sodomy	0	0	0	0
			Sexual Assault W/Object	0	0	0	0
Arrest Overview			Forcible Fondling	7	5	3	1
Total Arrests		815	Incest	0	0	0	0
Adult Arrests		807	Statutory Rape	0	0	0	0
Juvenile Arrests		8	Aggravated Assault	19	16	14	0
Unknown Age		0	Simple Assault	43	30	25	3
Arrests per 100,000 population		N/A	Intimidation	1	1	1	0
			Stalking	0	0	0	0
			Commercial Sex Acts	0	0	0	0
Average number offenses/incident		1.49	Involuntary Servitude	0	0	0	0
			Crimes Against Property				
Domestic Violence Victims			Arson	1	0	0	0
Offense	Reported	Cleared	Bribery	0	0	0	0
Murder	0	0	Burglary	22	6	5	0
Aggravated Assault	11	9	Counterfeiting/Forgery	8	4	7	0
Simple Assault	25	21	Destruction/Damage/Vandalism	10	5	0	0
Intimidation	0	0	Embezzlement	1	1	1	0
Stalking	0	0	Extortion/Blackmail	0	0	0	0
Forcible Rape	1	1	Fraud - False Pretenses	4	0	0	0
Forcible Sodomy	0	0	Fraud - Credit Card/ATM	1	0	0	0
Sexual Assault W/Object	0	0	Fraud - Impersonation	7	4	4	1
Forcible Fondling	2	1	Fraud - Welfare	0	0	0	0
Incest	0	0	Fraud - Wire	1	0	0	0
Statutory Rape	0	0	Fraud - Identity Theft	0	0	0	0
Kidnapping/Abduction	0	0	Fraud - Computer Hacking/Invasion	0	0	0	0
Commercial Sex Acts	0	0	Robbery	0	0	0	0
Involuntary Servitude	0	0	Theft - Pocket-picking	0	0	0	0
Total	39	32	Theft - Purse Snatching	0	0	0	0
			Theft - Shoplifting	1	0	0	0
			Theft From Building	12	3	2	0
Group B Arrests			Theft From Coin Machine	0	0	0	0
Offense	Adult	Juvenile	Theft From Motor Vehicle	6	1	2	0
Bad Checks	1	0	Theft of Motor Vehicle Parts	7	1	1	0
Curfew/Vagrancy	0	0	Theft - All Other Larceny	13	3	3	0
Disorderly Conduct	8	0	Motor Vehicle Theft	11	2	2	0
DUI	32	0	Stolen Property Offenses	1	0	0	0
Drunkenness	11	0	Crimes Against Society				
Family-Non Violent	6	0	Animal Cruelty	1	1	1	0
Liquor Law Violations	3	0	Drug/Narcotic Violations	206	192	207	0
Peeping Tom	0	0	Drug/Narcotic Equipment Violations	174	163	30	0
Trespass	4	0	Gambling - Betting/Wagering	0	0	0	0
All Other Offenses	430	3	Gambling - Operating/Promoting	0	0	0	0
Total Group B	495	3	Gambling - Equipment Violations	0	0	0	0
			Gambling - Sports Tampering	0	0	0	0
			Pornography/Obscene Material	1	0	0	0
			Prostitution	0	0	0	0
			Prostitution Assisting/Promoting	0	0	0	0
			Purchasing Prostitution	0	0	0	0
			Weapon Law Violations	16	14	1	0
			Total Group A Offenses	578	455	312	5

Crime in Tennessee 2022

(*) Offenses are counted using the FBI Units of Count for Crime

(**) The 'Arrests' column shows arrests made for incidents during the selected period, regardless of arrest date. Arrest counts for the same period may change over time.

Sullivan County Sheriff's Office - NIBRS Agency Crime Overview - 2022

2022 Population Estimate		N/A	Offenses (*)		Arrests (**)	
			Reported	Cleared	Adult	Juvenile
Offense Overview			Group A Offenses			
Crimes Against Persons						
Offense Total	3,076	Murder	2	1	2	0
Number Cleared	1,580	Negligent Manslaughter	0	0	0	0
Percent Cleared	51.37%	Negligent Vehicular Manslaughter	0	0	0	0
Group A Crimes per 100,000 population	N/A	Kidnapping/Abduction	16	15	7	0
		Forcible Rape	29	12	0	1
		Forcible Sodomy	3	2	0	2
		Sexual Assault W/Object	3	2	0	0
		Forcible Fondling	60	18	0	4
		Incest	2	2	0	0
		Statutory Rape	2	1	0	0
		Aggravated Assault	272	175	94	0
		Simple Assault	662	476	165	7
		Intimidation	196	92	7	1
		Stalking	12	3	1	0
		Commercial Sex Acts	0	0	0	0
		Involuntary Servitude	0	0	0	0
		Crimes Against Property				
		Arson	19	5	3	0
		Bribery	0	0	0	0
		Burglary	161	55	33	0
		Counterfeiting/Forgery	18	7	2	0
		Destruction/Damage/Vandalism	291	92	12	1
		Embezzlement	4	3	0	0
		Extortion/Blackmail	6	1	0	0
		Fraud - False Pretenses	58	12	2	0
		Fraud - Credit Card/ATM	27	6	0	0
		Fraud - Impersonation	44	13	7	0
		Fraud - Welfare	2	0	0	0
		Fraud - Wire	23	2	0	0
		Fraud - Identity Theft	2	0	0	0
		Fraud - Computer Hacking/Invasion	4	0	0	0
		Robbery	4	2	1	0
		Theft - Pocket-picking	0	0	0	0
		Theft - Purse Snatching	2	1	1	0
		Theft - Shoplifting	18	5	3	0
		Theft From Building	108	35	3	0
		Theft From Coin Machine	0	0	0	0
		Theft From Motor Vehicle	83	16	6	1
		Theft of Motor Vehicle Parts	64	4	0	0
		Theft - All Other Larceny	191	47	15	0
		Motor Vehicle Theft	144	65	25	2
		Stolen Property Offenses	13	10	9	0
		Crimes Against Society				
		Animal Cruelty	15	7	2	0
		Drug/Narcotic Violations	261	204	179	6
		Drug/Narcotic Equipment Violations	170	140	15	1
		Gambling - Betting/Wagering	0	0	0	0
		Gambling - Operating/Promoting	0	0	0	0
		Gambling - Equipment Violations	0	0	0	0
		Gambling - Sports Tampering	0	0	0	0
		Pornography/Obscene Material	27	5	0	2
		Prostitution	1	1	0	0
		Prostitution Assisting/Promoting	0	0	0	0
		Purchasing Prostitution	0	0	0	0
		Weapon Law Violations	57	43	9	0
		Total Group A Offenses	3,076	1,580	603	28
Domestic Violence Victims						
Offense	Reported	Cleared				
Murder	0	0				
Aggravated Assault	98	76				
Simple Assault	377	288				
Intimidation	76	50				
Stalking	6	2				
Forcible Rape	9	4				
Forcible Sodomy	2	1				
Sexual Assault W/Object	1	1				
Forcible Fondling	18	6				
Incest	2	2				
Statutory Rape	2	1				
Kidnapping/Abduction	10	10				
Commercial Sex Acts	0	0				
Involuntary Servitude	0	0				
Total	601	441				
Group B Arrests						
Offense	Adult	Juvenile				
Bad Checks	2	0				
Curfew/Vagrancy	0	0				
Disorderly Conduct	7	0				
DUI	66	0				
Drunkenness	15	2				
Family-Non Violent	24	0				
Liquor Law Violations	1	0				
Peeping Tom	0	0				
Trespass	23	1				
All Other Offenses	4,782	2				
Total Group B	4,920	5				

Crime in Tennessee 2022

(*) Offenses are counted using the FBI Units of Count for Crime

(**) The 'Arrests' column shows arrests made for incidents during the selected period, regardless of arrest date. Arrest counts for the same period may change over time.

Sumner County Sheriff's Office - NIBRS Agency Crime Overview - 2022

2022 Population Estimate	N/A	Offenses (*)		Arrests (**)		
		Reported	Cleared	Adult	Juvenile	
Offense Overview		Group A Offenses				
		Crimes Against Persons				
Offense Total	1,872	Murder	1	1	2	0
Number Cleared	1,067	Negligent Manslaughter	0	0	0	0
Percent Cleared	57.00%	Negligent Vehicular Manslaughter	0	0	0	0
Group A Crimes per 100,000 population	N/A	Kidnapping/Abduction	8	7	5	0
		Forcible Rape	11	1	1	0
		Forcible Sodomy	4	0	0	0
		Sexual Assault W/Object	0	0	0	0
Arrest Overview		Forcible Fondling	36	10	2	0
Total Arrests	3,192	Incest	1	0	0	0
Adult Arrests	3,098	Statutory Rape	4	1	1	0
Juvenile Arrests	94	Aggravated Assault	112	99	80	1
Unknown Age	0	Simple Assault	415	234	192	17
Arrests per 100,000 population	N/A	Intimidation	44	14	7	3
		Stalking	5	1	1	0
		Commercial Sex Acts	6	6	0	0
Average number offenses/incident	1.26	Involuntary Servitude	0	0	0	0
		Crimes Against Property				
Domestic Violence Victims		Arson	1	0	0	0
Offense	Reported	Cleared	Bribery	0	0	0
Murder	0	0	Burglary	72	26	22
Aggravated Assault	57	55	Counterfeiting/Forgery	33	16	14
Simple Assault	241	169	Destruction/Damage/Vandalism	102	35	19
Intimidation	12	7	Embezzlement	2	0	0
Stalking	2	1	Extortion/Blackmail	3	0	0
Forcible Rape	5	1	Fraud - False Pretenses	70	9	3
Forcible Sodomy	0	0	Fraud - Credit Card/ATM	14	1	1
Sexual Assault W/Object	0	0	Fraud - Impersonation	28	10	5
Forcible Fondling	17	7	Fraud - Welfare	0	0	0
Incest	1	0	Fraud - Wire	1	0	0
Statutory Rape	1	0	Fraud - Identity Theft	2	0	0
Kidnapping/Abduction	6	5	Fraud - Computer Hacking/Invasion	0	0	0
Commercial Sex Acts	0	0	Robbery	2	1	1
Involuntary Servitude	0	0	Theft - Pocket-picking	0	0	0
Total	342	245	Theft - Purse Snatching	0	0	0
			Theft - Shoplifting	4	3	3
Group B Arrests			Theft From Building	7	0	0
Offense	Adult	Juvenile	Theft From Coin Machine	0	0	0
Bad Checks	1	0	Theft From Motor Vehicle	17	0	0
Curfew/Vagrancy	0	1	Theft of Motor Vehicle Parts	19	3	1
Disorderly Conduct	3	7	Theft - All Other Larceny	143	25	27
DUI	198	3	Motor Vehicle Theft	42	19	17
Drunkenness	12	0	Stolen Property Offenses	3	3	3
Family-Non Violent	0	0	Crimes Against Society			
Liquor Law Violations	6	8	Animal Cruelty	0	0	0
Peeping Tom	0	0	Drug/Narcotic Violations	388	308	296
Trespass	5	1	Drug/Narcotic Equipment Violations	193	172	31
All Other Offenses	2,100	26	Gambling - Betting/Wagering	0	0	0
Total Group B	2,325	46	Gambling - Operating/Promoting	0	0	0
			Gambling - Equipment Violations	0	0	0
			Gambling - Sports Tampering	0	0	0
			Pornography/Obscene Material	5	3	1
			Prostitution	0	0	1
			Prostitution Assisting/Promoting	6	6	5
			Purchasing Prostitution	0	0	0
			Weapon Law Violations	68	53	32
			Total Group A Offenses	1,872	1,067	773
						48

Crime in Tennessee 2022

(*) Offenses are counted using the FBI Units of Count for Crime

(**) The 'Arrests' column shows arrests made for incidents during the selected period, regardless of arrest date. Arrest counts for the same period may change over time.

Tipton County Sheriff's Office - NIBRS Agency Crime Overview - 2022

2022 Population Estimate		N/A	Offenses (*)		Arrests (**)		
			Reported	Cleared	Adult	Juvenile	
Offense Overview			Group A Offenses				
			Crimes Against Persons				
Offense Total	1,389		Murder	0	0	0	0
Number Cleared	524		Negligent Manslaughter	0	0	0	0
Percent Cleared	37.72%		Negligent Vehicular Manslaughter	0	0	0	0
Group A Crimes per 100,000 population	N/A		Kidnapping/Abduction	0	0	0	0
			Forcible Rape	5	0	0	0
			Forcible Sodomy	3	0	0	0
			Sexual Assault W/Object	0	0	0	0
			Forcible Fondling	15	0	0	0
Arrest Overview			Incest	0	0	0	0
Total Arrests	688		Statutory Rape	2	1	0	0
Adult Arrests	645		Aggravated Assault	73	43	34	0
Juvenile Arrests	43		Simple Assault	233	96	72	8
Unknown Age	0		Intimidation	134	5	3	1
Arrests per 100,000 population	N/A		Stalking	1	1	1	0
			Commercial Sex Acts	0	0	0	0
Average number offenses/incident	1.37		Involuntary Servitude	0	0	0	0
			Crimes Against Property				
Domestic Violence Victims			Arson	5	2	2	0
Offense	Reported	Cleared	Bribery	0	0	0	0
Murder	0	0	Burglary	43	7	6	0
Aggravated Assault	7	6	Counterfeiting/Forgery	9	3	4	0
Simple Assault	24	16	Destruction/Damage/Vandalism	106	17	12	4
Intimidation	5	0	Embezzlement	0	0	0	0
Stalking	0	0	Extortion/Blackmail	0	0	0	0
Forcible Rape	0	0	Fraud - False Pretenses	46	0	0	0
Forcible Sodomy	0	0	Fraud - Credit Card/ATM	16	0	0	0
Sexual Assault W/Object	0	0	Fraud - Impersonation	7	3	2	0
Forcible Fondling	0	0	Fraud - Welfare	0	0	0	0
Incest	0	0	Fraud - Wire	3	0	0	0
Statutory Rape	0	0	Fraud - Identity Theft	6	0	0	0
Kidnapping/Abduction	0	0	Fraud - Computer Hacking/Invasion	0	0	0	0
Commercial Sex Acts	0	0	Robbery	3	1	1	1
Involuntary Servitude	0	0	Theft - Pocket-picking	0	0	0	0
Total	36	22	Theft - Purse Snatching	0	0	0	0
			Theft - Shoplifting	3	1	1	0
			Theft From Building	57	9	6	2
Group B Arrests			Theft From Coin Machine	0	0	0	0
Offense	Adult	Juvenile	Theft From Motor Vehicle	50	0	0	0
Bad Checks	0	0	Theft of Motor Vehicle Parts	28	0	0	0
Curfew/Vagrancy	0	0	Theft - All Other Larceny	64	0	0	0
Disorderly Conduct	5	0	Motor Vehicle Theft	53	13	6	8
DUI	35	0	Stolen Property Offenses	1	1	1	0
Drunkenness	8	0	Crimes Against Society				
Family-Non Violent	32	2	Animal Cruelty	0	0	0	0
Liquor Law Violations	3	3	Drug/Narcotic Violations	188	148	164	3
Peeping Tom	0	0	Drug/Narcotic Equipment Violations	166	134	7	1
Trespass	7	3	Gambling - Betting/Wagering	0	0	0	0
All Other Offenses	228	7	Gambling - Operating/Promoting	0	0	0	0
Total Group B	318	15	Gambling - Equipment Violations	0	0	0	0
			Gambling - Sports Tampering	0	0	0	0
			Pornography/Obscene Material	8	2	2	0
			Prostitution	0	0	0	0
			Prostitution Assisting/Promoting	0	0	0	0
			Purchasing Prostitution	0	0	0	0
			Weapon Law Violations	61	37	3	0
			Total Group A Offenses	1,389	524	327	28

Crime in Tennessee 2022

(*) Offenses are counted using the FBI Units of Count for Crime

(**) The 'Arrests' column shows arrests made for incidents during the selected period, regardless of arrest date. Arrest counts for the same period may change over time.

Unicoi County Sheriff's Office - NIBRS Agency Crime Overview - 2022

2022 Population Estimate		N/A	Offenses (*)		Arrests (**)		
			Reported	Cleared	Adult	Juvenile	
Offense Overview			Group A Offenses				
			Crimes Against Persons				
Offense Total	261		Murder	2	2	2	0
Number Cleared	208		Negligent Manslaughter	0	0	0	0
Percent Cleared	79.69%		Negligent Vehicular Manslaughter	0	0	0	0
Group A Crimes per 100,000 population	N/A		Kidnapping/Abduction	1	1	1	0
			Forcible Rape	3	2	1	0
			Forcible Sodomy	0	0	0	0
			Sexual Assault W/Object	0	0	0	0
			Forcible Fondling	1	1	0	0
Arrest Overview			Incest	0	0	0	0
Total Arrests	580		Statutory Rape	0	0	0	0
Adult Arrests	573		Aggravated Assault	34	33	20	2
Juvenile Arrests	7		Simple Assault	49	41	38	1
Unknown Age	0		Intimidation	2	2	1	0
Arrests per 100,000 population	N/A		Stalking	3	3	1	0
			Commercial Sex Acts	0	0	0	0
Average number offenses/incident	1.32		Involuntary Servitude	0	0	0	0
			Crimes Against Property				
Domestic Violence Victims			Arson	2	1	1	0
Offense	Reported	Cleared	Bribery	0	0	0	0
Murder	2	2	Burglary	12	3	1	0
Aggravated Assault	15	14	Counterfeiting/Forgery	0	0	0	0
Simple Assault	32	30	Destruction/Damage/Vandalism	16	11	8	0
Intimidation	2	2	Embezzlement	0	0	0	0
Stalking	3	3	Extortion/Blackmail	0	0	0	0
Forcible Rape	2	2	Fraud - False Pretenses	5	5	2	0
Forcible Sodomy	0	0	Fraud - Credit Card/ATM	0	0	0	0
Sexual Assault W/Object	0	0	Fraud - Impersonation	0	0	0	0
Forcible Fondling	0	0	Fraud - Welfare	0	0	0	0
Incest	0	0	Fraud - Wire	0	0	0	0
Statutory Rape	0	0	Fraud - Identity Theft	0	0	0	0
Kidnapping/Abduction	1	1	Fraud - Computer Hacking/Invasion	0	0	0	0
Commercial Sex Acts	0	0	Robbery	0	0	0	0
Involuntary Servitude	0	0	Theft - Pocket-picking	0	0	0	0
Total	57	54	Theft - Purse Snatching	0	0	0	0
			Theft - Shoplifting	1	1	1	0
			Theft From Building	15	5	4	1
Group B Arrests			Theft From Coin Machine	0	0	0	0
Offense	Adult	Juvenile	Theft From Motor Vehicle	8	3	3	0
Bad Checks	1	0	Theft of Motor Vehicle Parts	1	1	1	0
Curfew/Vagrancy	0	0	Theft - All Other Larceny	7	2	2	0
Disorderly Conduct	2	0	Motor Vehicle Theft	5	0	0	0
DUI	8	0	Stolen Property Offenses	3	3	3	0
Drunkenness	12	0	Crimes Against Society				
Family-Non Violent	8	0	Animal Cruelty	0	0	0	0
Liquor Law Violations	3	0	Drug/Narcotic Violations	47	46	40	3
Peeping Tom	0	0	Drug/Narcotic Equipment Violations	36	35	10	0
Trespass	3	0	Gambling - Betting/Wagering	0	0	0	0
All Other Offenses	395	0	Gambling - Operating/Promoting	0	0	0	0
Total Group B	432	0	Gambling - Equipment Violations	0	0	0	0
			Gambling - Sports Tampering	0	0	0	0
			Pornography/Obscene Material	0	0	0	0
			Prostitution	0	0	0	0
			Prostitution Assisting/Promoting	0	0	0	0
			Purchasing Prostitution	0	0	0	0
			Weapon Law Violations	8	7	1	0
			Total Group A Offenses	261	208	141	7

Crime in Tennessee 2022

(*) Offenses are counted using the FBI Units of Count for Crime

(**) The 'Arrests' column shows arrests made for incidents during the selected period, regardless of arrest date. Arrest counts for the same period may change over time.

Union County Sheriff's Office - NIBRS Agency Crime Overview - 2022

2022 Population Estimate		N/A	Offenses (*)		Arrests (**)		
			Reported	Cleared	Adult	Juvenile	
Offense Overview			Group A Offenses				
			Crimes Against Persons				
Offense Total	556		Murder	0	0	0	0
Number Cleared	308		Negligent Manslaughter	0	0	0	0
Percent Cleared	55.40%		Negligent Vehicular Manslaughter	0	0	0	0
Group A Crimes per 100,000 population	N/A		Kidnapping/Abduction	4	4	5	0
			Forcible Rape	5	2	1	0
			Forcible Sodomy	0	0	0	0
			Sexual Assault W/Object	0	0	0	0
			Forcible Fondling	9	4	3	0
Arrest Overview			Incest	0	0	0	0
Total Arrests	999		Statutory Rape	0	0	0	0
Adult Arrests	982		Aggravated Assault	34	31	24	0
Juvenile Arrests	17		Simple Assault	77	69	56	5
Unknown Age	0		Intimidation	16	11	10	0
Arrests per 100,000 population	N/A		Stalking	1	0	0	0
			Commercial Sex Acts	0	0	0	0
Average number offenses/incident	1.18		Involuntary Servitude	0	0	0	0
			Crimes Against Property				
Domestic Violence Victims			Arson	5	3	2	2
Offense	Reported	Cleared	Bribery	0	0	0	0
Murder	0	0	Burglary	48	7	4	0
Aggravated Assault	20	18	Counterfeiting/Forgery	3	1	1	0
Simple Assault	58	56	Destruction/Damage/Vandalism	57	13	8	1
Intimidation	7	6	Embezzlement	3	1	1	0
Stalking	0	0	Extortion/Blackmail	0	0	0	0
Forcible Rape	0	0	Fraud - False Pretenses	2	2	2	0
Forcible Sodomy	0	0	Fraud - Credit Card/ATM	0	0	0	0
Sexual Assault W/Object	0	0	Fraud - Impersonation	4	4	4	0
Forcible Fondling	1	0	Fraud - Welfare	0	0	0	0
Incest	0	0	Fraud - Wire	0	0	0	0
Statutory Rape	0	0	Fraud - Identity Theft	1	0	0	0
Kidnapping/Abduction	2	2	Fraud - Computer Hacking/Invasion	0	0	0	0
Commercial Sex Acts	0	0	Robbery	0	0	0	0
Involuntary Servitude	0	0	Theft - Pocket-picking	0	0	0	0
Total	88	82	Theft - Purse Snatching	0	0	0	0
			Theft - Shoplifting	5	4	4	0
Group B Arrests			Theft From Building	31	5	4	0
Offense	Adult	Juvenile	Theft From Coin Machine	0	0	0	0
Bad Checks	0	0	Theft From Motor Vehicle	17	0	1	0
Curfew/Vagrancy	0	0	Theft of Motor Vehicle Parts	17	0	0	0
Disorderly Conduct	10	5	Theft - All Other Larceny	47	7	6	0
DUI	32	0	Motor Vehicle Theft	34	10	4	2
Drunkenness	34	0	Stolen Property Offenses	1	1	4	0
Family-Non Violent	7	0	Crimes Against Society				
Liquor Law Violations	3	0	Animal Cruelty	5	3	3	0
Peeping Tom	0	0	Drug/Narcotic Violations	75	73	75	2
Trespass	14	0	Drug/Narcotic Equipment Violations	29	29	12	0
All Other Offenses	639	0	Gambling - Betting/Wagering	0	0	0	0
Total Group B	739	5	Gambling - Operating/Promoting	0	0	0	0
			Gambling - Equipment Violations	0	0	0	0
			Gambling - Sports Tampering	0	0	0	0
			Pornography/Obscene Material	3	1	0	0
			Prostitution	0	0	0	0
			Prostitution Assisting/Promoting	0	0	0	0
			Purchasing Prostitution	0	0	0	0
			Weapon Law Violations	23	23	9	0
			Total Group A Offenses	556	308	243	12

Crime in Tennessee 2022

(*) Offenses are counted using the FBI Units of Count for Crime

(**) The 'Arrests' column shows arrests made for incidents during the selected period, regardless of arrest date. Arrest counts for the same period may change over time.

Van Buren County Sheriff's Office - NIBRS Agency Crime Overview - 2022

2022 Population Estimate		N/A	Offenses (*)		Arrests (**)		
			Reported	Cleared	Adult	Juvenile	
Offense Overview			Group A Offenses				
			Crimes Against Persons				
Offense Total	109		Murder	1	0	0	0
Number Cleared	83		Negligent Manslaughter	0	0	0	0
Percent Cleared	76.15%		Negligent Vehicular Manslaughter	0	0	0	0
Group A Crimes per 100,000 population	N/A		Kidnapping/Abduction	0	0	0	0
			Forcible Rape	0	0	0	0
			Forcible Sodomy	0	0	0	0
			Sexual Assault W/Object	0	0	0	0
			Forcible Fondling	0	0	0	0
Arrest Overview			Incest	0	0	0	0
Total Arrests	91		Statutory Rape	0	0	0	0
Adult Arrests	91		Aggravated Assault	4	4	3	0
Juvenile Arrests	0		Simple Assault	8	8	6	0
Unknown Age	0		Intimidation	2	0	0	0
Arrests per 100,000 population	N/A		Stalking	0	0	0	0
			Commercial Sex Acts	0	0	0	0
Average number offenses/incident	1.42		Involuntary Servitude	0	0	0	0
			Crimes Against Property				
Domestic Violence Victims			Arson	1	0	0	0
Offense	Reported	Cleared	Bribery	0	0	0	0
Murder	0	0	Burglary	0	0	0	0
Aggravated Assault	2	2	Counterfeiting/Forgery	2	2	1	0
Simple Assault	5	5	Destruction/Damage/Vandalism	5	3	2	0
Intimidation	0	0	Embezzlement	0	0	0	0
Stalking	0	0	Extortion/Blackmail	0	0	0	0
Forcible Rape	0	0	Fraud - False Pretenses	2	0	0	0
Forcible Sodomy	0	0	Fraud - Credit Card/ATM	1	0	0	0
Sexual Assault W/Object	0	0	Fraud - Impersonation	1	1	1	0
Forcible Fondling	0	0	Fraud - Welfare	0	0	0	0
Incest	0	0	Fraud - Wire	0	0	0	0
Statutory Rape	0	0	Fraud - Identity Theft	0	0	0	0
Kidnapping/Abduction	0	0	Fraud - Computer Hacking/Invasion	0	0	0	0
Commercial Sex Acts	0	0	Robbery	0	0	0	0
Involuntary Servitude	0	0	Theft - Pocket-picking	0	0	0	0
Total	7	7	Theft - Purse Snatching	0	0	0	0
			Theft - Shoplifting	0	0	0	0
			Theft From Building	0	0	0	0
Group B Arrests			Theft From Coin Machine	0	0	0	0
Offense	Adult	Juvenile	Theft From Motor Vehicle	0	0	0	0
Bad Checks	0	0	Theft of Motor Vehicle Parts	0	0	0	0
Curfew/Vagrancy	0	0	Theft - All Other Larceny	9	0	0	0
Disorderly Conduct	0	0	Motor Vehicle Theft	4	2	2	0
DUI	15	0	Stolen Property Offenses	0	0	0	0
Drunkenness	2	0	Crimes Against Society				
Family-Non Violent	0	0	Animal Cruelty	0	0	0	0
Liquor Law Violations	0	0	Drug/Narcotic Violations	33	29	24	0
Peeping Tom	0	0	Drug/Narcotic Equipment Violations	30	29	15	0
Trespass	2	0	Gambling - Betting/Wagering	0	0	0	0
All Other Offenses	17	0	Gambling - Operating/Promoting	0	0	0	0
Total Group B	36	0	Gambling - Equipment Violations	0	0	0	0
			Gambling - Sports Tampering	0	0	0	0
			Pornography/Obscene Material	0	0	0	0
			Prostitution	0	0	0	0
			Prostitution Assisting/Promoting	0	0	0	0
			Purchasing Prostitution	0	0	0	0
			Weapon Law Violations	6	5	1	0
			Total Group A Offenses	109	83	55	0

Crime in Tennessee 2022

(*) Offenses are counted using the FBI Units of Count for Crime

(**) The 'Arrests' column shows arrests made for incidents during the selected period, regardless of arrest date. Arrest counts for the same period may change over time.

Warren County Sheriff's Office - NIBRS Agency Crime Overview - 2022

2022 Population Estimate		N/A	Offenses (*)		Arrests (**)		
Offense Overview			Reported	Cleared	Adult	Juvenile	
Offense Total		1,226	Group A Offenses				
Number Cleared		742	Crimes Against Persons				
Percent Cleared		60.52%	Murder	0	0	0	0
Group A Crimes per 100,000 population		N/A	Negligent Manslaughter	0	0	0	0
			Negligent Vehicular Manslaughter	0	0	0	0
			Kidnapping/Abduction	3	3	3	0
			Forcible Rape	7	3	0	0
			Forcible Sodomy	5	1	0	0
			Sexual Assault W/Object	2	0	0	0
			Forcible Fondling	13	10	2	0
Arrest Overview			Incest	0	0	0	0
Total Arrests		1,761	Statutory Rape	2	1	0	0
Adult Arrests		1,609	Aggravated Assault	80	52	33	3
Juvenile Arrests		152	Simple Assault	217	171	74	15
Unknown Age		0	Intimidation	41	33	14	6
Arrests per 100,000 population		N/A	Stalking	7	6	2	2
			Commercial Sex Acts	0	0	0	0
Average number offenses/incident		1.27	Involuntary Servitude	0	0	0	0
			Crimes Against Property				
Domestic Violence Victims			Arson	14	5	4	0
Offense	Reported	Cleared	Bribery	0	0	0	0
Murder	0	0	Burglary	68	14	10	0
Aggravated Assault	28	20	Counterfeiting/Forgery	15	9	6	0
Simple Assault	80	59	Destruction/Damage/Vandalism	110	46	14	0
Intimidation	2	2	Embezzlement	2	2	0	0
Stalking	0	0	Extortion/Blackmail	2	1	0	0
Forcible Rape	1	1	Fraud - False Pretenses	43	8	2	0
Forcible Sodomy	0	0	Fraud - Credit Card/ATM	15	4	0	0
Sexual Assault W/Object	0	0	Fraud - Impersonation	5	2	1	0
Forcible Fondling	0	0	Fraud - Welfare	0	0	0	0
Incest	0	0	Fraud - Wire	11	3	3	0
Statutory Rape	0	0	Fraud - Identity Theft	2	0	0	0
Kidnapping/Abduction	2	2	Fraud - Computer Hacking/Invasion	5	0	0	0
Commercial Sex Acts	0	0	Robbery	3	2	6	0
Involuntary Servitude	0	0	Theft - Pocket-picking	2	1	0	0
Total	113	84	Theft - Purse Snatching	0	0	0	0
			Theft - Shoplifting	4	3	3	1
			Theft From Building	47	20	14	2
Group B Arrests			Theft From Coin Machine	1	0	0	0
Offense	Adult	Juvenile	Theft From Motor Vehicle	28	7	5	0
Bad Checks	5	0	Theft of Motor Vehicle Parts	30	14	15	0
Curfew/Vagrancy	0	0	Theft - All Other Larceny	80	26	14	1
Disorderly Conduct	5	6	Motor Vehicle Theft	56	25	11	1
DUI	39	0	Stolen Property Offenses	5	5	5	0
Drunkenness	16	11	Crimes Against Society				
Family-Non Violent	125	1	Animal Cruelty	6	1	0	0
Liquor Law Violations	1	2	Drug/Narcotic Violations	152	137	122	11
Peeping Tom	0	0	Drug/Narcotic Equipment Violations	114	100	18	0
Trespass	24	0	Gambling - Betting/Wagering	0	0	0	0
All Other Offenses	1,002	90	Gambling - Operating/Promoting	0	0	0	0
Total Group B	1,217	110	Gambling - Equipment Violations	0	0	0	0
			Gambling - Sports Tampering	0	0	0	0
			Pornography/Obscene Material	0	0	0	0
			Prostitution	0	0	0	0
			Prostitution Assisting/Promoting	0	0	0	0
			Purchasing Prostitution	0	0	0	0
			Weapon Law Violations	29	27	11	0
			Total Group A Offenses	1,226	742	392	42

Crime in Tennessee 2022

(*) Offenses are counted using the FBI Units of Count for Crime

(**) The 'Arrests' column shows arrests made for incidents during the selected period, regardless of arrest date. Arrest counts for the same period may change over time.

Washington County Sheriff's Office - NIBRS Agency Crime Overview - 2022

2022 Population Estimate		N/A	Offenses (*)		Arrests (**)		
			Reported	Cleared	Adult	Juvenile	
Offense Overview			Group A Offenses				
			Crimes Against Persons				
Offense Total	1,828		Murder	1	1	1	0
Number Cleared	734		Negligent Manslaughter	0	0	0	0
Percent Cleared	40.15%		Negligent Vehicular Manslaughter	0	0	0	0
Group A Crimes per 100,000 population	N/A		Kidnapping/Abduction	2	1	1	0
			Forcible Rape	8	1	1	0
			Forcible Sodomy	5	0	0	0
			Sexual Assault W/Object	0	0	0	0
			Forcible Fondling	27	5	2	0
Arrest Overview			Incest	1	0	0	0
Total Arrests	3,626		Statutory Rape	1	0	0	0
Adult Arrests	3,613		Aggravated Assault	132	105	70	2
Juvenile Arrests	13		Simple Assault	426	270	161	5
Unknown Age	0		Intimidation	58	6	4	0
Arrests per 100,000 population	N/A		Stalking	5	2	0	0
			Commercial Sex Acts	0	0	0	0
Average number offenses/incident	1.18		Involuntary Servitude	0	0	0	0
			Crimes Against Property				
Domestic Violence Victims			Arson	3	3	2	0
Offense	Reported	Cleared	Bribery	0	0	0	0
Murder	0	0	Burglary	128	23	28	0
Aggravated Assault	59	54	Counterfeiting/Forgery	13	4	1	0
Simple Assault	199	154	Destruction/Damage/Vandalism	111	20	12	1
Intimidation	18	6	Embezzlement	0	0	0	0
Stalking	3	1	Extortion/Blackmail	1	0	0	0
Forcible Rape	3	0	Fraud - False Pretenses	66	4	4	0
Forcible Sodomy	0	0	Fraud - Credit Card/ATM	17	4	3	0
Sexual Assault W/Object	0	0	Fraud - Impersonation	22	8	5	0
Forcible Fondling	9	1	Fraud - Welfare	0	0	0	0
Incest	1	0	Fraud - Wire	3	0	0	0
Statutory Rape	0	0	Fraud - Identity Theft	10	2	0	0
Kidnapping/Abduction	1	1	Fraud - Computer Hacking/Invasion	3	0	0	0
Commercial Sex Acts	0	0	Robbery	3	0	0	0
Involuntary Servitude	0	0	Theft - Pocket-picking	1	0	0	0
Total	293	217	Theft - Purse Snatching	0	0	0	0
			Theft - Shoplifting	16	2	2	0
			Theft From Building	34	4	2	0
Group B Arrests			Theft From Coin Machine	0	0	0	0
Offense	Adult	Juvenile	Theft From Motor Vehicle	81	8	6	0
Bad Checks	1	0	Theft of Motor Vehicle Parts	26	1	1	0
Curfew/Vagrancy	0	0	Theft - All Other Larceny	263	42	50	0
Disorderly Conduct	14	2	Motor Vehicle Theft	103	17	11	0
DUI	23	0	Stolen Property Offenses	14	11	10	0
Drunkenness	46	0	Crimes Against Society				
Family-Non Violent	4	0	Animal Cruelty	4	2	1	0
Liquor Law Violations	0	0	Drug/Narcotic Violations	139	114	110	1
Peeping Tom	0	0	Drug/Narcotic Equipment Violations	74	58	12	0
Trespass	10	0	Gambling - Betting/Wagering	0	0	0	0
All Other Offenses	3,011	1	Gambling - Operating/Promoting	0	0	0	0
Total Group B	3,109	3	Gambling - Equipment Violations	0	0	0	0
			Gambling - Sports Tampering	0	0	0	0
			Pornography/Obscene Material	3	1	1	0
			Prostitution	0	0	0	0
			Prostitution Assisting/Promoting	0	0	0	0
			Purchasing Prostitution	0	0	0	0
			Weapon Law Violations	24	15	3	1
			Total Group A Offenses	1,828	734	504	10

Crime in Tennessee 2022

(*) Offenses are counted using the FBI Units of Count for Crime

(**) The 'Arrests' column shows arrests made for incidents during the selected period, regardless of arrest date. Arrest counts for the same period may change over time.

Wayne County Sheriff's Office - NIBRS Agency Crime Overview - 2022

2022 Population Estimate		N/A	Offenses (*)		Arrests (**)		
			Reported	Cleared	Adult	Juvenile	
Offense Overview			Group A Offenses				
			Crimes Against Persons				
Offense Total	275		Murder	0	0	0	0
Number Cleared	209		Negligent Manslaughter	0	0	0	0
Percent Cleared	76.00%		Negligent Vehicular Manslaughter	0	0	0	0
Group A Crimes per 100,000 population	N/A		Kidnapping/Abduction	0	0	0	0
			Forcible Rape	2	0	0	0
			Forcible Sodomy	0	0	0	0
			Sexual Assault W/Object	0	0	0	0
			Forcible Fondling	0	0	0	0
Arrest Overview			Incest	0	0	0	0
Total Arrests	441		Statutory Rape	1	1	1	0
Adult Arrests	424		Aggravated Assault	19	15	13	0
Juvenile Arrests	17		Simple Assault	51	45	36	8
Unknown Age	0		Intimidation	0	0	0	0
Arrests per 100,000 population	N/A		Stalking	0	0	0	0
			Commercial Sex Acts	0	0	0	0
Average number offenses/incident	1.26		Involuntary Servitude	0	0	0	0
			Crimes Against Property				
Domestic Violence Victims			Arson	1	0	0	0
Offense	Reported	Cleared	Bribery	0	0	0	0
Murder	0	0	Burglary	7	5	2	2
Aggravated Assault	11	9	Counterfeiting/Forgery	4	2	0	0
Simple Assault	34	29	Destruction/Damage/Vandalism	22	16	7	2
Intimidation	0	0	Embezzlement	0	0	0	0
Stalking	0	0	Extortion/Blackmail	0	0	0	0
Forcible Rape	2	0	Fraud - False Pretenses	1	1	1	0
Forcible Sodomy	0	0	Fraud - Credit Card/ATM	2	0	0	0
Sexual Assault W/Object	0	0	Fraud - Impersonation	0	0	0	0
Forcible Fondling	0	0	Fraud - Welfare	0	0	0	0
Incest	0	0	Fraud - Wire	0	0	0	0
Statutory Rape	1	1	Fraud - Identity Theft	0	0	0	0
Kidnapping/Abduction	0	0	Fraud - Computer Hacking/Invasion	0	0	0	0
Commercial Sex Acts	0	0	Robbery	0	0	0	0
Involuntary Servitude	0	0	Theft - Pocket-picking	0	0	0	0
Total	48	39	Theft - Purse Snatching	0	0	0	0
			Theft - Shoplifting	0	0	0	0
Group B Arrests			Theft From Building	3	3	3	0
Offense	Adult	Juvenile	Theft From Coin Machine	0	0	0	0
Bad Checks	1	0	Theft From Motor Vehicle	1	0	0	0
Curfew/Vagrancy	0	0	Theft of Motor Vehicle Parts	3	0	0	0
Disorderly Conduct	1	0	Theft - All Other Larceny	32	11	9	0
DUI	0	0	Motor Vehicle Theft	19	13	6	0
Drunkenness	2	0	Stolen Property Offenses	1	1	1	0
Family-Non Violent	1	0	Crimes Against Society				
Liquor Law Violations	1	0	Animal Cruelty	0	0	0	0
Peeping Tom	0	0	Drug/Narcotic Violations	64	55	54	2
Trespass	0	0	Drug/Narcotic Equipment Violations	27	26	7	2
All Other Offenses	271	0	Gambling - Betting/Wagering	0	0	0	0
Total Group B	277	0	Gambling - Operating/Promoting	0	0	0	0
			Gambling - Equipment Violations	0	0	0	0
			Gambling - Sports Tampering	0	0	0	0
			Pornography/Obscene Material	1	1	1	0
			Prostitution	0	0	0	0
			Prostitution Assisting/Promoting	0	0	0	0
			Purchasing Prostitution	0	0	0	0
			Weapon Law Violations	14	14	6	1
			Total Group A Offenses	275	209	147	17

Crime in Tennessee 2022

(*) Offenses are counted using the FBI Units of Count for Crime

(**) The 'Arrests' column shows arrests made for incidents during the selected period, regardless of arrest date. Arrest counts for the same period may change over time.

Weakley County Sheriff's Office - NIBRS Agency Crime Overview - 2022

2022 Population Estimate		N/A	Offenses (*)		Arrests (**)		
			Reported	Cleared	Adult	Juvenile	
Offense Overview			Group A Offenses				
			Crimes Against Persons				
Offense Total	448		Murder	3	3	2	0
Number Cleared	214		Negligent Manslaughter	0	0	0	0
Percent Cleared	47.77%		Negligent Vehicular Manslaughter	0	0	0	0
Group A Crimes per 100,000 population	N/A		Kidnapping/Abduction	4	2	2	0
			Forcible Rape	2	0	0	0
			Forcible Sodomy	0	0	0	0
			Sexual Assault W/Object	0	0	0	0
			Forcible Fondling	2	1	1	0
Arrest Overview			Incest	0	0	0	0
Total Arrests	890		Statutory Rape	1	0	0	0
Adult Arrests	855		Aggravated Assault	33	25	13	5
Juvenile Arrests	35		Simple Assault	58	38	27	6
Unknown Age	0		Intimidation	5	3	1	1
Arrests per 100,000 population	N/A		Stalking	1	0	0	0
			Commercial Sex Acts	0	0	0	0
Average number offenses/incident	1.25		Involuntary Servitude	0	0	0	0
			Crimes Against Property				
Domestic Violence Victims			Arson	0	0	0	0
Offense	Reported	Cleared	Bribery	0	0	0	0
Murder	2	2	Burglary	58	11	12	3
Aggravated Assault	10	8	Counterfeiting/Forgery	6	3	2	1
Simple Assault	19	15	Destruction/Damage/Vandalism	52	20	12	0
Intimidation	1	1	Embezzlement	0	0	0	0
Stalking	0	0	Extortion/Blackmail	0	0	0	0
Forcible Rape	0	0	Fraud - False Pretenses	9	2	1	1
Forcible Sodomy	0	0	Fraud - Credit Card/ATM	0	0	0	0
Sexual Assault W/Object	0	0	Fraud - Impersonation	13	0	0	0
Forcible Fondling	0	0	Fraud - Welfare	0	0	0	0
Incest	0	0	Fraud - Wire	0	0	0	0
Statutory Rape	0	0	Fraud - Identity Theft	0	0	0	0
Kidnapping/Abduction	2	0	Fraud - Computer Hacking/Invasion	0	0	0	0
Commercial Sex Acts	0	0	Robbery	0	0	0	0
Involuntary Servitude	0	0	Theft - Pocket-picking	0	0	0	0
Total	34	26	Theft - Purse Snatching	0	0	0	0
			Theft - Shoplifting	1	0	0	0
			Theft From Building	15	1	0	1
Group B Arrests			Theft From Coin Machine	0	0	0	0
Offense	Adult	Juvenile	Theft From Motor Vehicle	6	0	0	0
Bad Checks	11	0	Theft of Motor Vehicle Parts	9	0	0	0
Curfew/Vagrancy	0	0	Theft - All Other Larceny	31	0	0	0
Disorderly Conduct	3	1	Motor Vehicle Theft	17	4	2	0
DUI	17	0	Stolen Property Offenses	2	2	2	0
Drunkenness	5	1	Crimes Against Society				
Family-Non Violent	3	0	Animal Cruelty	4	4	4	0
Liquor Law Violations	8	6	Drug/Narcotic Violations	69	58	59	4
Peeping Tom	0	0	Drug/Narcotic Equipment Violations	32	26	2	1
Trespass	3	0	Gambling - Betting/Wagering	0	0	0	0
All Other Offenses	658	4	Gambling - Operating/Promoting	0	0	0	0
Total Group B	708	12	Gambling - Equipment Violations	0	0	0	0
			Gambling - Sports Tampering	0	0	0	0
			Pornography/Obscene Material	0	0	0	0
			Prostitution	0	0	0	0
			Prostitution Assisting/Promoting	0	0	0	0
			Purchasing Prostitution	0	0	0	0
			Weapon Law Violations	15	11	5	0
			Total Group A Offenses	448	214	147	23

Crime in Tennessee 2022

(*) Offenses are counted using the FBI Units of Count for Crime

(**) The 'Arrests' column shows arrests made for incidents during the selected period, regardless of arrest date. Arrest counts for the same period may change over time.

White County Sheriff's Office - NIBRS Agency Crime Overview - 2022

2022 Population Estimate		N/A	Offenses (*)		Arrests (**)	
Offense Overview			Reported	Cleared	Adult	Juvenile
Group A Offenses						
Crimes Against Persons						
Offense Total	314	Murder	0	0	0	0
Number Cleared	137	Negligent Manslaughter	0	0	0	0
Percent Cleared	43.63%	Negligent Vehicular Manslaughter	0	0	0	0
Group A Crimes per 100,000 population	N/A	Kidnapping/Abduction	0	0	0	0
		Forcible Rape	2	0	0	0
		Forcible Sodomy	0	0	0	0
		Sexual Assault W/Object	0	0	0	0
		Forcible Fondling	2	0	0	0
Arrest Overview		Incest	0	0	0	0
Total Arrests	190	Statutory Rape	1	0	0	0
Adult Arrests	183	Aggravated Assault	18	11	10	0
Juvenile Arrests	7	Simple Assault	36	19	15	2
Unknown Age	0	Intimidation	2	1	0	0
Arrests per 100,000 population	N/A	Stalking	0	0	0	0
		Commercial Sex Acts	0	0	0	0
Average number offenses/incident	1.24	Involuntary Servitude	0	0	0	0
		Crimes Against Property				
Domestic Violence Victims		Arson	2	0	0	0
Offense	Reported	Cleared	Bribery	0	0	0
Murder	0	0	Burglary	18	0	0
Aggravated Assault	9	6	Counterfeiting/Forgery	1	1	0
Simple Assault	23	15	Destruction/Damage/Vandalism	24	4	1
Intimidation	0	0	Embezzlement	1	0	0
Stalking	0	0	Extortion/Blackmail	0	0	0
Forcible Rape	0	0	Fraud - False Pretenses	1	0	0
Forcible Sodomy	0	0	Fraud - Credit Card/ATM	6	0	0
Sexual Assault W/Object	0	0	Fraud - Impersonation	1	0	0
Forcible Fondling	0	0	Fraud - Welfare	0	0	0
Incest	0	0	Fraud - Wire	0	0	0
Statutory Rape	0	0	Fraud - Identity Theft	2	0	0
Kidnapping/Abduction	0	0	Fraud - Computer Hacking/Invasion	1	0	0
Commercial Sex Acts	0	0	Robbery	1	0	0
Involuntary Servitude	0	0	Theft - Pocket-picking	0	0	0
Total	32	21	Theft - Purse Snatching	0	0	0
			Theft - Shoplifting	1	0	0
			Theft From Building	14	0	0
Group B Arrests			Theft From Coin Machine	0	0	0
Offense	Adult	Juvenile	Theft From Motor Vehicle	4	0	0
Bad Checks	0	0	Theft of Motor Vehicle Parts	1	1	0
Curfew/Vagrancy	0	0	Theft - All Other Larceny	33	4	3
Disorderly Conduct	1	0	Motor Vehicle Theft	16	1	0
DUI	8	1	Stolen Property Offenses	0	0	1
Drunkenness	5	0	Crimes Against Society			
Family-Non Violent	0	0	Animal Cruelty	4	2	0
Liquor Law Violations	0	0	Drug/Narcotic Violations	73	55	55
Peeping Tom	0	0	Drug/Narcotic Equipment Violations	42	33	8
Trespass	0	0	Gambling - Betting/Wagering	0	0	0
All Other Offenses	74	4	Gambling - Operating/Promoting	0	0	0
Total Group B	88	5	Gambling - Equipment Violations	0	0	0
			Gambling - Sports Tampering	0	0	0
			Pornography/Obscene Material	1	0	0
			Prostitution	0	0	0
			Prostitution Assisting/Promoting	0	0	0
			Purchasing Prostitution	0	0	0
			Weapon Law Violations	6	5	1
			Total Group A Offenses	314	137	95
						2

Crime in Tennessee 2022

(*) Offenses are counted using the FBI Units of Count for Crime

(**) The 'Arrests' column shows arrests made for incidents during the selected period, regardless of arrest date. Arrest counts for the same period may change over time.

Williamson County Sheriff's Office - NIBRS Agency Crime Overview - 2022

2022 Population Estimate		N/A	Offenses (*)		Arrests (**)		
Offense Overview			Reported	Cleared	Adult	Juvenile	
Offense Total		2,436	Group A Offenses				
Number Cleared		1,478	Crimes Against Persons				
Percent Cleared		60.67%	Murder	1	0	0	0
Group A Crimes per 100,000 population		N/A	Negligent Manslaughter	0	0	0	0
			Negligent Vehicular Manslaughter	0	0	0	0
			Kidnapping/Abduction	5	3	2	1
			Forcible Rape	10	5	0	0
			Forcible Sodomy	4	4	0	0
			Sexual Assault W/Object	2	2	0	0
			Forcible Fondling	105	51	0	7
Arrest Overview			Incest	0	0	0	0
Total Arrests		2,871	Statutory Rape	0	0	0	0
Adult Arrests		2,539	Aggravated Assault	115	69	29	7
Juvenile Arrests		332	Simple Assault	414	272	78	87
Unknown Age		0	Intimidation	284	137	13	28
Arrests per 100,000 population		N/A	Stalking	20	17	8	0
			Commercial Sex Acts	0	0	0	0
Average number offenses/incident		1.35	Involuntary Servitude	0	0	0	0
			Crimes Against Property				
Domestic Violence Victims			Arson	6	2	1	0
Offense	Reported	Cleared	Bribery	0	0	0	0
Murder	0	0	Burglary	55	12	3	2
Aggravated Assault	25	19	Counterfeiting/Forgery	14	12	8	1
Simple Assault	131	82	Destruction/Damage/Vandalism	136	51	12	11
Intimidation	15	10	Embezzlement	0	0	0	0
Stalking	6	5	Extortion/Blackmail	13	0	0	0
Forcible Rape	3	0	Fraud - False Pretenses	68	8	4	1
Forcible Sodomy	0	0	Fraud - Credit Card/ATM	5	1	0	0
Sexual Assault W/Object	0	0	Fraud - Impersonation	17	12	9	0
Forcible Fondling	1	0	Fraud - Welfare	0	0	0	0
Incest	0	0	Fraud - Wire	0	0	0	0
Statutory Rape	0	0	Fraud - Identity Theft	0	0	2	0
Kidnapping/Abduction	4	2	Fraud - Computer Hacking/Invasion	0	0	0	0
Commercial Sex Acts	0	0	Robbery	3	2	2	0
Involuntary Servitude	0	0	Theft - Pocket-picking	0	0	0	0
Total	185	118	Theft - Purse Snatching	0	0	0	0
			Theft - Shoplifting	30	27	19	13
			Theft From Building	49	15	0	7
			Theft From Coin Machine	1	0	0	0
			Theft From Motor Vehicle	53	4	0	1
			Theft of Motor Vehicle Parts	6	0	0	0
			Theft - All Other Larceny	82	8	7	0
			Motor Vehicle Theft	25	6	4	0
			Stolen Property Offenses	27	25	17	3
			Crimes Against Society				
			Animal Cruelty	1	0	0	0
			Drug/Narcotic Violations	464	380	271	92
			Drug/Narcotic Equipment Violations	309	267	35	8
			Gambling - Betting/Wagering	0	0	0	0
			Gambling - Operating/Promoting	0	0	0	0
			Gambling - Equipment Violations	0	0	0	0
			Gambling - Sports Tampering	0	0	0	0
			Pornography/Obscene Material	40	20	7	2
			Prostitution	0	0	0	0
			Prostitution Assisting/Promoting	0	0	0	0
			Purchasing Prostitution	0	0	0	0
			Weapon Law Violations	72	66	14	9
			Total Group A Offenses	2,436	1,478	545	280
Group B Arrests							
Offense	Adult	Juvenile					
Bad Checks	0	0					
Curfew/Vagrancy	0	0					
Disorderly Conduct	3	23					
DUI	91	1					
Drunkenness	16	7					
Family-Non Violent	51	0					
Liquor Law Violations	6	6					
Peeping Tom	0	0					
Trespass	5	1					
All Other Offenses	1,822	14					
Total Group B	1,994	52					

Crime in Tennessee 2022

(*) Offenses are counted using the FBI Units of Count for Crime

(**) The 'Arrests' column shows arrests made for incidents during the selected period, regardless of arrest date. Arrest counts for the same period may change over time.

Wilson County Sheriff's Office - NIBRS Agency Crime Overview - 2022

2022 Population Estimate		N/A	Offenses (*)		Arrests (**)		
			Reported	Cleared	Adult	Juvenile	
Offense Overview			Group A Offenses				
			Crimes Against Persons				
Offense Total	1,819		Murder	2	1	1	0
Number Cleared	860		Negligent Manslaughter	0	0	0	0
Percent Cleared	47.28%		Negligent Vehicular Manslaughter	0	0	0	0
Group A Crimes per 100,000 population	N/A		Kidnapping/Abduction	1	0	0	0
			Forcible Rape	0	0	0	0
			Forcible Sodomy	0	0	0	0
			Sexual Assault W/Object	0	0	0	0
			Forcible Fondling	1	1	1	0
Arrest Overview			Incest	0	0	0	0
Total Arrests	2,554		Statutory Rape	1	1	1	0
Adult Arrests	2,375		Aggravated Assault	65	44	29	3
Juvenile Arrests	179		Simple Assault	314	166	101	54
Unknown Age	0		Intimidation	40	8	7	0
Arrests per 100,000 population	N/A		Stalking	6	1	1	0
			Commercial Sex Acts	0	0	0	0
Average number offenses/incident	1.31		Involuntary Servitude	0	0	0	0
			Crimes Against Property				
Domestic Violence Victims			Arson	1	1	0	2
Offense	Reported	Cleared	Bribery	0	0	0	0
Murder	0	0	Burglary	110	14	11	6
Aggravated Assault	5	3	Counterfeiting/Forgery	11	3	2	1
Simple Assault	19	6	Destruction/Damage/Vandalism	124	25	7	7
Intimidation	2	0	Embezzlement	2	0	0	0
Stalking	1	0	Extortion/Blackmail	0	0	0	0
Forcible Rape	0	0	Fraud - False Pretenses	32	0	0	0
Forcible Sodomy	0	0	Fraud - Credit Card/ATM	0	0	0	0
Sexual Assault W/Object	0	0	Fraud - Impersonation	8	2	2	0
Forcible Fondling	0	0	Fraud - Welfare	0	0	0	0
Incest	0	0	Fraud - Wire	0	0	0	0
Statutory Rape	0	0	Fraud - Identity Theft	0	0	0	0
Kidnapping/Abduction	0	0	Fraud - Computer Hacking/Invasion	0	0	0	0
Commercial Sex Acts	0	0	Robbery	1	1	1	0
Involuntary Servitude	0	0	Theft - Pocket-picking	0	0	0	0
Total	27	9	Theft - Purse Snatching	0	0	0	0
			Theft - Shoplifting	13	1	1	0
			Theft From Building	59	16	5	15
Group B Arrests			Theft From Coin Machine	0	0	0	0
Offense	Adult	Juvenile	Theft From Motor Vehicle	0	0	0	0
Bad Checks	0	0	Theft of Motor Vehicle Parts	1	0	0	0
Curfew/Vagrancy	0	0	Theft - All Other Larceny	172	4	4	0
Disorderly Conduct	0	0	Motor Vehicle Theft	51	6	3	2
DUI	86	0	Stolen Property Offenses	0	0	0	0
Drunkenness	18	16	Crimes Against Society				
Family-Non Violent	42	0	Animal Cruelty	0	0	0	0
Liquor Law Violations	4	4	Drug/Narcotic Violations	469	313	299	18
Peeping Tom	0	0	Drug/Narcotic Equipment Violations	272	203	33	4
Trespass	2	0	Gambling - Betting/Wagering	0	0	0	0
All Other Offenses	1,703	40	Gambling - Operating/Promoting	0	0	0	0
Total Group B	1,855	60	Gambling - Equipment Violations	0	0	0	0
			Gambling - Sports Tampering	0	0	0	0
			Pornography/Obscene Material	2	2	0	3
			Prostitution	0	0	0	0
			Prostitution Assisting/Promoting	0	0	0	0
			Purchasing Prostitution	0	0	0	0
			Weapon Law Violations	61	47	11	4
			Total Group A Offenses	1,819	860	520	119

Crime in Tennessee 2022

(*) Offenses are counted using the FBI Units of Count for Crime

(**) The 'Arrests' column shows arrests made for incidents during the selected period, regardless of arrest date. Arrest counts for the same period may change over time.

CRIME IN TENNESSEE

2022



POLICE DEPARTMENTS



Adamsville Police Department - NIBRS Agency Crime Overview - 2022

2022 Population Estimate		2,244		Offenses (*)		Arrests (**)	
Offense Overview		Group A Offenses		Reported	Cleared	Adult	Juvenile
Offense Total	109	Crimes Against Persons					
Number Cleared	68	Murder		0	0	0	0
Percent Cleared	62.39%	Negligent Manslaughter		0	0	0	0
Group A Crimes per 100,000 population	4,857.4	Negligent Vehicular Manslaughter		0	0	0	0
		Kidnapping/Abduction		1	0	0	0
		Forcible Rape		0	0	0	0
		Forcible Sodomy		2	0	0	0
		Sexual Assault W/Object		0	0	0	0
		Forcible Fondling		0	0	0	0
		Incest		0	0	0	0
		Statutory Rape		0	0	0	0
		Aggravated Assault		12	8	4	0
		Simple Assault		16	12	12	0
		Intimidation		2	0	0	0
		Stalking		0	0	0	0
		Commercial Sex Acts		0	0	0	0
		Involuntary Servitude		0	0	0	0
		Crimes Against Property					
		Arson		0	0	0	0
		Bribery		0	0	0	0
		Burglary		10	6	6	0
		Counterfeiting/Forgery		5	3	3	0
		Destruction/Damage/Vandalism		6	3	0	1
		Embezzlement		0	0	0	0
		Extortion/Blackmail		0	0	0	0
		Fraud - False Pretenses		1	0	0	0
		Fraud - Credit Card/ATM		0	0	0	0
		Fraud - Impersonation		1	0	0	0
		Fraud - Welfare		0	0	0	0
		Fraud - Wire		1	0	0	0
		Fraud - Identity Theft		0	0	0	0
		Fraud - Computer Hacking/Invasion		0	0	0	0
		Robbery		1	0	0	0
		Theft - Pocket-picking		0	0	0	0
		Theft - Purse Snatching		0	0	0	0
		Theft - Shoplifting		4	1	1	0
		Theft From Building		4	3	4	0
		Theft From Coin Machine		0	0	0	0
		Theft From Motor Vehicle		1	1	1	0
		Theft of Motor Vehicle Parts		5	0	0	0
		Theft - All Other Larceny		5	1	1	1
		Motor Vehicle Theft		2	2	1	1
		Stolen Property Offenses		0	0	0	0
		Crimes Against Society					
		Animal Cruelty		0	0	0	0
		Drug/Narcotic Violations		15	14	16	0
		Drug/Narcotic Equipment Violations		10	9	3	0
		Gambling - Betting/Wagering		0	0	0	0
		Gambling - Operating/Promoting		0	0	0	0
		Gambling - Equipment Violations		0	0	0	0
		Gambling - Sports Tampering		0	0	0	0
		Pornography/Obscene Material		0	0	0	0
		Prostitution		0	0	0	0
		Prostitution Assisting/Promoting		0	0	0	0
		Purchasing Prostitution		0	0	0	0
		Weapon Law Violations		5	5	3	0
		Total Group A Offenses		109	68	55	3

Domestic Violence Victims		
Offense	Reported	Cleared
Murder	0	0
Aggravated Assault	5	4
Simple Assault	13	11
Intimidation	1	0
Stalking	0	0
Forcible Rape	0	0
Forcible Sodomy	0	0
Sexual Assault W/Object	0	0
Forcible Fondling	0	0
Incest	0	0
Statutory Rape	0	0
Kidnapping/Abduction	1	0
Commercial Sex Acts	0	0
Involuntary Servitude	0	0
Total	20	15

Group B Arrests		
Offense	Adult	Juvenile
Bad Checks	0	0
Curfew/Vagrancy	0	0
Disorderly Conduct	0	0
DUI	1	0
Drunkenness	2	0
Family-Non Violent	0	0
Liquor Law Violations	0	0
Peeping Tom	0	0
Trespass	2	0
All Other Offenses	2	0
Total Group B	7	0

Crime in Tennessee 2022

(*) Offenses are counted using the FBI Units of Count for Crime

(**) The 'Arrests' column shows arrests made for incidents during the selected period, regardless of arrest date. Arrest counts for the same period may change over time.

Alamo Police Department - NIBRS Agency Crime Overview - 2022

2022 Population Estimate		2,335		Offenses (*)		Arrests (**)		
Offense Overview		Group A Offenses		Reported	Cleared	Adult	Juvenile	
Offense Total	97	Crimes Against Persons						
Number Cleared	24	Murder		0	0	0	0	
Percent Cleared	24.74%	Negligent Manslaughter		0	0	0	0	
Group A Crimes per 100,000 population	4,154.2	Negligent Vehicular Manslaughter		0	0	0	0	
		Kidnapping/Abduction		2	2	0	0	
		Forcible Rape		0	0	0	0	
		Forcible Sodomy		0	0	0	0	
		Sexual Assault W/Object		0	0	0	0	
		Forcible Fondling		2	1	0	0	
		Incest		0	0	0	0	
		Statutory Rape		0	0	0	0	
		Aggravated Assault		6	4	1	0	
		Simple Assault		13	1	1	0	
		Intimidation		23	7	4	0	
		Stalking		0	0	0	0	
		Commercial Sex Acts		0	0	0	0	
		Involuntary Servitude		0	0	0	0	
		Crimes Against Property						
		Arson		1	0	0	0	
		Bribery		0	0	0	0	
		Burglary		5	1	0	0	
		Counterfeiting/Forgery		2	0	0	0	
		Destruction/Damage/Vandalism		11	2	0	0	
		Embezzlement		0	0	0	0	
		Extortion/Blackmail		0	0	0	0	
		Fraud - False Pretenses		3	1	0	0	
		Fraud - Credit Card/ATM		2	1	0	0	
		Fraud - Impersonation		0	0	0	0	
		Fraud - Welfare		0	0	0	0	
		Fraud - Wire		0	0	0	0	
		Fraud - Identity Theft		0	0	0	0	
		Fraud - Computer Hacking/Invasion		0	0	0	0	
		Robbery		1	0	0	0	
		Theft - Pocket-picking		1	0	0	0	
		Theft - Purse Snatching		0	0	0	0	
		Theft - Shoplifting		1	0	0	0	
		Theft From Building		3	1	1	0	
		Theft From Coin Machine		0	0	0	0	
		Theft From Motor Vehicle		1	0	0	0	
		Theft of Motor Vehicle Parts		0	0	0	0	
		Theft - All Other Larceny		12	3	2	0	
		Motor Vehicle Theft		3	0	0	0	
		Stolen Property Offenses		2	0	0	0	
		Crimes Against Society						
		Animal Cruelty		0	0	0	0	
		Drug/Narcotic Violations		1	0	0	0	
		Drug/Narcotic Equipment Violations		0	0	0	0	
		Gambling - Betting/Wagering		0	0	0	0	
		Gambling - Operating/Promoting		0	0	0	0	
		Gambling - Equipment Violations		0	0	0	0	
		Gambling - Sports Tampering		0	0	0	0	
		Pornography/Obscene Material		0	0	0	0	
		Prostitution		0	0	0	0	
		Prostitution Assisting/Promoting		0	0	0	0	
		Purchasing Prostitution		0	0	0	0	
		Weapon Law Violations		2	0	0	0	
		Total Group A Offenses		97	24	9	0	
Domestic Violence Victims								
Offense	Reported	Cleared						
Murder	0	0						
Aggravated Assault	4	4						
Simple Assault	1	1						
Intimidation	14	6						
Stalking	0	0						
Forcible Rape	0	0						
Forcible Sodomy	0	0						
Sexual Assault W/Object	0	0						
Forcible Fondling	0	0						
Incest	0	0						
Statutory Rape	0	0						
Kidnapping/Abduction	2	2						
Commercial Sex Acts	0	0						
Involuntary Servitude	0	0						
Total	21	13						
Group B Arrests								
Offense	Adult	Juvenile						
Bad Checks	0	0						
Curfew/Vagrancy	0	0						
Disorderly Conduct	0	0						
DUI	1	0						
Drunkenness	0	0						
Family-Non Violent	2	0						
Liquor Law Violations	0	0						
Peeping Tom	0	0						
Trespass	1	0						
All Other Offenses	7	0						
Total Group B	11	0						

Crime in Tennessee 2022

(*) Offenses are counted using the FBI Units of Count for Crime

(**) The 'Arrests' column shows arrests made for incidents during the selected period, regardless of arrest date. Arrest counts for the same period may change over time.

Alcoa Police Department - NIBRS Agency Crime Overview - 2022

2022 Population Estimate		11,689	Offenses (*)		Arrests (**)	
Offense Overview			Reported	Cleared	Adult	Juvenile
Group A Offenses						
Crimes Against Persons						
Offense Total	1,240	Murder	1	0	0	0
Number Cleared	576	Negligent Manslaughter	0	0	0	0
Percent Cleared	46.45%	Negligent Vehicular Manslaughter	0	0	0	0
Group A Crimes per 100,000 population	10,608.3	Kidnapping/Abduction	6	4	4	0
Arrest Overview						
Total Arrests	684	Forcible Rape	5	0	1	0
Adult Arrests	656	Forcible Sodomy	3	1	0	0
Juvenile Arrests	28	Sexual Assault W/Object	0	0	0	0
Unknown Age	0	Forcible Fondling	7	0	0	0
Arrests per 100,000 population	5,851.7	Incest	0	0	0	0
Average number offenses/incident	1.30	Statutory Rape	0	0	0	0
Domestic Violence Victims						
Offense	Reported	Cleared				
Murder	0	0	Crimes Against Property			
Aggravated Assault	11	7	Arson	0	0	0
Simple Assault	110	19	Bribery	0	0	0
Intimidation	3	0	Burglary	23	4	7
Stalking	0	0	Counterfeiting/Forgery	9	1	2
Forcible Rape	2	0	Destruction/Damage/Vandalism	56	7	0
Forcible Sodomy	0	0	Embezzlement	5	3	0
Sexual Assault W/Object	0	0	Extortion/Blackmail	0	0	0
Forcible Fondling	0	0	Fraud - False Pretenses	99	39	9
Incest	0	0	Fraud - Credit Card/ATM	46	8	0
Statutory Rape	0	0	Fraud - Impersonation	12	8	9
Kidnapping/Abduction	4	3	Fraud - Welfare	0	0	0
Commercial Sex Acts	0	0	Fraud - Wire	15	0	0
Involuntary Servitude	0	0	Fraud - Identity Theft	0	0	1
Total	130	29	Fraud - Computer Hacking/Invasion	0	0	0
Group B Arrests						
Offense	Adult	Juvenile	Robbery	3	2	2
Bad Checks	0	0	Theft - Pocket-picking	1	0	0
Curfew/Vagrancy	0	2	Theft - Purse Snatching	0	0	0
Disorderly Conduct	8	0	Theft - Shoplifting	49	34	57
DUI	59	1	Theft From Building	12	2	0
Drunkenness	30	2	Theft From Coin Machine	1	0	0
Family-Non Violent	7	0	Theft From Motor Vehicle	47	12	2
Liquor Law Violations	1	0	Theft of Motor Vehicle Parts	17	3	2
Peeping Tom	0	0	Theft - All Other Larceny	69	16	35
Trespass	14	0	Motor Vehicle Theft	36	7	6
All Other Offenses	139	7	Stolen Property Offenses	7	6	1
Total Group B	258	12	Crimes Against Society			
			Animal Cruelty	0	0	0
			Drug/Narcotic Violations	257	205	182
			Drug/Narcotic Equipment Violations	194	140	31
			Gambling - Betting/Wagering	0	0	0
			Gambling - Operating/Promoting	0	0	0
			Gambling - Equipment Violations	0	0	0
			Gambling - Sports Tampering	0	0	0
			Pornography/Obscene Material	2	0	0
			Prostitution	0	0	0
			Prostitution Assisting/Promoting	0	0	0
			Purchasing Prostitution	0	0	0
			Weapon Law Violations	20	17	9
			Total Group A Offenses	1,240	576	398
						16

Crime in Tennessee 2022

(*) Offenses are counted using the FBI Units of Count for Crime

(**) The 'Arrests' column shows arrests made for incidents during the selected period, regardless of arrest date. Arrest counts for the same period may change over time.

Alexandria Police Department - NIBRS Agency Crime Overview - 2022

2022 Population Estimate		987	Offenses (*)		Arrests (**)	
Offense Overview			Reported	Cleared	Adult	Juvenile
Group A Offenses						
Crimes Against Persons						
Offense Total	16		0	0	0	0
Number Cleared	8		0	0	0	0
Percent Cleared	50.00%		0	0	0	0
Group A Crimes per 100,000 population	1,621.1		0	0	0	0
Arrest Overview						
Total Arrests	12		0	0	0	0
Adult Arrests	11		0	0	0	0
Juvenile Arrests	1		1	1	1	0
Unknown Age	0		6	4	3	0
Arrests per 100,000 population	1,215.8		0	0	0	0
Average number offenses/incident	1.14		0	0	0	0
Domestic Violence Victims						
Offense	Reported	Cleared				
Murder	0	0				
Aggravated Assault	1	1				
Simple Assault	5	4				
Intimidation	0	0				
Stalking	0	0				
Forcible Rape	0	0				
Forcible Sodomy	0	0				
Sexual Assault W/Object	0	0				
Forcible Fondling	0	0				
Incest	0	0				
Statutory Rape	0	0				
Kidnapping/Abduction	0	0				
Commercial Sex Acts	0	0				
Involuntary Servitude	0	0				
Total	6	5				
Group B Arrests						
Offense	Adult	Juvenile				
Bad Checks	0	0				
Curfew/Vagrancy	0	0				
Disorderly Conduct	0	0				
DUI	2	0				
Drunkenness	0	0				
Family-Non Violent	0	0				
Liquor Law Violations	0	0				
Peeping Tom	0	0				
Trespass	0	0				
All Other Offenses	2	0				
Total Group B	4	0				
Crimes Against Property						
Arson	0	0				
Bribery	0	0				
Burglary	1	1			1	1
Counterfeiting/Forgery	0	0			0	0
Destruction/Damage/Vandalism	2	1			1	0
Embezzlement	0	0			0	0
Extortion/Blackmail	0	0			0	0
Fraud - False Pretenses	0	0			0	0
Fraud - Credit Card/ATM	2	0			0	0
Fraud - Impersonation	0	0			0	0
Fraud - Welfare	0	0			0	0
Fraud - Wire	0	0			0	0
Fraud - Identity Theft	0	0			0	0
Fraud - Computer Hacking/Invasion	1	0			0	0
Robbery	0	0			0	0
Theft - Pocket-picking	0	0			0	0
Theft - Purse Snatching	0	0			0	0
Theft - Shoplifting	1	1			1	0
Theft From Building	1	0			0	0
Theft From Coin Machine	0	0			0	0
Theft From Motor Vehicle	0	0			0	0
Theft of Motor Vehicle Parts	0	0			0	0
Theft - All Other Larceny	0	0			0	0
Motor Vehicle Theft	0	0			0	0
Stolen Property Offenses	0	0			0	0
Crimes Against Society						
Animal Cruelty	0	0			0	0
Drug/Narcotic Violations	0	0			0	0
Drug/Narcotic Equipment Violations	1	0			0	0
Gambling - Betting/Wagering	0	0			0	0
Gambling - Operating/Promoting	0	0			0	0
Gambling - Equipment Violations	0	0			0	0
Gambling - Sports Tampering	0	0			0	0
Pornography/Obscene Material	0	0			0	0
Prostitution	0	0			0	0
Prostitution Assisting/Promoting	0	0			0	0
Purchasing Prostitution	0	0			0	0
Weapon Law Violations	0	0			0	0
Total Group A Offenses	16	8			7	1

Crime in Tennessee 2022

(*) Offenses are counted using the FBI Units of Count for Crime

(**) The 'Arrests' column shows arrests made for incidents during the selected period, regardless of arrest date. Arrest counts for the same period may change over time.

Algood Police Department - NIBRS Agency Crime Overview - 2022

2022 Population Estimate		4,012		Offenses (*)		Arrests (**)	
				Reported	Cleared	Adult	Juvenile
Offense Overview				Group A Offenses			
Crimes Against Persons							
Offense Total	216	Murder	0	0	0	0	
Number Cleared	70	Negligent Manslaughter	0	0	0	0	
Percent Cleared	32.41%	Negligent Vehicular Manslaughter	0	0	0	0	
Group A Crimes per 100,000 population	5,383.8	Kidnapping/Abduction	0	0	0	0	
		Forcible Rape	0	0	0	0	
		Forcible Sodomy	0	0	0	0	
		Sexual Assault W/Object	0	0	0	0	
		Forcible Fondling	1	0	0	0	
		Incest	0	0	0	0	
		Statutory Rape	0	0	0	0	
		Aggravated Assault	11	3	3	0	
		Simple Assault	25	9	5	3	
		Intimidation	12	2	2	0	
		Stalking	0	0	0	0	
		Commercial Sex Acts	0	0	0	0	
		Involuntary Servitude	0	0	0	0	
		Crimes Against Property					
		Arson	0	0	0	0	
		Bribery	0	0	0	0	
		Burglary	3	0	0	0	
		Counterfeiting/Forgery	2	0	0	0	
		Destruction/Damage/Vandalism	16	1	0	0	
		Embezzlement	0	0	0	0	
		Extortion/Blackmail	1	0	0	0	
		Fraud - False Pretenses	3	1	1	0	
		Fraud - Credit Card/ATM	5	0	0	0	
		Fraud - Impersonation	2	0	0	0	
		Fraud - Welfare	0	0	0	0	
		Fraud - Wire	4	0	0	0	
		Fraud - Identity Theft	2	0	0	0	
		Fraud - Computer Hacking/Invasion	0	0	0	0	
		Robbery	0	0	0	0	
		Theft - Pocket-picking	0	0	0	0	
		Theft - Purse Snatching	0	0	0	0	
		Theft - Shoplifting	23	14	16	0	
		Theft From Building	2	0	0	0	
		Theft From Coin Machine	0	0	0	0	
		Theft From Motor Vehicle	1	0	0	0	
		Theft of Motor Vehicle Parts	2	1	0	0	
		Theft - All Other Larceny	22	1	0	0	
		Motor Vehicle Theft	7	3	2	0	
		Stolen Property Offenses	8	2	2	0	
		Crimes Against Society					
		Animal Cruelty	0	0	0	0	
		Drug/Narcotic Violations	35	19	14	0	
		Drug/Narcotic Equipment Violations	26	12	1	0	
		Gambling - Betting/Wagering	0	0	0	0	
		Gambling - Operating/Promoting	0	0	0	0	
		Gambling - Equipment Violations	0	0	0	0	
		Gambling - Sports Tampering	0	0	0	0	
		Pornography/Obscene Material	0	0	0	0	
		Prostitution	0	0	0	0	
		Prostitution Assisting/Promoting	0	0	0	0	
		Purchasing Prostitution	0	0	0	0	
		Weapon Law Violations	3	2	2	0	
		Total Group A Offenses	216	70	48	3	
Domestic Violence Victims							
Offense	Reported	Cleared					
Murder	0	0					
Aggravated Assault	4	1					
Simple Assault	10	6					
Intimidation	1	0					
Stalking	0	0					
Forcible Rape	0	0					
Forcible Sodomy	0	0					
Sexual Assault W/Object	0	0					
Forcible Fondling	0	0					
Incest	0	0					
Statutory Rape	0	0					
Kidnapping/Abduction	0	0					
Commercial Sex Acts	0	0					
Involuntary Servitude	0	0					
Total	15	7					
Group B Arrests							
Offense	Adult	Juvenile					
Bad Checks	0	0					
Curfew/Vagrancy	0	0					
Disorderly Conduct	0	0					
DUI	11	0					
Drunkenness	10	0					
Family-Non Violent	0	0					
Liquor Law Violations	0	0					
Peeping Tom	0	0					
Trespass	5	0					
All Other Offenses	19	0					
Total Group B	45	0					

Crime in Tennessee 2022

(*) Offenses are counted using the FBI Units of Count for Crime

(**) The 'Arrests' column shows arrests made for incidents during the selected period, regardless of arrest date. Arrest counts for the same period may change over time.

Ardmore Police Department - NIBRS Agency Crime Overview - 2022

2022 Population Estimate	1,212	Offenses (*)		Arrests (**)		
		Group A Offenses	Reported	Cleared	Adult	Juvenile
Offense Overview		Crimes Against Persons				
Offense Total	107	Murder	0	0	0	0
Number Cleared	34	Negligent Manslaughter	0	0	0	0
Percent Cleared	31.78%	Negligent Vehicular Manslaughter	0	0	0	0
Group A Crimes per 100,000 population	8,828.4	Kidnapping/Abduction	1	1	0	0
		Forcible Rape	0	0	0	0
		Forcible Sodomy	0	0	0	0
		Sexual Assault W/Object	0	0	0	0
		Forcible Fondling	0	0	0	0
		Incest	0	0	0	0
		Statutory Rape	0	0	0	0
		Aggravated Assault	1	1	1	0
		Simple Assault	22	8	8	0
		Intimidation	6	1	1	0
		Stalking	0	0	0	0
		Commercial Sex Acts	0	0	0	0
		Involuntary Servitude	0	0	0	0
		Crimes Against Property				
		Arson	0	0	0	0
		Bribery	0	0	0	0
		Burglary	4	2	1	0
		Counterfeiting/Forgery	6	1	1	0
		Destruction/Damage/Vandalism	8	0	0	0
		Embezzlement	0	0	0	0
		Extortion/Blackmail	1	0	0	0
		Fraud - False Pretenses	0	0	0	0
		Fraud - Credit Card/ATM	1	1	0	0
		Fraud - Impersonation	1	0	0	0
		Fraud - Welfare	0	0	0	0
		Fraud - Wire	0	0	0	0
		Fraud - Identity Theft	1	0	0	0
		Fraud - Computer Hacking/Invasion	0	0	0	0
		Robbery	2	1	1	0
		Theft - Pocket-picking	0	0	0	0
		Theft - Purse Snatching	0	0	0	0
		Theft - Shoplifting	6	3	3	0
		Theft From Building	7	1	1	0
		Theft From Coin Machine	0	0	0	0
		Theft From Motor Vehicle	1	0	0	0
		Theft of Motor Vehicle Parts	8	2	2	0
		Theft - All Other Larceny	17	2	4	0
		Motor Vehicle Theft	6	3	2	0
		Stolen Property Offenses	0	0	0	0
		Crimes Against Society				
		Animal Cruelty	0	0	0	0
		Drug/Narcotic Violations	6	5	3	0
		Drug/Narcotic Equipment Violations	2	2	1	0
		Gambling - Betting/Wagering	0	0	0	0
		Gambling - Operating/Promoting	0	0	0	0
		Gambling - Equipment Violations	0	0	0	0
		Gambling - Sports Tampering	0	0	0	0
		Pornography/Obscene Material	0	0	0	0
		Prostitution	0	0	0	0
		Prostitution Assisting/Promoting	0	0	0	0
		Purchasing Prostitution	0	0	0	0
		Weapon Law Violations	0	0	0	0
		Total Group A Offenses	107	34	29	0
Domestic Violence Victims						
Offense	Reported	Cleared				
Murder	0	0				
Aggravated Assault	1	1				
Simple Assault	13	8				
Intimidation	2	0				
Stalking	0	0				
Forcible Rape	0	0				
Forcible Sodomy	0	0				
Sexual Assault W/Object	0	0				
Forcible Fondling	0	0				
Incest	0	0				
Statutory Rape	0	0				
Kidnapping/Abduction	1	1				
Commercial Sex Acts	0	0				
Involuntary Servitude	0	0				
Total	17	10				
Group B Arrests						
Offense	Adult	Juvenile				
Bad Checks	0	0				
Curfew/Vagrancy	0	0				
Disorderly Conduct	1	0				
DUI	3	0				
Drunkenness	5	0				
Family-Non Violent	0	0				
Liquor Law Violations	0	0				
Peeping Tom	0	0				
Trespass	1	0				
All Other Offenses	22	0				
Total Group B	32	0				

Crime in Tennessee 2022

(*) Offenses are counted using the FBI Units of Count for Crime

(**) The 'Arrests' column shows arrests made for incidents during the selected period, regardless of arrest date. Arrest counts for the same period may change over time.

Ashland City Police Department - NIBRS Agency Crime Overview - 2022

2022 Population Estimate		5,152		Offenses (*)		Arrests (**)		
Offense Overview		Group A Offenses		Reported	Cleared	Adult	Juvenile	
Offense Total	547	Crimes Against Persons						
Number Cleared	402	Murder		0	0	0	0	
Percent Cleared	73.49%	Negligent Manslaughter		0	0	0	0	
Group A Crimes per 100,000 population	10,617.2	Negligent Vehicular Manslaughter		0	0	0	0	
		Kidnapping/Abduction		1	1	0	0	
		Forcible Rape		0	0	0	0	
		Forcible Sodomy		0	0	0	0	
		Sexual Assault W/Object		0	0	0	0	
		Forcible Fondling		2	0	0	0	
		Incest		0	0	0	0	
		Statutory Rape		0	0	0	0	
		Aggravated Assault		22	10	12	1	
		Simple Assault		46	29	20	1	
		Intimidation		13	1	1	0	
		Stalking		0	0	0	0	
		Commercial Sex Acts		0	0	0	0	
		Involuntary Servitude		0	0	0	0	
		Crimes Against Property						
		Arson		1	0	0	0	
		Bribery		0	0	0	0	
		Burglary		16	9	12	1	
		Counterfeiting/Forgery		7	5	4	0	
		Destruction/Damage/Vandalism		13	1	0	0	
		Embezzlement		4	2	1	0	
		Extortion/Blackmail		0	0	0	0	
		Fraud - False Pretenses		15	9	9	0	
		Fraud - Credit Card/ATM		7	0	0	0	
		Fraud - Impersonation		9	5	4	0	
		Fraud - Welfare		0	0	0	0	
		Fraud - Wire		0	0	0	0	
		Fraud - Identity Theft		0	0	0	0	
		Fraud - Computer Hacking/Invasion		0	0	0	0	
		Robbery		1	1	0	0	
		Theft - Pocket-picking		0	0	0	0	
		Theft - Purse Snatching		2	0	0	0	
		Theft - Shoplifting		58	43	37	1	
		Theft From Building		1	0	0	0	
		Theft From Coin Machine		0	0	0	0	
		Theft From Motor Vehicle		12	1	0	1	
		Theft of Motor Vehicle Parts		3	0	0	0	
		Theft - All Other Larceny		26	9	8	1	
		Motor Vehicle Theft		14	4	5	0	
		Stolen Property Offenses		4	2	2	0	
		Crimes Against Society						
		Animal Cruelty		0	0	0	0	
		Drug/Narcotic Violations		144	144	138	5	
		Drug/Narcotic Equipment Violations		111	111	12	0	
		Gambling - Betting/Wagering		0	0	0	0	
		Gambling - Operating/Promoting		0	0	0	0	
		Gambling - Equipment Violations		0	0	0	0	
		Gambling - Sports Tampering		0	0	0	0	
		Pornography/Obscene Material		0	0	0	0	
		Prostitution		0	0	0	0	
		Prostitution Assisting/Promoting		0	0	0	0	
		Purchasing Prostitution		0	0	0	0	
		Weapon Law Violations		15	15	13	0	
		Total Group A Offenses		547	402	278	11	
Domestic Violence Victims								
Offense	Reported	Cleared						
Murder	0	0						
Aggravated Assault	6	4						
Simple Assault	29	23						
Intimidation	0	0						
Stalking	0	0						
Forcible Rape	0	0						
Forcible Sodomy	0	0						
Sexual Assault W/Object	0	0						
Forcible Fondling	0	0						
Incest	0	0						
Statutory Rape	0	0						
Kidnapping/Abduction	1	1						
Commercial Sex Acts	0	0						
Involuntary Servitude	0	0						
Total	36	28						
Group B Arrests								
Offense	Adult	Juvenile						
Bad Checks	0	0						
Curfew/Vagrancy	0	0						
Disorderly Conduct	2	0						
DUI	33	0						
Drunkenness	5	0						
Family-Non Violent	2	0						
Liquor Law Violations	1	0						
Peeping Tom	0	0						
Trespass	4	0						
All Other Offenses	383	0						
Total Group B	430	0						

Crime in Tennessee 2022

(*) Offenses are counted using the FBI Units of Count for Crime

(**) The 'Arrests' column shows arrests made for incidents during the selected period, regardless of arrest date. Arrest counts for the same period may change over time.

Athens Police Department - NIBRS Agency Crime Overview - 2022

2022 Population Estimate		14,409	Offenses (*)		Arrests (**)	
Offense Overview			Reported	Cleared	Adult	Juvenile
Group A Offenses						
Crimes Against Persons						
Offense Total	2,299	Murder	0	0	0	0
Number Cleared	1,239	Negligent Manslaughter	0	0	0	0
Percent Cleared	53.89%	Negligent Vehicular Manslaughter	0	0	0	0
Group A Crimes per 100,000 population	15,955.3	Kidnapping/Abduction	8	7	1	0
Arrest Overview			Forcible Rape	8	2	2
Total Arrests	1,162	Forcible Sodomy	1	1	1	0
Adult Arrests	1,101	Sexual Assault W/Object	0	0	0	0
Juvenile Arrests	60	Forcible Fondling	9	1	0	0
Unknown Age	1	Incest	0	0	0	0
Arrests per 100,000 population	8,064.4	Statutory Rape	1	0	0	0
Average number offenses/incident	1.29	Aggravated Assault	99	59	51	1
Crimes Against Property			Simple Assault	273	162	108
Domestic Violence Victims			Intimidation	39	17	9
Offense	Reported	Cleared	Stalking	0	0	0
Murder	0	0	Commercial Sex Acts	0	0	0
Aggravated Assault	34	32	Involuntary Servitude	0	0	0
Simple Assault	156	113	Crimes Against Society			
Intimidation	11	7	Animal Cruelty	0	0	0
Stalking	0	0	Drug/Narcotic Violations	344	312	298
Forcible Rape	2	0	Drug/Narcotic Equipment Violations	355	327	113
Forcible Sodomy	0	0	Gambling - Betting/Wagering	0	0	0
Sexual Assault W/Object	0	0	Gambling - Operating/Promoting	0	0	0
Forcible Fondling	3	0	Gambling - Equipment Violations	0	0	0
Incest	0	0	Gambling - Sports Tampering	0	0	0
Statutory Rape	0	0	Pornography/Obscene Material	2	2	0
Kidnapping/Abduction	4	4	Prostitution	0	0	0
Commercial Sex Acts	0	0	Prostitution Assisting/Promoting	0	0	0
Involuntary Servitude	0	0	Purchasing Prostitution	0	0	0
Total	210	156	Weapon Law Violations	31	28	17
Group B Arrests			Total Group A Offenses	2,299	1,239	895
Offense	Adult	Juvenile				45
Bad Checks	0	0				
Curfew/Vagrancy	0	1				
Disorderly Conduct	25	0				
DUI	33	0				
Drunkenness	53	1				
Family-Non Violent	3	0				
Liquor Law Violations	1	0				
Peeping Tom	0	0				
Trespass	24	0				
All Other Offenses	67	13				
Total Group B	206	15				

Crime in Tennessee 2022

(*) Offenses are counted using the FBI Units of Count for Crime

(**) The 'Arrests' column shows arrests made for incidents during the selected period, regardless of arrest date. Arrest counts for the same period may change over time.

Atoka Police Department - NIBRS Agency Crime Overview - 2022

2022 Population Estimate		10,345	Offenses (*)		Arrests (**)	
Offense Overview			Reported	Cleared	Adult	Juvenile
Group A Offenses						
Crimes Against Persons						
Offense Total	191	Murder	0	0	0	0
Number Cleared	110	Negligent Manslaughter	0	0	0	0
Percent Cleared	57.59%	Negligent Vehicular Manslaughter	0	0	0	0
Group A Crimes per 100,000 population	1,846.3	Kidnapping/Abduction	2	1	1	0
		Forcible Rape	1	1	0	0
		Forcible Sodomy	0	0	0	0
		Sexual Assault W/Object	0	0	0	0
		Forcible Fondling	1	1	0	1
		Incest	0	0	0	0
		Statutory Rape	0	0	0	0
		Aggravated Assault	18	10	8	1
		Simple Assault	38	31	23	2
		Intimidation	11	6	6	0
		Stalking	1	0	0	0
		Commercial Sex Acts	0	0	0	0
		Involuntary Servitude	0	0	0	0
		Crimes Against Property				
		Arson	0	0	0	0
		Bribery	0	0	0	0
		Burglary	9	2	2	0
		Counterfeiting/Forgery	5	2	1	0
		Destruction/Damage/Vandalism	13	5	3	5
		Embezzlement	1	0	0	0
		Extortion/Blackmail	0	0	0	0
		Fraud - False Pretenses	5	1	1	0
		Fraud - Credit Card/ATM	2	1	0	1
		Fraud - Impersonation	0	0	0	0
		Fraud - Welfare	0	0	0	0
		Fraud - Wire	0	0	0	0
		Fraud - Identity Theft	1	0	0	0
		Fraud - Computer Hacking/Invasion	0	0	0	0
		Robbery	1	0	0	0
		Theft - Pocket-picking	0	0	0	0
		Theft - Purse Snatching	0	0	0	0
		Theft - Shoplifting	14	3	4	0
		Theft From Building	3	1	1	0
		Theft From Coin Machine	0	0	0	0
		Theft From Motor Vehicle	5	2	2	0
		Theft of Motor Vehicle Parts	6	1	1	0
		Theft - All Other Larceny	10	3	2	0
		Motor Vehicle Theft	3	0	0	0
		Stolen Property Offenses	3	2	1	0
		Crimes Against Society				
		Animal Cruelty	0	0	0	0
		Drug/Narcotic Violations	23	23	21	2
		Drug/Narcotic Equipment Violations	13	13	2	0
		Gambling - Betting/Wagering	0	0	0	0
		Gambling - Operating/Promoting	0	0	0	0
		Gambling - Equipment Violations	0	0	0	0
		Gambling - Sports Tampering	0	0	0	0
		Pornography/Obscene Material	1	0	0	0
		Prostitution	0	0	0	0
		Prostitution Assisting/Promoting	0	0	0	0
		Purchasing Prostitution	0	0	0	0
		Weapon Law Violations	1	1	1	0
		Total Group A Offenses	191	110	80	12
Domestic Violence Victims						
Offense	Reported	Cleared				
Murder	0	0				
Aggravated Assault	15	9				
Simple Assault	27	26				
Intimidation	9	5				
Stalking	0	0				
Forcible Rape	0	0				
Forcible Sodomy	0	0				
Sexual Assault W/Object	0	0				
Forcible Fondling	1	1				
Incest	0	0				
Statutory Rape	0	0				
Kidnapping/Abduction	1	1				
Commercial Sex Acts	0	0				
Involuntary Servitude	0	0				
Total	53	42				
Group B Arrests						
Offense	Adult	Juvenile				
Bad Checks	0	0				
Curfew/Vagrancy	0	0				
Disorderly Conduct	0	0				
DUI	8	0				
Drunkenness	6	0				
Family-Non Violent	3	0				
Liquor Law Violations	0	0				
Peeping Tom	0	0				
Trespass	0	0				
All Other Offenses	20	2				
Total Group B	37	2				

Crime in Tennessee 2022

(*) Offenses are counted using the FBI Units of Count for Crime

(**) The 'Arrests' column shows arrests made for incidents during the selected period, regardless of arrest date. Arrest counts for the same period may change over time.

Bartlett Police Department - NIBRS Agency Crime Overview - 2022

2022 Population Estimate		56,928	Offenses (*)		Arrests (**)	
Offense Overview			Reported	Cleared	Adult	Juvenile
Group A Offenses						
Crimes Against Persons						
Offense Total	3,189	Murder	1	1	1	0
Number Cleared	1,342	Negligent Manslaughter	0	0	0	0
Percent Cleared	42.08%	Negligent Vehicular Manslaughter	0	0	0	0
Group A Crimes per 100,000 population	5,601.8	Kidnapping/Abduction	12	8	5	0
		Forcible Rape	9	2	0	1
		Forcible Sodomy	6	0	0	0
		Sexual Assault W/Object	2	1	1	0
		Forcible Fondling	18	5	0	2
		Incest	1	0	0	0
		Statutory Rape	1	0	0	0
		Aggravated Assault	103	51	26	3
		Simple Assault	278	140	82	13
		Intimidation	190	35	17	2
		Stalking	9	5	4	0
		Commercial Sex Acts	0	0	0	0
		Involuntary Servitude	0	0	0	0
		Crimes Against Property				
		Arson	6	4	1	2
		Bribery	0	0	0	0
		Burglary	87	13	10	7
		Counterfeiting/Forgery	104	50	37	1
		Destruction/Damage/Vandalism	317	57	11	1
		Embezzlement	27	16	11	6
		Extortion/Blackmail	15	1	0	0
		Fraud - False Pretenses	217	93	93	1
		Fraud - Credit Card/ATM	32	6	3	2
		Fraud - Impersonation	23	18	9	0
		Fraud - Welfare	0	0	0	0
		Fraud - Wire	33	0	0	0
		Fraud - Identity Theft	20	2	0	0
		Fraud - Computer Hacking/Invasion	1	0	0	0
		Robbery	16	6	6	2
		Theft - Pocket-picking	3	0	0	0
		Theft - Purse Snatching	0	0	0	0
		Theft - Shoplifting	281	155	172	22
		Theft From Building	125	21	13	1
		Theft From Coin Machine	1	0	0	0
		Theft From Motor Vehicle	331	39	18	3
		Theft of Motor Vehicle Parts	81	4	4	0
		Theft - All Other Larceny	100	7	6	1
		Motor Vehicle Theft	126	19	14	5
		Stolen Property Offenses	42	41	44	1
		Crimes Against Society				
		Animal Cruelty	15	6	5	0
		Drug/Narcotic Violations	345	335	295	15
		Drug/Narcotic Equipment Violations	109	108	10	0
		Gambling - Betting/Wagering	0	0	0	0
		Gambling - Operating/Promoting	0	0	0	0
		Gambling - Equipment Violations	0	0	0	0
		Gambling - Sports Tampering	0	0	0	0
		Pornography/Obscene Material	8	2	0	1
		Prostitution	1	0	0	0
		Prostitution Assisting/Promoting	0	0	0	0
		Purchasing Prostitution	0	0	0	0
		Weapon Law Violations	93	91	33	9
		Total Group A Offenses	3,189	1,342	931	101
Domestic Violence Victims						
Offense	Reported	Cleared				
Murder	0	0				
Aggravated Assault	35	21				
Simple Assault	144	86				
Intimidation	59	15				
Stalking	3	2				
Forcible Rape	2	0				
Forcible Sodomy	2	0				
Sexual Assault W/Object	1	1				
Forcible Fondling	6	2				
Incest	1	0				
Statutory Rape	0	0				
Kidnapping/Abduction	10	6				
Commercial Sex Acts	0	0				
Involuntary Servitude	0	0				
Total	263	133				
Group B Arrests						
Offense	Adult	Juvenile				
Bad Checks	3	0				
Curfew/Vagrancy	0	0				
Disorderly Conduct	3	0				
DUI	50	0				
Drunkenness	44	0				
Family-Non Violent	3	0				
Liquor Law Violations	3	0				
Peeping Tom	0	0				
Trespass	14	0				
All Other Offenses	2,359	0				
Total Group B	2,479	0				

Crime in Tennessee 2022

(*) Offenses are counted using the FBI Units of Count for Crime

(**) The 'Arrests' column shows arrests made for incidents during the selected period, regardless of arrest date. Arrest counts for the same period may change over time.

Baxter Police Department - NIBRS Agency Crime Overview - 2022

2022 Population Estimate		1,677		Offenses (*)		Arrests (**)	
				Reported	Cleared	Adult	Juvenile
Offense Overview				Group A Offenses			
				Crimes Against Persons			
Offense Total	67	Murder	0	0	0	0	
Number Cleared	33	Negligent Manslaughter	0	0	0	0	
Percent Cleared	49.25%	Negligent Vehicular Manslaughter	0	0	0	0	
Group A Crimes per 100,000 population	3,995.2	Kidnapping/Abduction	0	0	0	0	
		Forcible Rape	0	0	0	0	
		Forcible Sodomy	0	0	0	0	
		Sexual Assault W/Object	0	0	0	0	
		Forcible Fondling	2	0	0	0	
		Incest	0	0	0	0	
		Statutory Rape	0	0	0	0	
		Aggravated Assault	1	1	1	0	
		Simple Assault	10	8	6	0	
		Intimidation	1	1	1	0	
		Stalking	0	0	0	0	
		Commercial Sex Acts	0	0	0	0	
		Involuntary Servitude	0	0	0	0	
		Crimes Against Property					
		Arson	0	0	0	0	
		Bribery	0	0	0	0	
		Burglary	4	0	0	0	
		Counterfeiting/Forgery	1	0	0	0	
		Destruction/Damage/Vandalism	6	0	1	0	
		Embezzlement	0	0	0	0	
		Extortion/Blackmail	0	0	0	0	
		Fraud - False Pretenses	2	0	0	0	
		Fraud - Credit Card/ATM	0	0	0	0	
		Fraud - Impersonation	0	0	0	0	
		Fraud - Welfare	0	0	0	0	
		Fraud - Wire	0	0	0	0	
		Fraud - Identity Theft	0	0	0	0	
		Fraud - Computer Hacking/Invasion	1	0	0	0	
		Robbery	0	0	0	0	
		Theft - Pocket-picking	0	0	0	0	
		Theft - Purse Snatching	0	0	0	0	
		Theft - Shoplifting	5	4	2	0	
		Theft From Building	1	0	0	0	
		Theft From Coin Machine	1	0	0	0	
		Theft From Motor Vehicle	0	0	0	0	
		Theft of Motor Vehicle Parts	0	0	0	0	
		Theft - All Other Larceny	10	2	3	0	
		Motor Vehicle Theft	4	1	1	0	
		Stolen Property Offenses	0	0	0	0	
		Crimes Against Society					
		Animal Cruelty	0	0	0	0	
		Drug/Narcotic Violations	11	9	9	0	
		Drug/Narcotic Equipment Violations	4	4	1	0	
		Gambling - Betting/Wagering	0	0	0	0	
		Gambling - Operating/Promoting	0	0	0	0	
		Gambling - Equipment Violations	0	0	0	0	
		Gambling - Sports Tampering	0	0	0	0	
		Pornography/Obscene Material	0	0	0	0	
		Prostitution	0	0	0	0	
		Prostitution Assisting/Promoting	0	0	0	0	
		Purchasing Prostitution	0	0	0	0	
		Weapon Law Violations	3	3	2	0	
		Total Group A Offenses	67	33	27	0	
Domestic Violence Victims							
Offense	Reported	Cleared					
Murder	0	0					
Aggravated Assault	0	0					
Simple Assault	0	0					
Intimidation	0	0					
Stalking	0	0					
Forcible Rape	0	0					
Forcible Sodomy	0	0					
Sexual Assault W/Object	0	0					
Forcible Fondling	0	0					
Incest	0	0					
Statutory Rape	0	0					
Kidnapping/Abduction	0	0					
Commercial Sex Acts	0	0					
Involuntary Servitude	0	0					
Total	0	0					
Group B Arrests							
Offense	Adult	Juvenile					
Bad Checks	0	0					
Curfew/Vagrancy	0	0					
Disorderly Conduct	2	0					
DUI	13	0					
Drunkenness	3	0					
Family-Non Violent	0	0					
Liquor Law Violations	0	0					
Peeping Tom	0	0					
Trespass	2	0					
All Other Offenses	3	1					
Total Group B	23	1					

Crime in Tennessee 2022

(*) Offenses are counted using the FBI Units of Count for Crime

(**) The 'Arrests' column shows arrests made for incidents during the selected period, regardless of arrest date. Arrest counts for the same period may change over time.

Bean Station Police Department - NIBRS Agency Crime Overview - 2022

2022 Population Estimate		2,983		Offenses (*)		Arrests (**)	
Offense Overview		Group A Offenses		Reported	Cleared	Adult	Juvenile
Offense Total	83	Crimes Against Persons					
Number Cleared	56	Murder		0	0	0	0
Percent Cleared	67.47%	Negligent Manslaughter		0	0	0	0
Group A Crimes per 100,000 population	2,782.4	Negligent Vehicular Manslaughter		0	0	0	0
		Kidnapping/Abduction		0	0	0	0
		Forcible Rape		0	0	0	0
		Forcible Sodomy		0	0	0	0
		Sexual Assault W/Object		0	0	0	0
		Forcible Fondling		0	0	0	0
		Incest		0	0	0	0
		Statutory Rape		0	0	0	0
		Aggravated Assault		10	9	8	0
		Simple Assault		4	3	2	1
		Intimidation		0	0	0	0
		Stalking		0	0	0	0
		Commercial Sex Acts		0	0	0	0
		Involuntary Servitude		0	0	0	0
		Crimes Against Property					
		Arson		0	0	0	0
		Bribery		0	0	0	0
		Burglary		7	2	2	0
		Counterfeiting/Forgery		0	0	0	0
		Destruction/Damage/Vandalism		6	4	3	0
		Embezzlement		0	0	0	0
		Extortion/Blackmail		0	0	0	0
		Fraud - False Pretenses		0	0	0	0
		Fraud - Credit Card/ATM		0	0	0	0
		Fraud - Impersonation		0	0	0	0
		Fraud - Welfare		0	0	0	0
		Fraud - Wire		0	0	0	0
		Fraud - Identity Theft		0	0	0	0
		Fraud - Computer Hacking/Invasion		0	0	0	0
		Robbery		0	0	0	0
		Theft - Pocket-picking		0	0	0	0
		Theft - Purse Snatching		0	0	0	0
		Theft - Shoplifting		6	4	4	0
		Theft From Building		1	0	0	0
		Theft From Coin Machine		0	0	0	0
		Theft From Motor Vehicle		3	0	0	0
		Theft of Motor Vehicle Parts		0	0	0	0
		Theft - All Other Larceny		8	1	0	0
		Motor Vehicle Theft		6	1	1	0
		Stolen Property Offenses		2	2	1	0
		Crimes Against Society					
		Animal Cruelty		0	0	0	0
		Drug/Narcotic Violations		18	18	17	0
		Drug/Narcotic Equipment Violations		8	8	4	0
		Gambling - Betting/Wagering		0	0	0	0
		Gambling - Operating/Promoting		0	0	0	0
		Gambling - Equipment Violations		0	0	0	0
		Gambling - Sports Tampering		0	0	0	0
		Pornography/Obscene Material		0	0	0	0
		Prostitution		0	0	0	0
		Prostitution Assisting/Promoting		0	0	0	0
		Purchasing Prostitution		0	0	0	0
		Weapon Law Violations		4	4	2	0
		Total Group A Offenses		83	56	44	1

Domestic Violence Victims		
Offense	Reported	Cleared
Murder	0	0
Aggravated Assault	9	8
Simple Assault	3	3
Intimidation	0	0
Stalking	0	0
Forcible Rape	0	0
Forcible Sodomy	0	0
Sexual Assault W/Object	0	0
Forcible Fondling	0	0
Incest	0	0
Statutory Rape	0	0
Kidnapping/Abduction	0	0
Commercial Sex Acts	0	0
Involuntary Servitude	0	0
Total	12	11

Group B Arrests		
Offense	Adult	Juvenile
Bad Checks	0	0
Curfew/Vagrancy	0	0
Disorderly Conduct	0	0
DUI	13	0
Drunkenness	4	0
Family-Non Violent	0	0
Liquor Law Violations	0	0
Peeping Tom	0	0
Trespass	1	0
All Other Offenses	0	0
Total Group B	18	0

Crime in Tennessee 2022

(*) Offenses are counted using the FBI Units of Count for Crime

(**) The 'Arrests' column shows arrests made for incidents during the selected period, regardless of arrest date. Arrest counts for the same period may change over time.

Belle Meade Police Department - NIBRS Agency Crime Overview - 2022

2022 Population Estimate		2,593	Offenses (*)		Arrests (**)	
Offense Overview			Reported	Cleared	Adult	Juvenile
Group A Offenses						
Crimes Against Persons						
Offense Total	69	Murder	0	0	0	0
Number Cleared	20	Negligent Manslaughter	0	0	0	0
Percent Cleared	28.99%	Negligent Vehicular Manslaughter	0	0	0	0
Group A Crimes per 100,000 population	2,661.0	Kidnapping/Abduction	0	0	0	0
		Forcible Rape	0	0	0	0
		Forcible Sodomy	0	0	0	0
		Sexual Assault W/Object	0	0	0	0
		Forcible Fondling	0	0	0	0
		Incest	0	0	0	0
Arrest Overview		Statutory Rape	0	0	0	0
Total Arrests	44	Aggravated Assault	0	0	0	0
Adult Arrests	38	Simple Assault	1	0	0	0
Juvenile Arrests	6	Intimidation	0	0	0	0
Unknown Age	0	Stalking	0	0	0	0
Arrests per 100,000 population	1,696.9	Commercial Sex Acts	0	0	0	0
		Involuntary Servitude	0	0	0	0
Average number offenses/incident	1.21	Crimes Against Property				
Domestic Violence Victims						
Offense	Reported	Cleared	Arson	0	0	0
Murder	0	0	Bribery	0	0	0
Aggravated Assault	0	0	Burglary	5	0	0
Simple Assault	0	0	Counterfeiting/Forgery	3	0	0
Intimidation	0	0	Destruction/Damage/Vandalism	8	0	0
Stalking	0	0	Embezzlement	0	0	0
Forcible Rape	0	0	Extortion/Blackmail	0	0	0
Forcible Sodomy	0	0	Fraud - False Pretenses	3	0	0
Sexual Assault W/Object	0	0	Fraud - Credit Card/ATM	2	0	0
Forcible Fondling	0	0	Fraud - Impersonation	4	0	0
Incest	0	0	Fraud - Welfare	0	0	0
Statutory Rape	0	0	Fraud - Wire	2	0	0
Kidnapping/Abduction	0	0	Fraud - Identity Theft	0	0	0
Commercial Sex Acts	0	0	Fraud - Computer Hacking/Invasion	0	0	0
Involuntary Servitude	0	0	Robbery	0	0	0
Total	0	0	Theft - Pocket-picking	0	0	0
			Theft - Purse Snatching	0	0	0
			Theft - Shoplifting	0	0	0
			Theft From Building	2	0	0
			Theft From Coin Machine	0	0	0
			Theft From Motor Vehicle	7	0	0
			Theft of Motor Vehicle Parts	1	0	0
			Theft - All Other Larceny	7	0	0
			Motor Vehicle Theft	2	0	0
			Stolen Property Offenses	9	8	7
			Crimes Against Society			
			Animal Cruelty	1	0	0
			Drug/Narcotic Violations	7	7	5
			Drug/Narcotic Equipment Violations	3	3	0
			Gambling - Betting/Wagering	0	0	0
			Gambling - Operating/Promoting	0	0	0
			Gambling - Equipment Violations	0	0	0
			Gambling - Sports Tampering	0	0	0
			Pornography/Obscene Material	0	0	0
			Prostitution	0	0	0
			Prostitution Assisting/Promoting	0	0	0
			Purchasing Prostitution	0	0	0
			Weapon Law Violations	2	2	1
			Total Group A Offenses	69	20	13
						6
Group B Arrests						
Offense	Adult	Juvenile				
Bad Checks	0	0				
Curfew/Vagrancy	0	0				
Disorderly Conduct	0	0				
DUI	9	0				
Drunkenness	1	0				
Family-Non Violent	0	0				
Liquor Law Violations	0	0				
Peeping Tom	0	0				
Trespass	1	0				
All Other Offenses	14	0				
Total Group B	25	0				

Crime in Tennessee 2022

(*) Offenses are counted using the FBI Units of Count for Crime

(**) The 'Arrests' column shows arrests made for incidents during the selected period, regardless of arrest date. Arrest counts for the same period may change over time.

Bells Police Department - NIBRS Agency Crime Overview - 2022

2022 Population Estimate		2,501	Offenses (*)		Arrests (**)	
Offense Overview			Reported	Cleared	Adult	Juvenile
Group A Offenses						
Crimes Against Persons						
Offense Total	83	Murder	0	0	0	0
Number Cleared	24	Negligent Manslaughter	0	0	0	0
Percent Cleared	28.92%	Negligent Vehicular Manslaughter	0	0	0	0
Group A Crimes per 100,000 population	3,318.7	Kidnapping/Abduction	0	0	0	0
		Forcible Rape	3	1	1	0
		Forcible Sodomy	0	0	0	0
		Sexual Assault W/Object	0	0	0	0
		Forcible Fondling	3	0	0	0
		Incest	0	0	0	0
		Statutory Rape	0	0	0	0
		Aggravated Assault	12	11	7	0
		Simple Assault	8	3	3	0
		Intimidation	7	1	1	0
		Stalking	0	0	0	0
		Commercial Sex Acts	0	0	0	0
		Involuntary Servitude	0	0	0	0
		Crimes Against Property				
		Arson	2	0	0	0
		Bribery	0	0	0	0
		Burglary	4	0	0	0
		Counterfeiting/Forgery	1	0	0	0
		Destruction/Damage/Vandalism	12	1	1	0
		Embezzlement	0	0	0	0
		Extortion/Blackmail	0	0	0	0
		Fraud - False Pretenses	1	0	0	0
		Fraud - Credit Card/ATM	1	0	0	0
		Fraud - Impersonation	2	0	0	0
		Fraud - Welfare	0	0	0	0
		Fraud - Wire	0	0	0	0
		Fraud - Identity Theft	0	0	0	0
		Fraud - Computer Hacking/Invasion	0	0	0	0
		Robbery	0	0	0	0
		Theft - Pocket-picking	0	0	0	0
		Theft - Purse Snatching	0	0	0	0
		Theft - Shoplifting	1	0	0	0
		Theft From Building	6	0	0	0
		Theft From Coin Machine	0	0	0	0
		Theft From Motor Vehicle	2	0	0	0
		Theft of Motor Vehicle Parts	1	0	0	0
		Theft - All Other Larceny	6	0	0	0
		Motor Vehicle Theft	2	0	0	0
		Stolen Property Offenses	0	0	0	0
		Crimes Against Society				
		Animal Cruelty	0	0	0	0
		Drug/Narcotic Violations	6	4	3	0
		Drug/Narcotic Equipment Violations	1	1	0	0
		Gambling - Betting/Wagering	0	0	0	0
		Gambling - Operating/Promoting	0	0	0	0
		Gambling - Equipment Violations	0	0	0	0
		Gambling - Sports Tampering	0	0	0	0
		Pornography/Obscene Material	0	0	0	0
		Prostitution	0	0	0	0
		Prostitution Assisting/Promoting	0	0	0	0
		Purchasing Prostitution	0	0	0	0
		Weapon Law Violations	2	2	0	0
		Total Group A Offenses	83	24	16	0
Domestic Violence Victims						
Offense	Reported	Cleared				
Murder	0	0				
Aggravated Assault	4	3				
Simple Assault	6	3				
Intimidation	3	1				
Stalking	0	0				
Forcible Rape	1	1				
Forcible Sodomy	0	0				
Sexual Assault W/Object	0	0				
Forcible Fondling	1	0				
Incest	0	0				
Statutory Rape	0	0				
Kidnapping/Abduction	0	0				
Commercial Sex Acts	0	0				
Involuntary Servitude	0	0				
Total	15	8				
Group B Arrests						
Offense	Adult	Juvenile				
Bad Checks	0	0				
Curfew/Vagrancy	0	0				
Disorderly Conduct	1	0				
DUI	2	0				
Drunkenness	1	0				
Family-Non Violent	0	0				
Liquor Law Violations	0	0				
Peeping Tom	0	0				
Trespass	0	0				
All Other Offenses	1	0				
Total Group B	5	0				

Crime in Tennessee 2022

(*) Offenses are counted using the FBI Units of Count for Crime

(**) The 'Arrests' column shows arrests made for incidents during the selected period, regardless of arrest date. Arrest counts for the same period may change over time.

Benton Police Department - NIBRS Agency Crime Overview - 2022

2022 Population Estimate		1,506		Offenses (*)		Arrests (**)		
Offense Overview		Group A Offenses		Reported	Cleared	Adult	Juvenile	
Offense Total	238	Crimes Against Persons						
Number Cleared	165	Murder		0	0	0	0	
Percent Cleared	69.33%	Negligent Manslaughter		0	0	0	0	
Group A Crimes per 100,000 population	15,803.5	Negligent Vehicular Manslaughter		0	0	0	0	
		Kidnapping/Abduction		0	0	0	0	
		Forcible Rape		1	0	0	0	
		Forcible Sodomy		0	0	0	0	
		Sexual Assault W/Object		0	0	0	0	
		Forcible Fondling		0	0	0	0	
		Incest		0	0	0	0	
		Statutory Rape		0	0	0	0	
		Aggravated Assault		3	3	1	0	
		Simple Assault		15	11	4	0	
		Intimidation		0	0	0	0	
		Stalking		1	1	1	0	
		Commercial Sex Acts		0	0	0	0	
		Involuntary Servitude		0	0	0	0	
		Crimes Against Property						
		Arson		0	0	0	0	
		Bribery		0	0	0	0	
		Burglary		1	1	0	0	
		Counterfeiting/Forgery		0	0	0	0	
		Destruction/Damage/Vandalism		2	1	0	0	
		Embezzlement		0	0	0	0	
		Extortion/Blackmail		1	0	0	0	
		Fraud - False Pretenses		1	1	0	0	
		Fraud - Credit Card/ATM		3	0	0	0	
		Fraud - Impersonation		2	1	0	0	
		Fraud - Welfare		0	0	0	0	
		Fraud - Wire		0	0	0	0	
		Fraud - Identity Theft		0	0	0	0	
		Fraud - Computer Hacking/Invasion		0	0	0	0	
		Robbery		0	0	0	0	
		Theft - Pocket-picking		5	1	0	0	
		Theft - Purse Snatching		1	0	0	0	
		Theft - Shoplifting		18	12	7	0	
		Theft From Building		2	1	0	0	
		Theft From Coin Machine		0	0	0	0	
		Theft From Motor Vehicle		2	0	0	0	
		Theft of Motor Vehicle Parts		0	0	0	0	
		Theft - All Other Larceny		7	2	2	0	
		Motor Vehicle Theft		2	0	0	0	
		Stolen Property Offenses		0	0	0	0	
		Crimes Against Society						
		Animal Cruelty		0	0	0	0	
		Drug/Narcotic Violations		81	63	31	0	
		Drug/Narcotic Equipment Violations		85	66	9	0	
		Gambling - Betting/Wagering		0	0	0	0	
		Gambling - Operating/Promoting		0	0	0	0	
		Gambling - Equipment Violations		0	0	0	0	
		Gambling - Sports Tampering		0	0	0	0	
		Pornography/Obscene Material		1	0	0	0	
		Prostitution		0	0	0	0	
		Prostitution Assisting/Promoting		0	0	0	0	
		Purchasing Prostitution		0	0	0	0	
		Weapon Law Violations		4	1	0	0	
		Total Group A Offenses		238	165	55	0	
Domestic Violence Victims								
Offense	Reported	Cleared						
Murder	0	0						
Aggravated Assault	2	2						
Simple Assault	11	8						
Intimidation	0	0						
Stalking	1	1						
Forcible Rape	0	0						
Forcible Sodomy	0	0						
Sexual Assault W/Object	0	0						
Forcible Fondling	0	0						
Incest	0	0						
Statutory Rape	0	0						
Kidnapping/Abduction	0	0						
Commercial Sex Acts	0	0						
Involuntary Servitude	0	0						
Total	14	11						
Group B Arrests								
Offense	Adult	Juvenile						
Bad Checks	0	0						
Curfew/Vagrancy	0	0						
Disorderly Conduct	0	0						
DUI	12	0						
Drunkenness	0	0						
Family-Non Violent	0	0						
Liquor Law Violations	0	0						
Peeping Tom	0	0						
Trespass	0	0						
All Other Offenses	20	0						
Total Group B	32	0						

Crime in Tennessee 2022

(*) Offenses are counted using the FBI Units of Count for Crime

(**) The 'Arrests' column shows arrests made for incidents during the selected period, regardless of arrest date. Arrest counts for the same period may change over time.

Berry Hill Police Department - NIBRS Agency Crime Overview - 2022

2022 Population Estimate		1,865	Offenses (*)		Arrests (**)	
Offense Overview			Reported	Cleared	Adult	Juvenile
Group A Offenses						
Crimes Against Persons						
Offense Total	138	Murder	0	0	0	0
Number Cleared	22	Negligent Manslaughter	0	0	0	0
Percent Cleared	15.94%	Negligent Vehicular Manslaughter	0	0	0	0
Group A Crimes per 100,000 population	7,399.5	Kidnapping/Abduction	0	0	0	0
		Forcible Rape	0	0	0	0
		Forcible Sodomy	0	0	0	0
		Sexual Assault W/Object	0	0	0	0
		Forcible Fondling	0	0	0	0
		Incest	0	0	0	0
		Statutory Rape	0	0	0	0
		Aggravated Assault	2	1	2	0
		Simple Assault	9	4	2	0
		Intimidation	6	0	1	0
		Stalking	1	0	0	0
		Commercial Sex Acts	0	0	0	0
		Involuntary Servitude	0	0	0	0
		Crimes Against Property				
		Arson	0	0	0	0
		Bribery	0	0	0	0
		Burglary	9	2	2	0
		Counterfeiting/Forgery	1	1	1	0
		Destruction/Damage/Vandalism	16	5	2	0
		Embezzlement	2	1	0	0
		Extortion/Blackmail	0	0	0	0
		Fraud - False Pretenses	3	1	0	0
		Fraud - Credit Card/ATM	1	0	0	0
		Fraud - Impersonation	0	0	0	0
		Fraud - Welfare	0	0	0	0
		Fraud - Wire	5	0	0	0
		Fraud - Identity Theft	0	0	0	0
		Fraud - Computer Hacking/Invasion	0	0	0	0
		Robbery	1	0	0	0
		Theft - Pocket-picking	0	0	0	0
		Theft - Purse Snatching	0	0	0	0
		Theft - Shoplifting	26	2	1	0
		Theft From Building	4	0	0	0
		Theft From Coin Machine	0	0	0	0
		Theft From Motor Vehicle	26	0	0	0
		Theft of Motor Vehicle Parts	8	0	0	0
		Theft - All Other Larceny	10	1	2	0
		Motor Vehicle Theft	3	0	0	0
		Stolen Property Offenses	0	0	0	0
		Crimes Against Society				
		Animal Cruelty	0	0	0	0
		Drug/Narcotic Violations	1	1	1	0
		Drug/Narcotic Equipment Violations	1	1	0	0
		Gambling - Betting/Wagering	0	0	0	0
		Gambling - Operating/Promoting	0	0	0	0
		Gambling - Equipment Violations	0	0	0	0
		Gambling - Sports Tampering	0	0	0	0
		Pornography/Obscene Material	0	0	0	0
		Prostitution	0	0	0	0
		Prostitution Assisting/Promoting	0	0	0	0
		Purchasing Prostitution	0	0	0	0
		Weapon Law Violations	3	2	1	0
		Total Group A Offenses	138	22	15	0
Domestic Violence Victims						
Offense	Reported	Cleared				
Murder	0	0				
Aggravated Assault	0	0				
Simple Assault	4	3				
Intimidation	0	0				
Stalking	0	0				
Forcible Rape	0	0				
Forcible Sodomy	0	0				
Sexual Assault W/Object	0	0				
Forcible Fondling	0	0				
Incest	0	0				
Statutory Rape	0	0				
Kidnapping/Abduction	0	0				
Commercial Sex Acts	0	0				
Involuntary Servitude	0	0				
Total	4	3				
Group B Arrests						
Offense	Adult	Juvenile				
Bad Checks	0	0				
Curfew/Vagrancy	0	0				
Disorderly Conduct	0	0				
DUI	3	0				
Drunkenness	1	0				
Family-Non Violent	2	0				
Liquor Law Violations	2	0				
Peeping Tom	0	0				
Trespass	1	0				
All Other Offenses	5	0				
Total Group B	14	0				

Crime in Tennessee 2022

(*) Offenses are counted using the FBI Units of Count for Crime

(**) The 'Arrests' column shows arrests made for incidents during the selected period, regardless of arrest date. Arrest counts for the same period may change over time.

Big Sandy Police Department - NIBRS Agency Crime Overview - 2022

2022 Population Estimate		484	Offenses (*)		Arrests (**)	
			Reported	Cleared	Adult	Juvenile
Offense Overview			Group A Offenses			
			Crimes Against Persons			
Offense Total	86	Murder	0	0	0	0
Number Cleared	83	Negligent Manslaughter	0	0	0	0
Percent Cleared	96.51%	Negligent Vehicular Manslaughter	0	0	0	0
Group A Crimes per 100,000 population	17,768.6	Kidnapping/Abduction	0	0	0	0
		Forcible Rape	0	0	0	0
		Forcible Sodomy	0	0	0	0
		Sexual Assault W/Object	0	0	0	0
		Forcible Fondling	1	1	1	0
		Incest	0	0	0	0
		Statutory Rape	0	0	0	0
		Aggravated Assault	0	0	0	0
		Simple Assault	0	0	0	0
		Intimidation	0	0	0	0
Arrests per 100,000 population	10,537.2	Stalking	0	0	0	0
		Commercial Sex Acts	0	0	0	0
Average number offenses/incident	1.87	Involuntary Servitude	0	0	0	0
		Crimes Against Property				
		Arson	0	0	0	0
		Bribery	0	0	0	0
		Burglary	1	0	0	0
		Counterfeiting/Forgery	2	2	1	0
		Destruction/Damage/Vandalism	0	0	0	0
		Embezzlement	0	0	0	0
		Extortion/Blackmail	0	0	0	0
		Fraud - False Pretenses	0	0	0	0
		Fraud - Credit Card/ATM	0	0	0	0
		Fraud - Impersonation	1	1	0	0
		Fraud - Welfare	0	0	0	0
		Fraud - Wire	0	0	0	0
		Fraud - Identity Theft	0	0	0	0
		Fraud - Computer Hacking/Invasion	0	0	0	0
		Robbery	0	0	0	0
		Theft - Pocket-picking	0	0	0	0
		Theft - Purse Snatching	0	0	0	0
		Theft - Shoplifting	0	0	0	0
		Theft From Building	0	0	0	0
		Theft From Coin Machine	0	0	0	0
		Theft From Motor Vehicle	0	0	0	0
		Theft of Motor Vehicle Parts	0	0	0	0
		Theft - All Other Larceny	1	0	0	0
		Motor Vehicle Theft	0	0	0	0
		Stolen Property Offenses	0	0	0	0
		Crimes Against Society				
		Animal Cruelty	0	0	0	0
		Drug/Narcotic Violations	39	38	39	0
		Drug/Narcotic Equipment Violations	41	41	5	0
		Gambling - Betting/Wagering	0	0	0	0
		Gambling - Operating/Promoting	0	0	0	0
		Gambling - Equipment Violations	0	0	0	0
		Gambling - Sports Tampering	0	0	0	0
		Pornography/Obscene Material	0	0	0	0
		Prostitution	0	0	0	0
		Prostitution Assisting/Promoting	0	0	0	0
		Purchasing Prostitution	0	0	0	0
		Weapon Law Violations	0	0	0	0
		Total Group A Offenses	86	83	46	0
Domestic Violence Victims						
Offense	Reported	Cleared				
Murder	0	0				
Aggravated Assault	0	0				
Simple Assault	0	0				
Intimidation	0	0				
Stalking	0	0				
Forcible Rape	0	0				
Forcible Sodomy	0	0				
Sexual Assault W/Object	0	0				
Forcible Fondling	0	0				
Incest	0	0				
Statutory Rape	0	0				
Kidnapping/Abduction	0	0				
Commercial Sex Acts	0	0				
Involuntary Servitude	0	0				
Total	0	0				
Group B Arrests						
Offense	Adult	Juvenile				
Bad Checks	0	0				
Curfew/Vagrancy	0	0				
Disorderly Conduct	0	0				
DUI	3	0				
Drunkenness	1	0				
Family-Non Violent	0	0				
Liquor Law Violations	1	0				
Peeping Tom	0	0				
Trespass	0	0				
All Other Offenses	0	0				
Total Group B	5	0				

Crime in Tennessee 2022

(*) Offenses are counted using the FBI Units of Count for Crime

(**) The 'Arrests' column shows arrests made for incidents during the selected period, regardless of arrest date. Arrest counts for the same period may change over time.

Blaine Police Department - NIBRS Agency Crime Overview - 2022

2022 Population Estimate		2,103	Offenses (*)		Arrests (**)		
Offense Overview			Reported	Cleared	Adult	Juvenile	
Group A Offenses							
Crimes Against Persons							
Offense Total	76		Murder	0	0	0	0
Number Cleared	44		Negligent Manslaughter	0	0	0	0
Percent Cleared	57.89%		Negligent Vehicular Manslaughter	0	0	0	0
Group A Crimes per 100,000 population	3,613.9		Kidnapping/Abduction	0	0	0	0
			Forcible Rape	1	0	0	0
			Forcible Sodomy	0	0	0	0
			Sexual Assault W/Object	0	0	0	0
			Forcible Fondling	0	0	0	0
			Incest	0	0	0	0
			Statutory Rape	0	0	0	0
			Aggravated Assault	5	4	1	0
			Simple Assault	6	5	4	0
			Intimidation	0	0	0	0
			Stalking	0	0	0	0
			Commercial Sex Acts	0	0	0	0
			Involuntary Servitude	0	0	0	0
			Crimes Against Property				
			Arson	0	0	0	0
			Bribery	0	0	0	0
			Burglary	1	1	1	0
			Counterfeiting/Forgery	0	0	0	0
			Destruction/Damage/Vandalism	6	1	0	0
			Embezzlement	0	0	0	0
			Extortion/Blackmail	0	0	0	0
			Fraud - False Pretenses	0	0	0	0
			Fraud - Credit Card/ATM	3	0	0	0
			Fraud - Impersonation	0	0	0	0
			Fraud - Welfare	0	0	0	0
			Fraud - Wire	0	0	0	0
			Fraud - Identity Theft	0	0	0	0
			Fraud - Computer Hacking/Invasion	0	0	0	0
			Robbery	0	0	0	0
			Theft - Pocket-picking	0	0	0	0
			Theft - Purse Snatching	0	0	0	0
			Theft - Shoplifting	4	2	2	0
			Theft From Building	0	0	0	0
			Theft From Coin Machine	0	0	0	0
			Theft From Motor Vehicle	5	0	0	0
			Theft of Motor Vehicle Parts	0	0	0	0
			Theft - All Other Larceny	8	0	0	0
			Motor Vehicle Theft	5	0	0	0
			Stolen Property Offenses	0	0	0	0
			Crimes Against Society				
			Animal Cruelty	0	0	0	0
			Drug/Narcotic Violations	18	18	18	0
			Drug/Narcotic Equipment Violations	11	10	8	0
			Gambling - Betting/Wagering	0	0	0	0
			Gambling - Operating/Promoting	0	0	0	0
			Gambling - Equipment Violations	0	0	0	0
			Gambling - Sports Tampering	0	0	0	0
			Pornography/Obscene Material	0	0	0	0
			Prostitution	0	0	0	0
			Prostitution Assisting/Promoting	1	1	1	0
			Purchasing Prostitution	0	0	0	0
			Weapon Law Violations	2	2	2	0
			Total Group A Offenses	76	44	37	0
Domestic Violence Victims							
Offense	Reported	Cleared					
Murder	0	0	Burglary	1	1	1	
Aggravated Assault	2	1	Counterfeiting/Forgery	0	0	0	
Simple Assault	4	4	Destruction/Damage/Vandalism	6	1	0	
Intimidation	0	0	Embezzlement	0	0	0	
Stalking	0	0	Extortion/Blackmail	0	0	0	
Forcible Rape	1	0	Fraud - False Pretenses	0	0	0	
Forcible Sodomy	0	0	Fraud - Credit Card/ATM	3	0	0	
Sexual Assault W/Object	0	0	Fraud - Impersonation	0	0	0	
Forcible Fondling	0	0	Fraud - Welfare	0	0	0	
Incest	0	0	Fraud - Wire	0	0	0	
Statutory Rape	0	0	Fraud - Identity Theft	0	0	0	
Kidnapping/Abduction	0	0	Fraud - Computer Hacking/Invasion	0	0	0	
Commercial Sex Acts	0	0	Robbery	0	0	0	
Involuntary Servitude	0	0	Theft - Pocket-picking	0	0	0	
Total	7	5	Theft - Purse Snatching	0	0	0	
			Theft - Shoplifting	4	2	2	
			Theft From Building	0	0	0	
			Theft From Coin Machine	0	0	0	
			Theft From Motor Vehicle	5	0	0	
			Theft of Motor Vehicle Parts	0	0	0	
			Theft - All Other Larceny	8	0	0	
			Motor Vehicle Theft	5	0	0	
			Stolen Property Offenses	0	0	0	
			Group B Arrests				
Offense	Adult	Juvenile					
Bad Checks	0	0	Animal Cruelty	0	0	0	
Curfew/Vagrancy	0	0	Drug/Narcotic Violations	18	18	18	
Disorderly Conduct	0	0	Drug/Narcotic Equipment Violations	11	10	8	
DUI	8	0	Gambling - Betting/Wagering	0	0	0	
Drunkenness	6	0	Gambling - Operating/Promoting	0	0	0	
Family-Non Violent	0	0	Gambling - Equipment Violations	0	0	0	
Liquor Law Violations	1	0	Gambling - Sports Tampering	0	0	0	
Peeping Tom	0	0	Pornography/Obscene Material	0	0	0	
Trespass	0	0	Prostitution	0	0	0	
All Other Offenses	2	0	Prostitution Assisting/Promoting	1	1	1	
Total Group B	17	0	Purchasing Prostitution	0	0	0	
			Weapon Law Violations	2	2	2	
			Total Group A Offenses	76	44	37	

Crime in Tennessee 2022

(*) Offenses are counted using the FBI Units of Count for Crime

(**) The 'Arrests' column shows arrests made for incidents during the selected period, regardless of arrest date. Arrest counts for the same period may change over time.

Bluff City Police Department - NIBRS Agency Crime Overview - 2022

2022 Population Estimate		1,820	Offenses (*)		Arrests (**)	
Offense Overview			Reported	Cleared	Adult	Juvenile
Group A Offenses						
Crimes Against Persons						
Offense Total	73	Murder	0	0	0	0
Number Cleared	37	Negligent Manslaughter	0	0	0	0
Percent Cleared	50.68%	Negligent Vehicular Manslaughter	0	0	0	0
Group A Crimes per 100,000 population	4,011.0	Kidnapping/Abduction	0	0	0	0
		Forcible Rape	0	0	0	0
		Forcible Sodomy	0	0	0	0
		Sexual Assault W/Object	0	0	0	0
		Forcible Fondling	0	0	0	0
		Incest	0	0	0	0
		Statutory Rape	0	0	0	0
		Aggravated Assault	7	5	3	0
		Simple Assault	9	7	6	0
		Intimidation	0	0	0	0
		Stalking	0	0	0	0
		Commercial Sex Acts	0	0	0	0
		Involuntary Servitude	0	0	0	0
		Crimes Against Property				
		Arson	0	0	0	0
		Bribery	0	0	0	0
		Burglary	3	1	1	0
		Counterfeiting/Forgery	1	0	0	0
		Destruction/Damage/Vandalism	3	1	1	0
		Embezzlement	0	0	0	0
		Extortion/Blackmail	0	0	0	0
		Fraud - False Pretenses	6	0	0	0
		Fraud - Credit Card/ATM	0	0	0	0
		Fraud - Impersonation	1	0	0	0
		Fraud - Welfare	0	0	0	0
		Fraud - Wire	0	0	0	0
		Fraud - Identity Theft	0	0	0	0
		Fraud - Computer Hacking/Invasion	0	0	0	0
		Robbery	0	0	0	0
		Theft - Pocket-picking	0	0	0	0
		Theft - Purse Snatching	0	0	0	0
		Theft - Shoplifting	2	0	0	0
		Theft From Building	2	0	0	0
		Theft From Coin Machine	0	0	0	0
		Theft From Motor Vehicle	3	0	0	0
		Theft of Motor Vehicle Parts	0	0	0	0
		Theft - All Other Larceny	5	0	0	0
		Motor Vehicle Theft	7	1	1	0
		Stolen Property Offenses	0	0	0	0
		Crimes Against Society				
		Animal Cruelty	0	0	0	0
		Drug/Narcotic Violations	18	16	16	0
		Drug/Narcotic Equipment Violations	6	6	2	0
		Gambling - Betting/Wagering	0	0	0	0
		Gambling - Operating/Promoting	0	0	0	0
		Gambling - Equipment Violations	0	0	0	0
		Gambling - Sports Tampering	0	0	0	0
		Pornography/Obscene Material	0	0	0	0
		Prostitution	0	0	0	0
		Prostitution Assisting/Promoting	0	0	0	0
		Purchasing Prostitution	0	0	0	0
		Weapon Law Violations	0	0	0	0
		Total Group A Offenses	73	37	30	0
Domestic Violence Victims						
Offense	Reported	Cleared				
Murder	0	0				
Aggravated Assault	1	1				
Simple Assault	8	7				
Intimidation	0	0				
Stalking	0	0				
Forcible Rape	0	0				
Forcible Sodomy	0	0				
Sexual Assault W/Object	0	0				
Forcible Fondling	0	0				
Incest	0	0				
Statutory Rape	0	0				
Kidnapping/Abduction	0	0				
Commercial Sex Acts	0	0				
Involuntary Servitude	0	0				
Total	9	8				
Group B Arrests						
Offense	Adult	Juvenile				
Bad Checks	0	0				
Curfew/Vagrancy	0	0				
Disorderly Conduct	1	0				
DUI	6	0				
Drunkenness	2	0				
Family-Non Violent	0	0				
Liquor Law Violations	0	0				
Peeping Tom	0	0				
Trespass	0	0				
All Other Offenses	1	0				
Total Group B	10	0				

Crime in Tennessee 2022

(*) Offenses are counted using the FBI Units of Count for Crime

(**) The 'Arrests' column shows arrests made for incidents during the selected period, regardless of arrest date. Arrest counts for the same period may change over time.

Bolivar Police Department - NIBRS Agency Crime Overview - 2022

2022 Population Estimate		5,127		Offenses (*)		Arrests (**)		
Offense Overview		Group A Offenses		Reported	Cleared	Adult	Juvenile	
Offense Total	535	Crimes Against Persons						
Number Cleared	271	Murder		3	3	4	0	
Percent Cleared	50.65%	Negligent Manslaughter		0	0	0	0	
Group A Crimes per 100,000 population	10,435.0	Negligent Vehicular Manslaughter		0	0	0	0	
		Kidnapping/Abduction		1	1	0	0	
		Forcible Rape		2	0	0	0	
		Forcible Sodomy		0	0	0	0	
		Sexual Assault W/Object		0	0	0	0	
		Forcible Fondling		0	0	0	0	
		Incest		0	0	0	0	
		Statutory Rape		1	0	0	0	
		Aggravated Assault		97	40	20	6	
		Simple Assault		113	81	45	31	
		Intimidation		21	9	5	4	
		Stalking		3	1	1	0	
		Commercial Sex Acts		0	0	0	0	
		Involuntary Servitude		0	0	0	0	
		Crimes Against Property						
		Arson		0	0	0	0	
		Bribery		0	0	0	0	
		Burglary		29	9	7	1	
		Counterfeiting/Forgery		9	3	2	0	
		Destruction/Damage/Vandalism		32	9	4	2	
		Embezzlement		2	1	1	0	
		Extortion/Blackmail		2	1	0	2	
		Fraud - False Pretenses		5	0	0	0	
		Fraud - Credit Card/ATM		9	3	1	0	
		Fraud - Impersonation		4	3	2	1	
		Fraud - Welfare		0	0	0	0	
		Fraud - Wire		1	0	0	0	
		Fraud - Identity Theft		0	0	0	0	
		Fraud - Computer Hacking/Invasion		0	0	0	0	
		Robbery		1	1	1	0	
		Theft - Pocket-picking		0	0	0	0	
		Theft - Purse Snatching		0	0	0	0	
		Theft - Shoplifting		11	6	7	0	
		Theft From Building		0	0	0	0	
		Theft From Coin Machine		0	0	0	0	
		Theft From Motor Vehicle		0	0	0	0	
		Theft of Motor Vehicle Parts		4	0	0	0	
		Theft - All Other Larceny		38	11	8	0	
		Motor Vehicle Theft		10	4	1	2	
		Stolen Property Offenses		6	3	1	0	
		Crimes Against Society						
		Animal Cruelty		0	0	0	0	
		Drug/Narcotic Violations		52	35	28	4	
		Drug/Narcotic Equipment Violations		14	12	0	0	
		Gambling - Betting/Wagering		0	0	0	0	
		Gambling - Operating/Promoting		0	0	0	0	
		Gambling - Equipment Violations		0	0	0	0	
		Gambling - Sports Tampering		0	0	0	0	
		Pornography/Obscene Material		3	2	1	1	
		Prostitution		1	1	0	0	
		Prostitution Assisting/Promoting		0	0	0	0	
		Purchasing Prostitution		0	0	0	0	
		Weapon Law Violations		61	32	11	0	
		Total Group A Offenses		535	271	150	54	
Domestic Violence Victims								
Offense	Reported	Cleared						
Murder	1	1						
Aggravated Assault	15	6						
Simple Assault	44	33						
Intimidation	0	0						
Stalking	0	0						
Forcible Rape	0	0						
Forcible Sodomy	0	0						
Sexual Assault W/Object	0	0						
Forcible Fondling	0	0						
Incest	0	0						
Statutory Rape	0	0						
Kidnapping/Abduction	1	1						
Commercial Sex Acts	0	0						
Involuntary Servitude	0	0						
Total	61	41						
Group B Arrests								
Offense	Adult	Juvenile						
Bad Checks	1	0						
Curfew/Vagrancy	0	0						
Disorderly Conduct	2	1						
DUI	17	0						
Drunkenness	9	1						
Family-Non Violent	2	0						
Liquor Law Violations	0	0						
Peeping Tom	0	0						
Trespass	6	2						
All Other Offenses	94	12						
Total Group B	131	16						

Crime in Tennessee 2022

(*) Offenses are counted using the FBI Units of Count for Crime

(**) The 'Arrests' column shows arrests made for incidents during the selected period, regardless of arrest date. Arrest counts for the same period may change over time.

Brentwood Police Department - NIBRS Agency Crime Overview - 2022

2022 Population Estimate		45,581		Offenses (*)		Arrests (**)		
Offense Overview		Group A Offenses		Reported	Cleared	Adult	Juvenile	
Offense Total	1,087	Crimes Against Persons						
Number Cleared	487	Murder		2	1	1	0	
Percent Cleared	44.80%	Negligent Manslaughter		0	0	0	0	
Group A Crimes per 100,000 population	2,384.8	Negligent Vehicular Manslaughter		0	0	0	0	
		Kidnapping/Abduction		2	1	0	0	
		Forcible Rape		6	3	1	0	
		Forcible Sodomy		1	1	0	0	
		Sexual Assault W/Object		4	1	0	0	
		Forcible Fondling		5	3	0	1	
		Incest		0	0	0	0	
		Statutory Rape		0	0	0	0	
		Aggravated Assault		18	15	8	0	
		Simple Assault		54	22	12	3	
		Intimidation		9	1	1	0	
		Stalking		0	0	0	0	
		Commercial Sex Acts		1	1	1	0	
		Involuntary Servitude		0	0	0	0	
		Crimes Against Property						
		Arson		0	0	0	0	
		Bribery		0	0	0	0	
		Burglary		44	14	6	3	
		Counterfeiting/Forgery		27	8	6	1	
		Destruction/Damage/Vandalism		28	6	2	0	
		Embezzlement		14	6	5	0	
		Extortion/Blackmail		5	0	0	0	
		Fraud - False Pretenses		57	7	6	0	
		Fraud - Credit Card/ATM		33	1	0	0	
		Fraud - Impersonation		18	10	3	0	
		Fraud - Welfare		0	0	0	0	
		Fraud - Wire		80	0	0	0	
		Fraud - Identity Theft		0	0	0	0	
		Fraud - Computer Hacking/Invasion		0	0	0	0	
		Robbery		2	1	0	0	
		Theft - Pocket-picking		2	0	0	0	
		Theft - Purse Snatching		0	0	0	0	
		Theft - Shoplifting		120	57	50	1	
		Theft From Building		38	3	1	0	
		Theft From Coin Machine		6	0	0	0	
		Theft From Motor Vehicle		84	6	3	1	
		Theft of Motor Vehicle Parts		14	0	0	0	
		Theft - All Other Larceny		59	4	3	0	
		Motor Vehicle Theft		29	3	2	0	
		Stolen Property Offenses		25	22	21	0	
		Crimes Against Society						
		Animal Cruelty		1	1	1	0	
		Drug/Narcotic Violations		154	149	126	0	
		Drug/Narcotic Equipment Violations		117	115	44	0	
		Gambling - Betting/Wagering		0	0	0	0	
		Gambling - Operating/Promoting		0	0	0	0	
		Gambling - Equipment Violations		0	0	0	0	
		Gambling - Sports Tampering		0	0	0	0	
		Pornography/Obscene Material		2	1	0	0	
		Prostitution		1	0	0	0	
		Prostitution Assisting/Promoting		1	1	1	0	
		Purchasing Prostitution		0	0	0	0	
		Weapon Law Violations		24	23	9	0	
		Total Group A Offenses		1,087	487	313	10	
Domestic Violence Victims								
Offense	Reported	Cleared						
Murder	0	0						
Aggravated Assault	1	1						
Simple Assault	33	14						
Intimidation	2	0						
Stalking	0	0						
Forcible Rape	0	0						
Forcible Sodomy	0	0						
Sexual Assault W/Object	0	0						
Forcible Fondling	0	0						
Incest	0	0						
Statutory Rape	0	0						
Kidnapping/Abduction	1	0						
Commercial Sex Acts	0	0						
Involuntary Servitude	0	0						
Total	37	15						
Group B Arrests								
Offense	Adult	Juvenile						
Bad Checks	0	0						
Curfew/Vagrancy	0	2						
Disorderly Conduct	1	0						
DUI	20	0						
Drunkenness	3	0						
Family-Non Violent	1	0						
Liquor Law Violations	1	0						
Peeping Tom	0	0						
Trespass	4	0						
All Other Offenses	23	3						
Total Group B	53	5						

Crime in Tennessee 2022

(*) Offenses are counted using the FBI Units of Count for Crime

(**) The 'Arrests' column shows arrests made for incidents during the selected period, regardless of arrest date. Arrest counts for the same period may change over time.

Brighton Police Department - NIBRS Agency Crime Overview - 2022

2022 Population Estimate		2,858	Offenses (*)		Arrests (**)	
Offense Overview			Reported	Cleared	Adult	Juvenile
Group A Offenses						
Crimes Against Persons						
Offense Total	107	Murder	0	0	0	0
Number Cleared	57	Negligent Manslaughter	0	0	0	0
Percent Cleared	53.27%	Negligent Vehicular Manslaughter	0	0	0	0
Group A Crimes per 100,000 population	3,743.9	Kidnapping/Abduction	2	0	0	0
		Forcible Rape	1	0	0	0
		Forcible Sodomy	0	0	0	0
		Sexual Assault W/Object	0	0	0	0
		Forcible Fondling	1	0	0	0
		Incest	0	0	0	0
		Statutory Rape	0	0	0	0
		Aggravated Assault	9	6	6	0
		Simple Assault	17	9	6	1
		Intimidation	4	2	2	0
		Stalking	1	0	0	0
		Commercial Sex Acts	0	0	0	0
		Involuntary Servitude	0	0	0	0
		Crimes Against Property				
		Arson	0	0	0	0
		Bribery	0	0	0	0
		Burglary	3	1	1	0
		Counterfeiting/Forgery	4	1	0	0
		Destruction/Damage/Vandalism	6	1	0	0
		Embezzlement	0	0	0	0
		Extortion/Blackmail	0	0	0	0
		Fraud - False Pretenses	0	0	0	0
		Fraud - Credit Card/ATM	0	0	0	0
		Fraud - Impersonation	2	2	1	0
		Fraud - Welfare	0	0	0	0
		Fraud - Wire	0	0	0	0
		Fraud - Identity Theft	0	0	0	0
		Fraud - Computer Hacking/Invasion	1	0	0	0
		Robbery	0	0	0	0
		Theft - Pocket-picking	0	0	0	0
		Theft - Purse Snatching	0	0	0	0
		Theft - Shoplifting	1	0	0	0
		Theft From Building	4	2	2	0
		Theft From Coin Machine	0	0	0	0
		Theft From Motor Vehicle	3	0	0	0
		Theft of Motor Vehicle Parts	0	0	0	0
		Theft - All Other Larceny	4	1	0	1
		Motor Vehicle Theft	3	1	1	0
		Stolen Property Offenses	1	0	0	0
		Crimes Against Society				
		Animal Cruelty	1	0	0	0
		Drug/Narcotic Violations	19	15	16	0
		Drug/Narcotic Equipment Violations	11	11	4	0
		Gambling - Betting/Wagering	0	0	0	0
		Gambling - Operating/Promoting	0	0	0	0
		Gambling - Equipment Violations	0	0	0	0
		Gambling - Sports Tampering	0	0	0	0
		Pornography/Obscene Material	2	0	0	0
		Prostitution	0	0	0	0
		Prostitution Assisting/Promoting	0	0	0	0
		Purchasing Prostitution	0	0	0	0
		Weapon Law Violations	7	5	0	1
		Total Group A Offenses	107	57	39	3
Domestic Violence Victims						
Offense	Reported	Cleared				
Murder	0	0				
Aggravated Assault	2	2				
Simple Assault	15	9				
Intimidation	2	1				
Stalking	1	0				
Forcible Rape	0	0				
Forcible Sodomy	0	0				
Sexual Assault W/Object	0	0				
Forcible Fondling	0	0				
Incest	0	0				
Statutory Rape	0	0				
Kidnapping/Abduction	2	0				
Commercial Sex Acts	0	0				
Involuntary Servitude	0	0				
Total	22	12				
Group B Arrests						
Offense	Adult	Juvenile				
Bad Checks	0	0				
Curfew/Vagrancy	0	0				
Disorderly Conduct	0	0				
DUI	2	0				
Drunkenness	0	0				
Family-Non Violent	0	0				
Liquor Law Violations	0	0				
Peeping Tom	0	0				
Trespass	1	0				
All Other Offenses	10	0				
Total Group B	13	0				

Crime in Tennessee 2022

(*) Offenses are counted using the FBI Units of Count for Crime

(**) The 'Arrests' column shows arrests made for incidents during the selected period, regardless of arrest date. Arrest counts for the same period may change over time.

Bristol Police Department - NIBRS Agency Crime Overview - 2022

2022 Population Estimate		27,862		Offenses (*)		Arrests (**)		
Offense Overview		Group A Offenses		Reported	Cleared	Adult	Juvenile	
Offense Total	2,868	Crimes Against Persons						
Number Cleared	1,866	Murder		0	0	1	0	
Percent Cleared	65.06%	Negligent Manslaughter		0	0	0	0	
Group A Crimes per 100,000 population	10,293.6	Negligent Vehicular Manslaughter		0	0	0	0	
		Kidnapping/Abduction		29	24	15	0	
		Forcible Rape		9	0	0	0	
		Forcible Sodomy		2	2	1	0	
		Sexual Assault W/Object		5	2	0	0	
		Forcible Fondling		12	2	0	0	
		Incest		0	0	0	0	
		Statutory Rape		2	1	2	0	
		Aggravated Assault		120	85	45	1	
		Simple Assault		465	298	109	5	
		Intimidation		25	17	3	0	
		Stalking		6	4	0	1	
		Commercial Sex Acts		1	1	0	0	
		Involuntary Servitude		0	0	0	0	
		Crimes Against Property						
		Arson		2	1	0	0	
		Bribery		0	0	0	0	
		Burglary		82	19	15	0	
		Counterfeiting/Forgery		42	18	14	0	
		Destruction/Damage/Vandalism		203	87	37	1	
		Embezzlement		13	12	9	0	
		Extortion/Blackmail		3	1	0	0	
		Fraud - False Pretenses		115	53	23	0	
		Fraud - Credit Card/ATM		55	20	14	0	
		Fraud - Impersonation		40	21	6	0	
		Fraud - Welfare		0	0	0	0	
		Fraud - Wire		50	13	0	0	
		Fraud - Identity Theft		0	0	10	0	
		Fraud - Computer Hacking/Invasion		0	0	0	0	
		Robbery		4	2	1	0	
		Theft - Pocket-picking		2	1	1	0	
		Theft - Purse Snatching		0	0	0	0	
		Theft - Shoplifting		158	107	93	4	
		Theft From Building		90	39	11	0	
		Theft From Coin Machine		2	0	0	0	
		Theft From Motor Vehicle		55	15	7	0	
		Theft of Motor Vehicle Parts		32	8	7	0	
		Theft - All Other Larceny		143	41	22	0	
		Motor Vehicle Theft		77	34	24	0	
		Stolen Property Offenses		13	10	1	0	
		Crimes Against Society						
		Animal Cruelty		3	3	4	0	
		Drug/Narcotic Violations		429	399	332	5	
		Drug/Narcotic Equipment Violations		521	481	92	0	
		Gambling - Betting/Wagering		0	0	0	0	
		Gambling - Operating/Promoting		0	0	0	0	
		Gambling - Equipment Violations		0	0	0	0	
		Gambling - Sports Tampering		0	0	0	0	
		Pornography/Obscene Material		8	2	0	0	
		Prostitution		0	0	0	0	
		Prostitution Assisting/Promoting		0	0	0	0	
		Purchasing Prostitution		0	0	0	0	
		Weapon Law Violations		50	43	14	1	
		Total Group A Offenses		2,868	1,866	913	18	
Domestic Violence Victims								
Offense	Reported	Cleared						
Murder	0	0						
Aggravated Assault	60	39						
Simple Assault	244	137						
Intimidation	10	6						
Stalking	3	2						
Forcible Rape	4	0						
Forcible Sodomy	0	0						
Sexual Assault W/Object	4	2						
Forcible Fondling	4	1						
Incest	0	0						
Statutory Rape	0	0						
Kidnapping/Abduction	25	21						
Commercial Sex Acts	0	0						
Involuntary Servitude	0	0						
Total	354	208						
Group B Arrests								
Offense	Adult	Juvenile						
Bad Checks	0	0						
Curfew/Vagrancy	0	5						
Disorderly Conduct	15	0						
DUI	184	1						
Drunkenness	107	2						
Family-Non Violent	17	1						
Liquor Law Violations	10	0						
Peeping Tom	0	0						
Trespass	64	0						
All Other Offenses	175	31						
Total Group B	572	40						

Crime in Tennessee 2022

(*) Offenses are counted using the FBI Units of Count for Crime

(**) The 'Arrests' column shows arrests made for incidents during the selected period, regardless of arrest date. Arrest counts for the same period may change over time.

Bruceeton Police Department - NIBRS Agency Crime Overview - 2022

2022 Population Estimate		1,496	Offenses (*)		Arrests (**)	
Offense Overview			Reported	Cleared	Adult	Juvenile
Group A Offenses						
Crimes Against Persons						
Offense Total	65	Murder	0	0	0	0
Number Cleared	38	Negligent Manslaughter	0	0	0	0
Percent Cleared	58.46%	Negligent Vehicular Manslaughter	0	0	0	0
Group A Crimes per 100,000 population	4,344.9	Kidnapping/Abduction	0	0	0	0
		Forcible Rape	0	0	0	0
		Forcible Sodomy	0	0	0	0
		Sexual Assault W/Object	0	0	0	0
		Forcible Fondling	0	0	0	0
		Incest	0	0	0	0
		Statutory Rape	0	0	0	0
		Aggravated Assault	2	2	2	0
		Simple Assault	5	5	3	4
		Intimidation	1	1	1	0
		Stalking	0	0	0	0
		Commercial Sex Acts	0	0	0	0
		Involuntary Servitude	0	0	0	0
		Crimes Against Property				
		Arson	0	0	0	0
		Bribery	0	0	0	0
		Burglary	1	0	0	0
		Counterfeiting/Forgery	1	0	0	0
		Destruction/Damage/Vandalism	7	2	1	1
		Embezzlement	0	0	0	0
		Extortion/Blackmail	0	0	0	0
		Fraud - False Pretenses	0	0	0	0
		Fraud - Credit Card/ATM	0	0	0	0
		Fraud - Impersonation	1	0	0	0
		Fraud - Welfare	0	0	0	0
		Fraud - Wire	0	0	0	0
		Fraud - Identity Theft	0	0	0	0
		Fraud - Computer Hacking/Invasion	0	0	0	0
		Robbery	0	0	0	0
		Theft - Pocket-picking	0	0	0	0
		Theft - Purse Snatching	0	0	0	0
		Theft - Shoplifting	2	2	1	1
		Theft From Building	3	0	0	0
		Theft From Coin Machine	0	0	0	0
		Theft From Motor Vehicle	6	1	0	1
		Theft of Motor Vehicle Parts	0	0	0	0
		Theft - All Other Larceny	5	2	2	0
		Motor Vehicle Theft	4	2	1	1
		Stolen Property Offenses	0	0	0	0
		Crimes Against Society				
		Animal Cruelty	0	0	0	0
		Drug/Narcotic Violations	16	13	12	0
		Drug/Narcotic Equipment Violations	11	8	0	0
		Gambling - Betting/Wagering	0	0	0	0
		Gambling - Operating/Promoting	0	0	0	0
		Gambling - Equipment Violations	0	0	0	0
		Gambling - Sports Tampering	0	0	0	0
		Pornography/Obscene Material	0	0	0	0
		Prostitution	0	0	0	0
		Prostitution Assisting/Promoting	0	0	0	0
		Purchasing Prostitution	0	0	0	0
		Weapon Law Violations	0	0	0	0
		Total Group A Offenses	65	38	23	8
Domestic Violence Victims						
Offense	Reported	Cleared				
Murder	0	0				
Aggravated Assault	1	1				
Simple Assault	2	2				
Intimidation	0	0				
Stalking	0	0				
Forcible Rape	0	0				
Forcible Sodomy	0	0				
Sexual Assault W/Object	0	0				
Forcible Fondling	0	0				
Incest	0	0				
Statutory Rape	0	0				
Kidnapping/Abduction	0	0				
Commercial Sex Acts	0	0				
Involuntary Servitude	0	0				
Total	3	3				
Group B Arrests						
Offense	Adult	Juvenile				
Bad Checks	0	0				
Curfew/Vagrancy	0	0				
Disorderly Conduct	0	0				
DUI	2	0				
Drunkenness	1	0				
Family-Non Violent	0	0				
Liquor Law Violations	0	0				
Peeping Tom	0	0				
Trespass	4	0				
All Other Offenses	2	0				
Total Group B	9	0				

Crime in Tennessee 2022

(*) Offenses are counted using the FBI Units of Count for Crime

(**) The 'Arrests' column shows arrests made for incidents during the selected period, regardless of arrest date. Arrest counts for the same period may change over time.

Burns Police Department - NIBRS Agency Crime Overview - 2022

2022 Population Estimate		1,783	Offenses (*)		Arrests (**)	
Offense Overview			Reported	Cleared	Adult	Juvenile
Group A Offenses						
Crimes Against Persons						
Offense Total	27	Murder	0	0	0	0
Number Cleared	3	Negligent Manslaughter	0	0	0	0
Percent Cleared	11.11%	Negligent Vehicular Manslaughter	0	0	0	0
Group A Crimes per 100,000 population	1,514.3	Kidnapping/Abduction	0	0	0	0
		Forcible Rape	0	0	0	0
		Forcible Sodomy	2	0	0	0
		Sexual Assault W/Object	0	0	0	0
		Forcible Fondling	1	0	0	0
		Incest	0	0	0	0
		Statutory Rape	0	0	0	0
		Aggravated Assault	0	0	0	0
		Simple Assault	2	2	0	0
		Intimidation	7	1	0	0
		Stalking	0	0	0	0
		Commercial Sex Acts	0	0	0	0
		Involuntary Servitude	0	0	0	0
		Crimes Against Property				
		Arson	0	0	0	0
		Bribery	0	0	0	0
		Burglary	0	0	0	0
		Counterfeiting/Forgery	1	0	0	0
		Destruction/Damage/Vandalism	0	0	0	0
		Embezzlement	0	0	0	0
		Extortion/Blackmail	0	0	0	0
		Fraud - False Pretenses	0	0	0	0
		Fraud - Credit Card/ATM	2	0	0	0
		Fraud - Impersonation	4	0	0	0
		Fraud - Welfare	0	0	0	0
		Fraud - Wire	1	0	0	0
		Fraud - Identity Theft	3	0	0	0
		Fraud - Computer Hacking/Invasion	0	0	0	0
		Robbery	0	0	0	0
		Theft - Pocket-picking	0	0	0	0
		Theft - Purse Snatching	0	0	0	0
		Theft - Shoplifting	0	0	0	0
		Theft From Building	1	0	0	0
		Theft From Coin Machine	0	0	0	0
		Theft From Motor Vehicle	0	0	0	0
		Theft of Motor Vehicle Parts	0	0	0	0
		Theft - All Other Larceny	2	0	0	0
		Motor Vehicle Theft	1	0	0	0
		Stolen Property Offenses	0	0	0	0
		Crimes Against Society				
		Animal Cruelty	0	0	0	0
		Drug/Narcotic Violations	0	0	0	0
		Drug/Narcotic Equipment Violations	0	0	0	0
		Gambling - Betting/Wagering	0	0	0	0
		Gambling - Operating/Promoting	0	0	0	0
		Gambling - Equipment Violations	0	0	0	0
		Gambling - Sports Tampering	0	0	0	0
		Pornography/Obscene Material	0	0	0	0
		Prostitution	0	0	0	0
		Prostitution Assisting/Promoting	0	0	0	0
		Purchasing Prostitution	0	0	0	0
		Weapon Law Violations	0	0	0	0
		Total Group A Offenses	27	3	0	0
Domestic Violence Victims						
Offense	Reported	Cleared				
Murder	0	0				
Aggravated Assault	0	0				
Simple Assault	1	1				
Intimidation	5	1				
Stalking	0	0				
Forcible Rape	0	0				
Forcible Sodomy	1	0				
Sexual Assault W/Object	0	0				
Forcible Fondling	1	0				
Incest	0	0				
Statutory Rape	0	0				
Kidnapping/Abduction	0	0				
Commercial Sex Acts	0	0				
Involuntary Servitude	0	0				
Total	8	2				
Group B Arrests						
Offense	Adult	Juvenile				
Bad Checks	0	0				
Curfew/Vagrancy	0	0				
Disorderly Conduct	0	0				
DUI	0	0				
Drunkenness	0	0				
Family-Non Violent	0	0				
Liquor Law Violations	0	0				
Peeping Tom	0	0				
Trespass	0	0				
All Other Offenses	0	0				
Total Group B	0	0				

Crime in Tennessee 2022

(*) Offenses are counted using the FBI Units of Count for Crime

(**) The 'Arrests' column shows arrests made for incidents during the selected period, regardless of arrest date. Arrest counts for the same period may change over time.

Calhoun Police Department - NIBRS Agency Crime Overview - 2022

2022 Population Estimate		549	Offenses (*)		Arrests (**)	
Offense Overview			Reported	Cleared	Adult	Juvenile
Group A Offenses						
Crimes Against Persons						
Offense Total	6	Murder	0	0	0	0
Number Cleared	3	Negligent Manslaughter	0	0	0	0
Percent Cleared	50.00%	Negligent Vehicular Manslaughter	0	0	0	0
Group A Crimes per 100,000 population	1,092.9	Kidnapping/Abduction	0	0	0	0
		Forcible Rape	0	0	0	0
		Forcible Sodomy	0	0	0	0
		Sexual Assault W/Object	0	0	0	0
		Forcible Fondling	0	0	0	0
		Incest	0	0	0	0
		Statutory Rape	0	0	0	0
		Aggravated Assault	1	1	1	0
		Simple Assault	1	0	0	0
		Intimidation	0	0	0	0
		Stalking	0	0	0	0
		Commercial Sex Acts	0	0	0	0
		Involuntary Servitude	0	0	0	0
		Crimes Against Property				
		Arson	0	0	0	0
		Bribery	0	0	0	0
		Burglary	1	0	0	0
		Counterfeiting/Forgery	0	0	0	0
		Destruction/Damage/Vandalism	1	0	0	0
		Embezzlement	0	0	0	0
		Extortion/Blackmail	0	0	0	0
		Fraud - False Pretenses	0	0	0	0
		Fraud - Credit Card/ATM	0	0	0	0
		Fraud - Impersonation	0	0	0	0
		Fraud - Welfare	0	0	0	0
		Fraud - Wire	0	0	0	0
		Fraud - Identity Theft	0	0	0	0
		Fraud - Computer Hacking/Invasion	0	0	0	0
		Robbery	0	0	0	0
		Theft - Pocket-picking	0	0	0	0
		Theft - Purse Snatching	0	0	0	0
		Theft - Shoplifting	0	0	0	0
		Theft From Building	0	0	0	0
		Theft From Coin Machine	0	0	0	0
		Theft From Motor Vehicle	0	0	0	0
		Theft of Motor Vehicle Parts	0	0	0	0
		Theft - All Other Larceny	0	0	0	0
		Motor Vehicle Theft	2	2	2	0
		Stolen Property Offenses	0	0	0	0
		Crimes Against Society				
		Animal Cruelty	0	0	0	0
		Drug/Narcotic Violations	0	0	0	0
		Drug/Narcotic Equipment Violations	0	0	0	0
		Gambling - Betting/Wagering	0	0	0	0
		Gambling - Operating/Promoting	0	0	0	0
		Gambling - Equipment Violations	0	0	0	0
		Gambling - Sports Tampering	0	0	0	0
		Pornography/Obscene Material	0	0	0	0
		Prostitution	0	0	0	0
		Prostitution Assisting/Promoting	0	0	0	0
		Purchasing Prostitution	0	0	0	0
		Weapon Law Violations	0	0	0	0
		Total Group A Offenses	6	3	3	0
Domestic Violence Victims						
Offense	Reported	Cleared				
Murder	0	0				
Aggravated Assault	1	1				
Simple Assault	1	0				
Intimidation	0	0				
Stalking	0	0				
Forcible Rape	0	0				
Forcible Sodomy	0	0				
Sexual Assault W/Object	0	0				
Forcible Fondling	0	0				
Incest	0	0				
Statutory Rape	0	0				
Kidnapping/Abduction	0	0				
Commercial Sex Acts	0	0				
Involuntary Servitude	0	0				
Total	2	1				
Group B Arrests						
Offense	Adult	Juvenile				
Bad Checks	0	0				
Curfew/Vagrancy	0	0				
Disorderly Conduct	0	0				
DUI	0	0				
Drunkenness	0	0				
Family-Non Violent	0	0				
Liquor Law Violations	0	0				
Peeping Tom	0	0				
Trespass	0	0				
All Other Offenses	3	0				
Total Group B	3	0				

Crime in Tennessee 2022

(*) Offenses are counted using the FBI Units of Count for Crime

(**) The 'Arrests' column shows arrests made for incidents during the selected period, regardless of arrest date. Arrest counts for the same period may change over time.

Camden Police Department - NIBRS Agency Crime Overview - 2022

2022 Population Estimate		3,711		Offenses (*)		Arrests (**)	
				Reported	Cleared	Adult	Juvenile
Offense Overview				Group A Offenses			
Crimes Against Persons							
Offense Total	127	Murder	0	0	0	0	
Number Cleared	43	Negligent Manslaughter	0	0	0	0	
Percent Cleared	33.86%	Negligent Vehicular Manslaughter	0	0	0	0	
Group A Crimes per 100,000 population	3,422.3	Kidnapping/Abduction	0	0	0	0	
		Forcible Rape	0	0	0	0	
		Forcible Sodomy	0	0	0	0	
		Sexual Assault W/Object	0	0	0	0	
		Forcible Fondling	1	0	0	0	
		Incest	0	0	0	0	
		Statutory Rape	0	0	0	0	
		Aggravated Assault	9	2	2	0	
		Simple Assault	23	14	10	1	
		Intimidation	3	0	0	0	
		Stalking	0	0	0	0	
		Commercial Sex Acts	0	0	0	0	
		Involuntary Servitude	0	0	0	0	
		Crimes Against Property					
		Arson	0	0	0	0	
		Bribery	0	0	0	0	
		Burglary	6	2	1	0	
		Counterfeiting/Forgery	2	0	0	0	
		Destruction/Damage/Vandalism	9	1	0	0	
		Embezzlement	0	0	0	0	
		Extortion/Blackmail	0	0	0	0	
		Fraud - False Pretenses	3	0	0	0	
		Fraud - Credit Card/ATM	1	0	0	0	
		Fraud - Impersonation	0	0	0	0	
		Fraud - Welfare	0	0	0	0	
		Fraud - Wire	0	0	0	0	
		Fraud - Identity Theft	0	0	0	0	
		Fraud - Computer Hacking/Invasion	0	0	0	0	
		Robbery	1	0	0	0	
		Theft - Pocket-picking	0	0	0	0	
		Theft - Purse Snatching	0	0	0	0	
		Theft - Shoplifting	10	5	5	0	
		Theft From Building	1	0	0	0	
		Theft From Coin Machine	0	0	0	0	
		Theft From Motor Vehicle	1	0	0	0	
		Theft of Motor Vehicle Parts	1	0	0	0	
		Theft - All Other Larceny	39	9	9	0	
		Motor Vehicle Theft	2	0	0	0	
		Stolen Property Offenses	0	0	0	0	
		Crimes Against Society					
		Animal Cruelty	0	0	0	0	
		Drug/Narcotic Violations	9	7	2	0	
		Drug/Narcotic Equipment Violations	5	3	0	0	
		Gambling - Betting/Wagering	0	0	0	0	
		Gambling - Operating/Promoting	0	0	0	0	
		Gambling - Equipment Violations	0	0	0	0	
		Gambling - Sports Tampering	0	0	0	0	
		Pornography/Obscene Material	0	0	0	0	
		Prostitution	0	0	0	0	
		Prostitution Assisting/Promoting	1	0	0	0	
		Purchasing Prostitution	0	0	0	0	
		Weapon Law Violations	0	0	0	0	
		Total Group A Offenses	127	43	29	1	
Domestic Violence Victims							
Offense	Reported	Cleared					
Murder	0	0					
Aggravated Assault	1	0					
Simple Assault	13	11					
Intimidation	0	0					
Stalking	0	0					
Forcible Rape	0	0					
Forcible Sodomy	0	0					
Sexual Assault W/Object	0	0					
Forcible Fondling	0	0					
Incest	0	0					
Statutory Rape	0	0					
Kidnapping/Abduction	0	0					
Commercial Sex Acts	0	0					
Involuntary Servitude	0	0					
Total	14	11					
Group B Arrests							
Offense	Adult	Juvenile					
Bad Checks	0	0					
Curfew/Vagrancy	0	0					
Disorderly Conduct	0	0					
DUI	3	0					
Drunkenness	0	0					
Family-Non Violent	0	0					
Liquor Law Violations	0	0					
Peeping Tom	0	0					
Trespass	1	0					
All Other Offenses	6	0					
Total Group B	10	0					

Crime in Tennessee 2022

(*) Offenses are counted using the FBI Units of Count for Crime

(**) The 'Arrests' column shows arrests made for incidents during the selected period, regardless of arrest date. Arrest counts for the same period may change over time.

Carthage Police Department - NIBRS Agency Crime Overview - 2022

2022 Population Estimate		2,276		Offenses (*)		Arrests (**)		
Offense Overview		Group A Offenses		Reported	Cleared	Adult	Juvenile	
Offense Total	220	Crimes Against Persons						
Number Cleared	129	Murder		0	0	0	0	
Percent Cleared	58.64%	Negligent Manslaughter		0	0	0	0	
Group A Crimes per 100,000 population	9,666.1	Negligent Vehicular Manslaughter		0	0	0	0	
		Kidnapping/Abduction		0	0	0	0	
		Forcible Rape		0	0	0	0	
		Forcible Sodomy		0	0	0	0	
		Sexual Assault W/Object		0	0	0	0	
		Forcible Fondling		2	0	0	0	
		Incest		0	0	0	0	
		Statutory Rape		0	0	0	0	
		Aggravated Assault		5	4	2	0	
		Simple Assault		17	12	12	0	
		Intimidation		4	1	1	0	
		Stalking		0	0	0	0	
		Commercial Sex Acts		0	0	0	0	
		Involuntary Servitude		0	0	0	0	
		Crimes Against Property						
		Arson		0	0	0	0	
		Bribery		0	0	0	0	
		Burglary		8	2	2	0	
		Counterfeiting/Forgery		1	0	0	0	
		Destruction/Damage/Vandalism		15	6	3	2	
		Embezzlement		0	0	0	0	
		Extortion/Blackmail		0	0	0	0	
		Fraud - False Pretenses		3	0	0	0	
		Fraud - Credit Card/ATM		2	0	0	0	
		Fraud - Impersonation		1	1	1	0	
		Fraud - Welfare		0	0	0	0	
		Fraud - Wire		0	0	0	0	
		Fraud - Identity Theft		0	0	0	0	
		Fraud - Computer Hacking/Invasion		0	0	0	0	
		Robbery		0	0	0	0	
		Theft - Pocket-picking		0	0	0	0	
		Theft - Purse Snatching		0	0	0	0	
		Theft - Shoplifting		84	46	43	0	
		Theft From Building		0	0	0	0	
		Theft From Coin Machine		1	1	1	0	
		Theft From Motor Vehicle		3	0	0	0	
		Theft of Motor Vehicle Parts		4	1	1	0	
		Theft - All Other Larceny		11	0	0	0	
		Motor Vehicle Theft		1	0	0	0	
		Stolen Property Offenses		0	0	0	0	
		Crimes Against Society						
		Animal Cruelty		0	0	0	0	
		Drug/Narcotic Violations		30	28	24	1	
		Drug/Narcotic Equipment Violations		25	24	7	0	
		Gambling - Betting/Wagering		0	0	0	0	
		Gambling - Operating/Promoting		0	0	0	0	
		Gambling - Equipment Violations		0	0	0	0	
		Gambling - Sports Tampering		0	0	0	0	
		Pornography/Obscene Material		0	0	0	0	
		Prostitution		0	0	0	0	
		Prostitution Assisting/Promoting		0	0	0	0	
		Purchasing Prostitution		0	0	0	0	
		Weapon Law Violations		3	3	1	1	
		Total Group A Offenses		220	129	98	4	
Domestic Violence Victims								
Offense	Reported	Cleared						
Murder	0	0						
Aggravated Assault	4	3						
Simple Assault	11	8						
Intimidation	2	1						
Stalking	0	0						
Forcible Rape	0	0						
Forcible Sodomy	0	0						
Sexual Assault W/Object	0	0						
Forcible Fondling	1	0						
Incest	0	0						
Statutory Rape	0	0						
Kidnapping/Abduction	0	0						
Commercial Sex Acts	0	0						
Involuntary Servitude	0	0						
Total	18	12						
Group B Arrests								
Offense	Adult	Juvenile						
Bad Checks	0	0						
Curfew/Vagrancy	0	0						
Disorderly Conduct	4	0						
DUI	5	0						
Drunkenness	4	0						
Family-Non Violent	0	0						
Liquor Law Violations	3	0						
Peeping Tom	0	0						
Trespass	17	0						
All Other Offenses	8	0						
Total Group B	41	0						

Crime in Tennessee 2022

(*) Offenses are counted using the FBI Units of Count for Crime

(**) The 'Arrests' column shows arrests made for incidents during the selected period, regardless of arrest date. Arrest counts for the same period may change over time.

Caryville Police Department - NIBRS Agency Crime Overview - 2022

2022 Population Estimate		2,179		Offenses (*)		Arrests (**)	
Offense Overview		Group A Offenses		Reported	Cleared	Adult	Juvenile
Offense Total	120	Crimes Against Persons					
Number Cleared	65	Murder		0	0	0	0
Percent Cleared	54.17%	Negligent Manslaughter		0	0	0	0
Group A Crimes per 100,000 population	5,507.1	Negligent Vehicular Manslaughter		0	0	0	0
		Kidnapping/Abduction		2	2	0	0
		Forcible Rape		0	0	0	0
		Forcible Sodomy		0	0	0	0
		Sexual Assault W/Object		1	1	0	0
		Forcible Fondling		0	0	0	0
		Incest		0	0	0	0
		Statutory Rape		0	0	0	0
		Aggravated Assault		11	10	8	0
		Simple Assault		20	16	10	0
		Intimidation		1	0	0	0
		Stalking		0	0	0	0
		Commercial Sex Acts		0	0	0	0
		Involuntary Servitude		0	0	0	0
		Crimes Against Property					
		Arson		0	0	0	0
		Bribery		0	0	0	0
		Burglary		6	3	3	0
		Counterfeiting/Forgery		0	0	0	0
		Destruction/Damage/Vandalism		12	4	1	0
		Embezzlement		0	0	0	0
		Extortion/Blackmail		0	0	0	0
		Fraud - False Pretenses		1	0	0	0
		Fraud - Credit Card/ATM		2	0	0	0
		Fraud - Impersonation		1	0	0	0
		Fraud - Welfare		0	0	0	0
		Fraud - Wire		0	0	0	0
		Fraud - Identity Theft		0	0	0	0
		Fraud - Computer Hacking/Invasion		0	0	0	0
		Robbery		0	0	0	0
		Theft - Pocket-picking		0	0	0	0
		Theft - Purse Snatching		0	0	0	0
		Theft - Shoplifting		1	1	1	0
		Theft From Building		2	0	0	0
		Theft From Coin Machine		0	0	0	0
		Theft From Motor Vehicle		3	0	0	0
		Theft of Motor Vehicle Parts		2	0	0	0
		Theft - All Other Larceny		20	3	2	0
		Motor Vehicle Theft		8	1	0	0
		Stolen Property Offenses		0	0	0	0
		Crimes Against Society					
		Animal Cruelty		0	0	0	0
		Drug/Narcotic Violations		17	14	4	0
		Drug/Narcotic Equipment Violations		7	7	2	0
		Gambling - Betting/Wagering		0	0	0	0
		Gambling - Operating/Promoting		0	0	0	0
		Gambling - Equipment Violations		0	0	0	0
		Gambling - Sports Tampering		0	0	0	0
		Pornography/Obscene Material		0	0	0	0
		Prostitution		0	0	0	0
		Prostitution Assisting/Promoting		0	0	0	0
		Purchasing Prostitution		0	0	0	0
		Weapon Law Violations		3	3	0	0
		Total Group A Offenses		120	65	31	0

Domestic Violence Victims		
Offense	Reported	Cleared
Murder	0	0
Aggravated Assault	5	4
Simple Assault	11	8
Intimidation	0	0
Stalking	0	0
Forcible Rape	0	0
Forcible Sodomy	0	0
Sexual Assault W/Object	0	0
Forcible Fondling	0	0
Incest	0	0
Statutory Rape	0	0
Kidnapping/Abduction	0	0
Commercial Sex Acts	0	0
Involuntary Servitude	0	0
Total	16	12

Group B Arrests		
Offense	Adult	Juvenile
Bad Checks	0	0
Curfew/Vagrancy	0	0
Disorderly Conduct	13	0
DUI	14	0
Drunkenness	1	0
Family-Non Violent	0	0
Liquor Law Violations	0	0
Peeping Tom	0	0
Trespass	1	0
All Other Offenses	43	1
Total Group B	72	1

Crime in Tennessee 2022

(*) Offenses are counted using the FBI Units of Count for Crime

(**) The 'Arrests' column shows arrests made for incidents during the selected period, regardless of arrest date. Arrest counts for the same period may change over time.

Celina Police Department - NIBRS Agency Crime Overview - 2022

2022 Population Estimate		1,382	Offenses (*)		Arrests (**)	
Offense Overview			Reported	Cleared	Adult	Juvenile
Group A Offenses						
Crimes Against Persons						
Offense Total	46	Murder	0	0	0	0
Number Cleared	40	Negligent Manslaughter	0	0	0	0
Percent Cleared	86.96%	Negligent Vehicular Manslaughter	0	0	0	0
Group A Crimes per 100,000 population	3,328.5	Kidnapping/Abduction	1	1	1	0
		Forcible Rape	0	0	0	0
		Forcible Sodomy	0	0	0	0
		Sexual Assault W/Object	0	0	0	0
		Forcible Fondling	0	0	0	0
		Incest	0	0	0	0
		Statutory Rape	0	0	0	0
		Aggravated Assault	2	2	1	0
		Simple Assault	14	14	11	1
		Intimidation	1	1	1	0
		Stalking	0	0	0	0
		Commercial Sex Acts	0	0	0	0
		Involuntary Servitude	0	0	0	0
		Crimes Against Property				
		Arson	0	0	0	0
		Bribery	0	0	0	0
		Burglary	2	1	1	0
		Counterfeiting/Forgery	0	0	0	0
		Destruction/Damage/Vandalism	1	0	0	0
		Embezzlement	0	0	0	0
		Extortion/Blackmail	0	0	0	0
		Fraud - False Pretenses	1	1	1	0
		Fraud - Credit Card/ATM	0	0	0	0
		Fraud - Impersonation	0	0	0	0
		Fraud - Welfare	0	0	0	0
		Fraud - Wire	0	0	0	0
		Fraud - Identity Theft	0	0	0	0
		Fraud - Computer Hacking/Invasion	0	0	0	0
		Robbery	0	0	0	0
		Theft - Pocket-picking	0	0	0	0
		Theft - Purse Snatching	0	0	0	0
		Theft - Shoplifting	0	0	0	0
		Theft From Building	0	0	0	0
		Theft From Coin Machine	0	0	0	0
		Theft From Motor Vehicle	2	1	2	0
		Theft of Motor Vehicle Parts	0	0	0	0
		Theft - All Other Larceny	2	1	1	0
		Motor Vehicle Theft	4	2	3	0
		Stolen Property Offenses	0	0	0	0
		Crimes Against Society				
		Animal Cruelty	0	0	0	0
		Drug/Narcotic Violations	7	7	7	0
		Drug/Narcotic Equipment Violations	7	7	2	0
		Gambling - Betting/Wagering	0	0	0	0
		Gambling - Operating/Promoting	0	0	0	0
		Gambling - Equipment Violations	0	0	0	0
		Gambling - Sports Tampering	0	0	0	0
		Pornography/Obscene Material	0	0	0	0
		Prostitution	0	0	0	0
		Prostitution Assisting/Promoting	0	0	0	0
		Purchasing Prostitution	0	0	0	0
		Weapon Law Violations	2	2	0	0
		Total Group A Offenses	46	40	31	1
Domestic Violence Victims						
Offense	Reported	Cleared				
Murder	0	0				
Aggravated Assault	2	2				
Simple Assault	9	9				
Intimidation	1	1				
Stalking	0	0				
Forcible Rape	0	0				
Forcible Sodomy	0	0				
Sexual Assault W/Object	0	0				
Forcible Fondling	0	0				
Incest	0	0				
Statutory Rape	0	0				
Kidnapping/Abduction	1	1				
Commercial Sex Acts	0	0				
Involuntary Servitude	0	0				
Total	13	13				
Group B Arrests						
Offense	Adult	Juvenile				
Bad Checks	0	0				
Curfew/Vagrancy	0	0				
Disorderly Conduct	0	0				
DUI	6	0				
Drunkenness	1	0				
Family-Non Violent	0	0				
Liquor Law Violations	0	0				
Peeping Tom	0	0				
Trespass	3	0				
All Other Offenses	3	0				
Total Group B	13	0				

Crime in Tennessee 2022

(*) Offenses are counted using the FBI Units of Count for Crime

(**) The 'Arrests' column shows arrests made for incidents during the selected period, regardless of arrest date. Arrest counts for the same period may change over time.

Centerville Police Department - NIBRS Agency Crime Overview - 2022

2022 Population Estimate		3,569		Offenses (*)		Arrests (**)	
Offense Overview		Group A Offenses		Reported	Cleared	Adult	Juvenile
Offense Total	126	Crimes Against Persons					
Number Cleared	72	Murder		0	0	0	0
Percent Cleared	57.14%	Negligent Manslaughter		0	0	0	0
Group A Crimes per 100,000 population	3,530.4	Negligent Vehicular Manslaughter		0	0	0	0
		Kidnapping/Abduction		0	0	0	0
		Forcible Rape		0	0	0	0
		Forcible Sodomy		0	0	0	0
		Sexual Assault W/Object		0	0	0	0
		Forcible Fondling		4	2	0	1
		Incest		0	0	0	0
		Statutory Rape		0	0	0	0
		Aggravated Assault		7	7	5	2
		Simple Assault		19	17	9	4
		Intimidation		6	4	3	0
		Stalking		0	0	0	0
		Commercial Sex Acts		0	0	0	0
		Involuntary Servitude		0	0	0	0
		Crimes Against Property					
		Arson		1	0	0	0
		Bribery		0	0	0	0
		Burglary		11	2	0	0
		Counterfeiting/Forgery		1	0	0	0
		Destruction/Damage/Vandalism		6	1	1	0
		Embezzlement		0	0	0	0
		Extortion/Blackmail		0	0	0	0
		Fraud - False Pretenses		2	0	0	0
		Fraud - Credit Card/ATM		3	1	0	0
		Fraud - Impersonation		1	0	0	0
		Fraud - Welfare		0	0	0	0
		Fraud - Wire		2	0	0	0
		Fraud - Identity Theft		0	0	0	0
		Fraud - Computer Hacking/Invasion		0	0	0	0
		Robbery		0	0	0	0
		Theft - Pocket-picking		0	0	0	0
		Theft - Purse Snatching		0	0	0	0
		Theft - Shoplifting		3	3	3	0
		Theft From Building		7	4	4	0
		Theft From Coin Machine		0	0	0	0
		Theft From Motor Vehicle		6	0	0	0
		Theft of Motor Vehicle Parts		4	0	0	0
		Theft - All Other Larceny		10	5	3	2
		Motor Vehicle Theft		7	0	0	0
		Stolen Property Offenses		0	0	0	0
		Crimes Against Society					
		Animal Cruelty		0	0	0	0
		Drug/Narcotic Violations		12	12	7	0
		Drug/Narcotic Equipment Violations		12	12	5	0
		Gambling - Betting/Wagering		0	0	0	0
		Gambling - Operating/Promoting		0	0	0	0
		Gambling - Equipment Violations		0	0	0	0
		Gambling - Sports Tampering		0	0	0	0
		Pornography/Obscene Material		1	1	0	4
		Prostitution		0	0	0	0
		Prostitution Assisting/Promoting		0	0	0	0
		Purchasing Prostitution		0	0	0	0
		Weapon Law Violations		1	1	0	0
		Total Group A Offenses		126	72	40	13

Domestic Violence Victims		
Offense	Reported	Cleared
Murder	0	0
Aggravated Assault	5	5
Simple Assault	8	8
Intimidation	2	2
Stalking	0	0
Forcible Rape	0	0
Forcible Sodomy	0	0
Sexual Assault W/Object	0	0
Forcible Fondling	1	0
Incest	0	0
Statutory Rape	0	0
Kidnapping/Abduction	0	0
Commercial Sex Acts	0	0
Involuntary Servitude	0	0
Total	16	15

Group B Arrests		
Offense	Adult	Juvenile
Bad Checks	0	0
Curfew/Vagrancy	0	0
Disorderly Conduct	3	0
DUI	7	0
Drunkenness	13	0
Family-Non Violent	0	0
Liquor Law Violations	0	0
Peeping Tom	0	0
Trespass	4	0
All Other Offenses	4	0
Total Group B	31	0

Crime in Tennessee 2022

(*) Offenses are counted using the FBI Units of Count for Crime

(**) The 'Arrests' column shows arrests made for incidents during the selected period, regardless of arrest date. Arrest counts for the same period may change over time.

Chapel Hill Police Department - NIBRS Agency Crime Overview - 2022

2022 Population Estimate		1,780	Offenses (*)		Arrests (**)	
Offense Overview			Reported	Cleared	Adult	Juvenile
Group A Offenses						
Crimes Against Persons						
Offense Total	58	Murder	0	0	0	0
Number Cleared	43	Negligent Manslaughter	0	0	0	0
Percent Cleared	74.14%	Negligent Vehicular Manslaughter	0	0	0	0
Group A Crimes per 100,000 population	3,258.4	Kidnapping/Abduction	0	0	0	0
		Forcible Rape	1	1	0	0
		Forcible Sodomy	0	0	0	0
		Sexual Assault W/Object	0	0	0	0
		Forcible Fondling	0	0	0	0
		Incest	0	0	0	0
		Statutory Rape	0	0	0	0
		Aggravated Assault	3	3	3	0
		Simple Assault	5	4	4	0
		Intimidation	0	0	0	0
		Stalking	0	0	0	0
		Commercial Sex Acts	0	0	0	0
		Involuntary Servitude	0	0	0	0
		Crimes Against Property				
		Arson	0	0	0	0
		Bribery	0	0	0	0
		Burglary	0	0	0	0
		Counterfeiting/Forgery	0	0	0	0
		Destruction/Damage/Vandalism	2	0	0	0
		Embezzlement	0	0	0	0
		Extortion/Blackmail	0	0	0	0
		Fraud - False Pretenses	0	0	0	0
		Fraud - Credit Card/ATM	1	1	1	0
		Fraud - Impersonation	1	0	0	0
		Fraud - Welfare	0	0	0	0
		Fraud - Wire	0	0	0	0
		Fraud - Identity Theft	0	0	0	0
		Fraud - Computer Hacking/Invasion	0	0	0	0
		Robbery	1	1	0	0
		Theft - Pocket-picking	0	0	0	0
		Theft - Purse Snatching	0	0	0	0
		Theft - Shoplifting	1	0	0	0
		Theft From Building	1	1	1	0
		Theft From Coin Machine	0	0	0	0
		Theft From Motor Vehicle	4	1	1	0
		Theft of Motor Vehicle Parts	3	0	0	0
		Theft - All Other Larceny	7	3	3	0
		Motor Vehicle Theft	1	1	0	0
		Stolen Property Offenses	0	0	0	0
		Crimes Against Society				
		Animal Cruelty	0	0	0	0
		Drug/Narcotic Violations	15	15	13	1
		Drug/Narcotic Equipment Violations	11	11	0	0
		Gambling - Betting/Wagering	0	0	0	0
		Gambling - Operating/Promoting	0	0	0	0
		Gambling - Equipment Violations	0	0	0	0
		Gambling - Sports Tampering	0	0	0	0
		Pornography/Obscene Material	0	0	0	0
		Prostitution	0	0	0	0
		Prostitution Assisting/Promoting	0	0	0	0
		Purchasing Prostitution	0	0	0	0
		Weapon Law Violations	1	1	1	0
		Total Group A Offenses	58	43	27	1
Domestic Violence Victims						
Offense	Reported	Cleared				
Murder	0	0				
Aggravated Assault	2	2				
Simple Assault	5	4				
Intimidation	0	0				
Stalking	0	0				
Forcible Rape	1	1				
Forcible Sodomy	0	0				
Sexual Assault W/Object	0	0				
Forcible Fondling	0	0				
Incest	0	0				
Statutory Rape	0	0				
Kidnapping/Abduction	0	0				
Commercial Sex Acts	0	0				
Involuntary Servitude	0	0				
Total	8	7				
Group B Arrests						
Offense	Adult	Juvenile				
Bad Checks	0	0				
Curfew/Vagrancy	0	0				
Disorderly Conduct	1	0				
DUI	6	0				
Drunkenness	2	0				
Family-Non Violent	0	0				
Liquor Law Violations	0	0				
Peeping Tom	0	0				
Trespass	0	0				
All Other Offenses	6	0				
Total Group B	15	0				

Crime in Tennessee 2022

(*) Offenses are counted using the FBI Units of Count for Crime

(**) The 'Arrests' column shows arrests made for incidents during the selected period, regardless of arrest date. Arrest counts for the same period may change over time.

Charleston Police Department - NIBRS Agency Crime Overview - 2022

2022 Population Estimate		678		Offenses (*)		Arrests (**)		
Offense Overview		Group A Offenses		Reported	Cleared	Adult	Juvenile	
Offense Total	26	Crimes Against Persons						
Number Cleared	14	Murder		0	0	0	0	
Percent Cleared	53.85%	Negligent Manslaughter		0	0	0	0	
Group A Crimes per 100,000 population	3,834.8	Negligent Vehicular Manslaughter		0	0	0	0	
		Kidnapping/Abduction		1	1	1	0	
		Forcible Rape		0	0	0	0	
		Forcible Sodomy		0	0	0	0	
		Sexual Assault W/Object		0	0	0	0	
		Forcible Fondling		0	0	0	0	
		Incest		0	0	0	0	
		Statutory Rape		0	0	0	0	
		Aggravated Assault		0	0	0	0	
		Simple Assault		4	1	0	1	
		Intimidation		2	1	0	0	
		Stalking		0	0	0	0	
		Commercial Sex Acts		0	0	0	0	
		Involuntary Servitude		0	0	0	0	
		Crimes Against Property						
		Arson		0	0	0	0	
		Bribery		0	0	0	0	
		Burglary		3	1	1	0	
		Counterfeiting/Forgery		0	0	0	0	
		Destruction/Damage/Vandalism		4	1	0	0	
		Embezzlement		0	0	0	0	
		Extortion/Blackmail		0	0	0	0	
		Fraud - False Pretenses		0	0	0	0	
		Fraud - Credit Card/ATM		0	0	0	0	
		Fraud - Impersonation		2	1	0	0	
		Fraud - Welfare		0	0	0	0	
		Fraud - Wire		0	0	0	0	
		Fraud - Identity Theft		0	0	0	0	
		Fraud - Computer Hacking/Invasion		0	0	0	0	
		Robbery		1	1	0	0	
		Theft - Pocket-picking		0	0	0	0	
		Theft - Purse Snatching		0	0	0	0	
		Theft - Shoplifting		1	1	1	0	
		Theft From Building		1	0	0	0	
		Theft From Coin Machine		0	0	0	0	
		Theft From Motor Vehicle		0	0	0	0	
		Theft of Motor Vehicle Parts		0	0	0	0	
		Theft - All Other Larceny		1	0	0	0	
		Motor Vehicle Theft		0	0	0	0	
		Stolen Property Offenses		1	1	1	0	
		Crimes Against Society						
		Animal Cruelty		0	0	0	0	
		Drug/Narcotic Violations		2	2	2	1	
		Drug/Narcotic Equipment Violations		2	2	0	0	
		Gambling - Betting/Wagering		0	0	0	0	
		Gambling - Operating/Promoting		0	0	0	0	
		Gambling - Equipment Violations		0	0	0	0	
		Gambling - Sports Tampering		0	0	0	0	
		Pornography/Obscene Material		0	0	0	0	
		Prostitution		0	0	0	0	
		Prostitution Assisting/Promoting		0	0	0	0	
		Purchasing Prostitution		0	0	0	0	
		Weapon Law Violations		1	1	0	0	
		Total Group A Offenses		26	14	6	2	
Domestic Violence Victims								
Offense	Reported	Cleared						
Murder	0	0						
Aggravated Assault	0	0						
Simple Assault	3	1						
Intimidation	2	1						
Stalking	0	0						
Forcible Rape	0	0						
Forcible Sodomy	0	0						
Sexual Assault W/Object	0	0						
Forcible Fondling	0	0						
Incest	0	0						
Statutory Rape	0	0						
Kidnapping/Abduction	0	0						
Commercial Sex Acts	0	0						
Involuntary Servitude	0	0						
Total	5	2						
Group B Arrests								
Offense	Adult	Juvenile						
Bad Checks	0	0						
Curfew/Vagrancy	0	0						
Disorderly Conduct	3	0						
DUI	0	0						
Drunkenness	0	0						
Family-Non Violent	2	0						
Liquor Law Violations	0	0						
Peeping Tom	0	0						
Trespass	0	0						
All Other Offenses	30	1						
Total Group B	35	1						

Crime in Tennessee 2022

(*) Offenses are counted using the FBI Units of Count for Crime

(**) The 'Arrests' column shows arrests made for incidents during the selected period, regardless of arrest date. Arrest counts for the same period may change over time.

Chattanooga Housing Authority - NIBRS Agency Crime Overview - 2022

2022 Population Estimate		N/A	Offenses (*)		Arrests (**)		
			Reported	Cleared	Adult	Juvenile	
Offense Overview			Group A Offenses				
			Crimes Against Persons				
Offense Total	18		Murder	0	0	0	0
Number Cleared	18		Negligent Manslaughter	0	0	0	0
Percent Cleared	100.00%		Negligent Vehicular Manslaughter	0	0	0	0
Group A Crimes per 100,000 population	N/A		Kidnapping/Abduction	0	0	0	0
			Forcible Rape	0	0	0	0
			Forcible Sodomy	0	0	0	0
			Sexual Assault W/Object	0	0	0	0
Arrest Overview			Forcible Fondling	0	0	0	0
Total Arrests	39		Incest	0	0	0	0
Adult Arrests	39		Statutory Rape	0	0	0	0
Juvenile Arrests	0		Aggravated Assault	0	0	0	0
Unknown Age	0		Simple Assault	0	0	0	0
Arrests per 100,000 population	N/A		Intimidation	0	0	0	0
			Stalking	0	0	0	0
			Commercial Sex Acts	0	0	0	0
Average number offenses/incident	1.20		Involuntary Servitude	0	0	0	0
			Crimes Against Property				
Domestic Violence Victims			Arson	0	0	0	0
Offense	Reported	Cleared	Bribery	0	0	0	0
Murder	0	0	Burglary	0	0	0	0
Aggravated Assault	0	0	Counterfeiting/Forgery	0	0	0	0
Simple Assault	0	0	Destruction/Damage/Vandalism	0	0	0	0
Intimidation	0	0	Embezzlement	0	0	0	0
Stalking	0	0	Extortion/Blackmail	0	0	0	0
Forcible Rape	0	0	Fraud - False Pretenses	0	0	0	0
Forcible Sodomy	0	0	Fraud - Credit Card/ATM	0	0	0	0
Sexual Assault W/Object	0	0	Fraud - Impersonation	0	0	0	0
Forcible Fondling	0	0	Fraud - Welfare	0	0	0	0
Incest	0	0	Fraud - Wire	0	0	0	0
Statutory Rape	0	0	Fraud - Identity Theft	0	0	0	0
Kidnapping/Abduction	0	0	Fraud - Computer Hacking/Invasion	0	0	0	0
Commercial Sex Acts	0	0	Robbery	0	0	0	0
Involuntary Servitude	0	0	Theft - Pocket-picking	0	0	0	0
Total	0	0	Theft - Purse Snatching	0	0	0	0
			Theft - Shoplifting	0	0	0	0
			Theft From Building	0	0	0	0
Group B Arrests			Theft From Coin Machine	0	0	0	0
Offense	Adult	Juvenile	Theft From Motor Vehicle	0	0	0	0
Bad Checks	0	0	Theft of Motor Vehicle Parts	0	0	0	0
Curfew/Vagrancy	0	0	Theft - All Other Larceny	0	0	0	0
Disorderly Conduct	0	0	Motor Vehicle Theft	0	0	0	0
DUI	0	0	Stolen Property Offenses	0	0	0	0
Drunkenness	0	0	Crimes Against Society				
Family-Non Violent	0	0	Animal Cruelty	0	0	0	0
Liquor Law Violations	0	0	Drug/Narcotic Violations	11	11	14	0
Peeping Tom	0	0	Drug/Narcotic Equipment Violations	5	5	3	0
Trespass	20	0	Gambling - Betting/Wagering	0	0	0	0
All Other Offenses	1	0	Gambling - Operating/Promoting	0	0	0	0
Total Group B	21	0	Gambling - Equipment Violations	0	0	0	0
			Gambling - Sports Tampering	0	0	0	0
			Pornography/Obscene Material	0	0	0	0
			Prostitution	0	0	0	0
			Prostitution Assisting/Promoting	0	0	0	0
			Purchasing Prostitution	0	0	0	0
			Weapon Law Violations	2	2	1	0
			Total Group A Offenses	18	18	18	0

Crime in Tennessee 2022

(*) Offenses are counted using the FBI Units of Count for Crime

(**) The 'Arrests' column shows arrests made for incidents during the selected period, regardless of arrest date. Arrest counts for the same period may change over time.

Chattanooga Metro Airport Public Safety Department - NIBRS Agency Crime Overview - 2022

2022 Population Estimate		N/A	Offenses (*)		Arrests (**)	
Offense Overview			Reported	Cleared	Adult	Juvenile
Offense Total		5				
Number Cleared		2				
Percent Cleared		40.00%				
Group A Crimes per 100,000 population		N/A				
Arrest Overview						
Total Arrests		7				
Adult Arrests		7				
Juvenile Arrests		0				
Unknown Age		0				
Arrests per 100,000 population		N/A				
Average number offenses/incident		1.00				
Domestic Violence Victims						
Offense	Reported	Cleared				
Murder	0	0				
Aggravated Assault	0	0				
Simple Assault	1	1				
Intimidation	0	0				
Stalking	0	0				
Forcible Rape	0	0				
Forcible Sodomy	0	0				
Sexual Assault W/Object	0	0				
Forcible Fondling	0	0				
Incest	0	0				
Statutory Rape	0	0				
Kidnapping/Abduction	0	0				
Commercial Sex Acts	0	0				
Involuntary Servitude	0	0				
Total	1	1				
Group B Arrests						
Offense	Adult	Juvenile				
Bad Checks	0	0				
Curfew/Vagrancy	0	0				
Disorderly Conduct	0	0				
DUI	0	0				
Drunkenness	1	0				
Family-Non Violent	1	0				
Liquor Law Violations	0	0				
Peeping Tom	0	0				
Trespass	3	0				
All Other Offenses	0	0				
Total Group B	5	0				
Crimes Against Property						
Arson	0	0				
Bribery	0	0				
Burglary	1	0				
Counterfeiting/Forgery	0	0				
Destruction/Damage/Vandalism	1	0				
Embezzlement	0	0				
Extortion/Blackmail	0	0				
Fraud - False Pretenses	0	0				
Fraud - Credit Card/ATM	0	0				
Fraud - Impersonation	0	0				
Fraud - Welfare	0	0				
Fraud - Wire	0	0				
Fraud - Identity Theft	0	0				
Fraud - Computer Hacking/Invasion	0	0				
Robbery	0	0				
Theft - Pocket-picking	0	0				
Theft - Purse Snatching	0	0				
Theft - Shoplifting	0	0				
Theft From Building	1	0				
Theft From Coin Machine	0	0				
Theft From Motor Vehicle	0	0				
Theft of Motor Vehicle Parts	0	0				
Theft - All Other Larceny	0	0				
Motor Vehicle Theft	0	0				
Stolen Property Offenses	0	0				
Crimes Against Society						
Animal Cruelty	0	0				
Drug/Narcotic Violations	0	0				
Drug/Narcotic Equipment Violations	0	0				
Gambling - Betting/Wagering	0	0				
Gambling - Operating/Promoting	0	0				
Gambling - Equipment Violations	0	0				
Gambling - Sports Tampering	0	0				
Pornography/Obscene Material	0	0				
Prostitution	0	0				
Prostitution Assisting/Promoting	0	0				
Purchasing Prostitution	0	0				
Weapon Law Violations	1	1				
Total Group A Offenses	5	2				

Crime in Tennessee 2022

(*) Offenses are counted using the FBI Units of Count for Crime

(**) The 'Arrests' column shows arrests made for incidents during the selected period, regardless of arrest date. Arrest counts for the same period may change over time.

Chattanooga Police Department - NIBRS Agency Crime Overview - 2022

2022 Population Estimate		182,603	Offenses (*)		Arrests (**)	
Offense Overview			Reported	Cleared	Adult	Juvenile
Group A Offenses						
Crimes Against Persons						
Offense Total	22,891	Murder	24	8	5	0
Number Cleared	4,587	Negligent Manslaughter	0	0	0	0
Percent Cleared	20.04%	Negligent Vehicular Manslaughter	0	0	0	0
Group A Crimes per 100,000 population	12,535.9	Kidnapping/Abduction	77	21	17	5
			Forcible Rape	157	9	2
			Forcible Sodomy	8	0	0
			Sexual Assault W/Object	1	1	0
			Forcible Fondling	184	16	3
			Incest	0	0	0
Arrest Overview						
Total Arrests	4,601	Statutory Rape	14	1	1	0
Adult Arrests	4,484	Aggravated Assault	1,696	451	351	10
Juvenile Arrests	117	Simple Assault	2,980	814	679	13
Unknown Age	0	Intimidation	129	16	13	0
Arrests per 100,000 population	2,519.7	Stalking	84	4	2	0
			Commercial Sex Acts	3	0	0
			Involuntary Servitude	0	0	0
Average number offenses/incident	1.22	Crimes Against Property				
Domestic Violence Victims						
Offense	Reported	Cleared	Arson	23	5	3
Murder	3	3	Bribery	2	1	0
Aggravated Assault	545	223	Burglary	1,053	99	91
Simple Assault	1,453	561	Counterfeiting/Forgery	210	7	5
Intimidation	26	3	Destruction/Damage/Vandalism	2,316	203	108
Stalking	38	3	Embezzlement	91	42	37
Forcible Rape	43	2	Extortion/Blackmail	37	0	0
Forcible Sodomy	2	0	Fraud - False Pretenses	621	14	11
Sexual Assault W/Object	0	0	Fraud - Credit Card/ATM	309	7	2
Forcible Fondling	53	8	Fraud - Impersonation	204	57	45
Incest	0	0	Fraud - Welfare	7	0	0
Statutory Rape	3	1	Fraud - Wire	51	1	0
Kidnapping/Abduction	50	14	Fraud - Identity Theft	0	0	0
Commercial Sex Acts	0	0	Fraud - Computer Hacking/Invasion	23	0	0
Involuntary Servitude	0	0	Robbery	220	24	21
Total	2,216	818	Theft - Pocket-picking	19	0	0
			Theft - Purse Snatching	9	0	0
			Theft - Shoplifting	1,978	697	762
			Theft From Building	608	34	32
Group B Arrests			Theft From Coin Machine	16	0	0
Offense	Adult	Juvenile	Theft From Motor Vehicle	2,053	42	37
Bad Checks	0	0	Theft of Motor Vehicle Parts	713	6	6
Curfew/Vagrancy	1	0	Theft - All Other Larceny	1,867	76	60
Disorderly Conduct	241	8	Motor Vehicle Theft	1,385	87	67
DUI	216	1	Stolen Property Offenses	59	30	27
Drunkenness	160	0	Crimes Against Society			
Family-Non Violent	7	0	Animal Cruelty	15	2	2
Liquor Law Violations	2	0	Drug/Narcotic Violations	1,593	803	753
Peeping Tom	0	0	Drug/Narcotic Equipment Violations	1,184	681	116
Trespass	257	0	Gambling - Betting/Wagering	9	1	1
All Other Offenses	253	7	Gambling - Operating/Promoting	2	1	2
Total Group B	1,137	16	Gambling - Equipment Violations	4	3	0
			Gambling - Sports Tampering	0	0	0
			Pornography/Obscene Material	17	1	0
			Prostitution	7	7	6
			Prostitution Assisting/Promoting	0	0	0
			Purchasing Prostitution	3	3	1
			Weapon Law Violations	826	312	79
			Total Group A Offenses	22,891	4,587	3,347
						101

Crime in Tennessee 2022

(*) Offenses are counted using the FBI Units of Count for Crime

(**) The 'Arrests' column shows arrests made for incidents during the selected period, regardless of arrest date. Arrest counts for the same period may change over time.

Church Hill Public Safety - NIBRS Agency Crime Overview - 2022

2022 Population Estimate		7,105		Offenses (*)		Arrests (**)		
Offense Overview		Group A Offenses		Reported	Cleared	Adult	Juvenile	
Offense Total	120	Crimes Against Persons						
Number Cleared	93	Murder		0	0	0	0	
Percent Cleared	77.50%	Negligent Manslaughter		0	0	0	0	
Group A Crimes per 100,000 population	1,689.0	Negligent Vehicular Manslaughter		0	0	0	0	
		Kidnapping/Abduction		0	0	0	0	
		Forcible Rape		1	1	0	0	
		Forcible Sodomy		0	0	0	0	
		Sexual Assault W/Object		0	0	0	0	
		Forcible Fondling		0	0	0	0	
		Incest		0	0	0	0	
		Statutory Rape		0	0	0	0	
		Aggravated Assault		20	19	12	0	
		Simple Assault		15	11	3	0	
		Intimidation		3	2	0	0	
		Stalking		0	0	0	0	
		Commercial Sex Acts		0	0	0	0	
		Involuntary Servitude		0	0	0	0	
		Crimes Against Property						
		Arson		4	4	2	0	
		Bribery		0	0	0	0	
		Burglary		4	2	0	1	
		Counterfeiting/Forgery		2	1	0	0	
		Destruction/Damage/Vandalism		11	7	3	0	
		Embezzlement		0	0	0	0	
		Extortion/Blackmail		0	0	0	0	
		Fraud - False Pretenses		1	1	0	0	
		Fraud - Credit Card/ATM		4	2	1	0	
		Fraud - Impersonation		0	0	0	0	
		Fraud - Welfare		0	0	0	0	
		Fraud - Wire		0	0	0	0	
		Fraud - Identity Theft		1	1	1	0	
		Fraud - Computer Hacking/Invasion		0	0	0	0	
		Robbery		0	0	0	0	
		Theft - Pocket-picking		3	1	0	0	
		Theft - Purse Snatching		0	0	0	0	
		Theft - Shoplifting		1	0	0	0	
		Theft From Building		5	3	2	0	
		Theft From Coin Machine		0	0	0	0	
		Theft From Motor Vehicle		2	0	0	0	
		Theft of Motor Vehicle Parts		1	0	0	0	
		Theft - All Other Larceny		7	5	3	0	
		Motor Vehicle Theft		2	2	0	0	
		Stolen Property Offenses		0	0	0	0	
		Crimes Against Society						
		Animal Cruelty		0	0	0	0	
		Drug/Narcotic Violations		19	18	15	0	
		Drug/Narcotic Equipment Violations		12	11	0	0	
		Gambling - Betting/Wagering		0	0	0	0	
		Gambling - Operating/Promoting		0	0	0	0	
		Gambling - Equipment Violations		0	0	0	0	
		Gambling - Sports Tampering		0	0	0	0	
		Pornography/Obscene Material		0	0	0	0	
		Prostitution		0	0	0	0	
		Prostitution Assisting/Promoting		0	0	0	0	
		Purchasing Prostitution		0	0	0	0	
		Weapon Law Violations		2	2	0	0	
		Total Group A Offenses		120	93	42	1	
Domestic Violence Victims								
Offense	Reported	Cleared						
Murder	0	0						
Aggravated Assault	11	10						
Simple Assault	6	3						
Intimidation	3	2						
Stalking	0	0						
Forcible Rape	0	0						
Forcible Sodomy	0	0						
Sexual Assault W/Object	0	0						
Forcible Fondling	0	0						
Incest	0	0						
Statutory Rape	0	0						
Kidnapping/Abduction	0	0						
Commercial Sex Acts	0	0						
Involuntary Servitude	0	0						
Total	20	15						
Group B Arrests								
Offense	Adult	Juvenile						
Bad Checks	0	0						
Curfew/Vagrancy	0	0						
Disorderly Conduct	1	0						
DUI	11	0						
Drunkenness	5	0						
Family-Non Violent	1	0						
Liquor Law Violations	1	0						
Peeping Tom	0	0						
Trespass	1	0						
All Other Offenses	6	0						
Total Group B	26	0						

Crime in Tennessee 2022

(*) Offenses are counted using the FBI Units of Count for Crime

(**) The 'Arrests' column shows arrests made for incidents during the selected period, regardless of arrest date. Arrest counts for the same period may change over time.

City of Dickson Park Ranger Office - NIBRS Agency Crime Overview - 2022

2022 Population Estimate		N/A	Offenses (*)		Arrests (**)	
Offense Overview			Reported	Cleared	Adult	Juvenile
Group A Offenses						
Crimes Against Persons						
Offense Total	6	Murder	0	0	0	0
Number Cleared	3	Negligent Manslaughter	0	0	0	0
Percent Cleared	50.00%	Negligent Vehicular Manslaughter	0	0	0	0
Group A Crimes per 100,000 population	N/A	Kidnapping/Abduction	0	0	0	0
		Forcible Rape	0	0	0	0
		Forcible Sodomy	0	0	0	0
		Sexual Assault W/Object	0	0	0	0
		Forcible Fondling	0	0	0	0
		Incest	0	0	0	0
		Statutory Rape	0	0	0	0
		Aggravated Assault	1	1	1	0
		Simple Assault	0	0	0	0
		Intimidation	0	0	0	0
		Stalking	1	1	0	0
		Commercial Sex Acts	0	0	0	0
		Involuntary Servitude	0	0	0	0
		Crimes Against Property				
		Arson	0	0	0	0
		Bribery	0	0	0	0
		Burglary	0	0	0	0
		Counterfeiting/Forgery	0	0	0	0
		Destruction/Damage/Vandalism	1	0	0	0
		Embezzlement	0	0	0	0
		Extortion/Blackmail	0	0	0	0
		Fraud - False Pretenses	0	0	0	0
		Fraud - Credit Card/ATM	0	0	0	0
		Fraud - Impersonation	0	0	0	0
		Fraud - Welfare	0	0	0	0
		Fraud - Wire	0	0	0	0
		Fraud - Identity Theft	0	0	0	0
		Fraud - Computer Hacking/Invasion	0	0	0	0
		Robbery	1	1	1	0
		Theft - Pocket-picking	0	0	0	0
		Theft - Purse Snatching	0	0	0	0
		Theft - Shoplifting	0	0	0	0
		Theft From Building	0	0	0	0
		Theft From Coin Machine	0	0	0	0
		Theft From Motor Vehicle	0	0	0	0
		Theft of Motor Vehicle Parts	0	0	0	0
		Theft - All Other Larceny	0	0	0	0
		Motor Vehicle Theft	0	0	0	0
		Stolen Property Offenses	0	0	0	0
		Crimes Against Society				
		Animal Cruelty	0	0	0	0
		Drug/Narcotic Violations	1	0	0	0
		Drug/Narcotic Equipment Violations	1	0	0	0
		Gambling - Betting/Wagering	0	0	0	0
		Gambling - Operating/Promoting	0	0	0	0
		Gambling - Equipment Violations	0	0	0	0
		Gambling - Sports Tampering	0	0	0	0
		Pornography/Obscene Material	0	0	0	0
		Prostitution	0	0	0	0
		Prostitution Assisting/Promoting	0	0	0	0
		Purchasing Prostitution	0	0	0	0
		Weapon Law Violations	0	0	0	0
		Total Group A Offenses	6	3	2	0
Domestic Violence Victims						
Offense	Reported	Cleared				
Murder	0	0	Burglary	0	0	0
Aggravated Assault	1	1	Counterfeiting/Forgery	0	0	0
Simple Assault	0	0	Destruction/Damage/Vandalism	1	0	0
Intimidation	0	0	Embezzlement	0	0	0
Stalking	1	1	Extortion/Blackmail	0	0	0
Forcible Rape	0	0	Fraud - False Pretenses	0	0	0
Forcible Sodomy	0	0	Fraud - Credit Card/ATM	0	0	0
Sexual Assault W/Object	0	0	Fraud - Impersonation	0	0	0
Forcible Fondling	0	0	Fraud - Welfare	0	0	0
Incest	0	0	Fraud - Wire	0	0	0
Statutory Rape	0	0	Fraud - Identity Theft	0	0	0
Kidnapping/Abduction	0	0	Fraud - Computer Hacking/Invasion	0	0	0
Commercial Sex Acts	0	0	Robbery	1	1	1
Involuntary Servitude	0	0	Theft - Pocket-picking	0	0	0
Total	2	2	Theft - Purse Snatching	0	0	0
			Theft - Shoplifting	0	0	0
			Theft From Building	0	0	0
			Theft From Coin Machine	0	0	0
			Theft From Motor Vehicle	0	0	0
			Theft of Motor Vehicle Parts	0	0	0
			Theft - All Other Larceny	0	0	0
			Motor Vehicle Theft	0	0	0
			Stolen Property Offenses	0	0	0
			Crimes Against Society			
			Animal Cruelty	0	0	0
			Drug/Narcotic Violations	1	0	0
			Drug/Narcotic Equipment Violations	1	0	0
			Gambling - Betting/Wagering	0	0	0
			Gambling - Operating/Promoting	0	0	0
			Gambling - Equipment Violations	0	0	0
			Gambling - Sports Tampering	0	0	0
			Pornography/Obscene Material	0	0	0
			Prostitution	0	0	0
			Prostitution Assisting/Promoting	0	0	0
			Purchasing Prostitution	0	0	0
			Weapon Law Violations	0	0	0
			Total Group A Offenses	6	3	2
			Total Group B	2	0	0

Crime in Tennessee 2022

(*) Offenses are counted using the FBI Units of Count for Crime

(**) The 'Arrests' column shows arrests made for incidents during the selected period, regardless of arrest date. Arrest counts for the same period may change over time.

Clarksburg Police Department - NIBRS Agency Crime Overview - 2022

2022 Population Estimate		381	Offenses (*)		Arrests (**)		
Offense Overview			Reported	Cleared	Adult	Juvenile	
Group A Offenses							
Crimes Against Persons							
Offense Total	0		Murder	0	0	0	0
Number Cleared	0		Negligent Manslaughter	0	0	0	0
Percent Cleared	0.00%		Negligent Vehicular Manslaughter	0	0	0	0
Group A Crimes per 100,000 population	0.0		Kidnapping/Abduction	0	0	0	0
			Forcible Rape	0	0	0	0
			Forcible Sodomy	0	0	0	0
			Sexual Assault W/Object	0	0	0	0
			Forcible Fondling	0	0	0	0
			Incest	0	0	0	0
			Statutory Rape	0	0	0	0
			Aggravated Assault	0	0	0	0
			Simple Assault	0	0	0	0
			Intimidation	0	0	0	0
			Stalking	0	0	0	0
			Commercial Sex Acts	0	0	0	0
			Involuntary Servitude	0	0	0	0
			Crimes Against Property				
			Arson	0	0	0	0
			Bribery	0	0	0	0
			Burglary	0	0	0	0
			Counterfeiting/Forgery	0	0	0	0
			Destruction/Damage/Vandalism	0	0	0	0
			Embezzlement	0	0	0	0
			Extortion/Blackmail	0	0	0	0
			Fraud - False Pretenses	0	0	0	0
			Fraud - Credit Card/ATM	0	0	0	0
			Fraud - Impersonation	0	0	0	0
			Fraud - Welfare	0	0	0	0
			Fraud - Wire	0	0	0	0
			Fraud - Identity Theft	0	0	0	0
			Fraud - Computer Hacking/Invasion	0	0	0	0
			Robbery	0	0	0	0
			Theft - Pocket-picking	0	0	0	0
			Theft - Purse Snatching	0	0	0	0
			Theft - Shoplifting	0	0	0	0
			Theft From Building	0	0	0	0
			Theft From Coin Machine	0	0	0	0
			Theft From Motor Vehicle	0	0	0	0
			Theft of Motor Vehicle Parts	0	0	0	0
			Theft - All Other Larceny	0	0	0	0
			Motor Vehicle Theft	0	0	0	0
			Stolen Property Offenses	0	0	0	0
			Crimes Against Society				
			Animal Cruelty	0	0	0	0
			Drug/Narcotic Violations	0	0	0	0
			Drug/Narcotic Equipment Violations	0	0	0	0
			Gambling - Betting/Wagering	0	0	0	0
			Gambling - Operating/Promoting	0	0	0	0
			Gambling - Equipment Violations	0	0	0	0
			Gambling - Sports Tampering	0	0	0	0
			Pornography/Obscene Material	0	0	0	0
			Prostitution	0	0	0	0
			Prostitution Assisting/Promoting	0	0	0	0
			Purchasing Prostitution	0	0	0	0
			Weapon Law Violations	0	0	0	0
			Total Group A Offenses	0	0	0	0
Domestic Violence Victims							
Offense	Reported	Cleared					
Murder	0	0	Burglary	0	0	0	
Aggravated Assault	0	0	Counterfeiting/Forgery	0	0	0	
Simple Assault	0	0	Destruction/Damage/Vandalism	0	0	0	
Intimidation	0	0	Embezzlement	0	0	0	
Stalking	0	0	Extortion/Blackmail	0	0	0	
Forcible Rape	0	0	Fraud - False Pretenses	0	0	0	
Forcible Sodomy	0	0	Fraud - Credit Card/ATM	0	0	0	
Sexual Assault W/Object	0	0	Fraud - Impersonation	0	0	0	
Forcible Fondling	0	0	Fraud - Welfare	0	0	0	
Incest	0	0	Fraud - Wire	0	0	0	
Statutory Rape	0	0	Fraud - Identity Theft	0	0	0	
Kidnapping/Abduction	0	0	Fraud - Computer Hacking/Invasion	0	0	0	
Commercial Sex Acts	0	0	Robbery	0	0	0	
Involuntary Servitude	0	0	Theft - Pocket-picking	0	0	0	
Total	0	0	Theft - Purse Snatching	0	0	0	
			Theft - Shoplifting	0	0	0	
			Theft From Building	0	0	0	
			Theft From Coin Machine	0	0	0	
			Theft From Motor Vehicle	0	0	0	
			Theft of Motor Vehicle Parts	0	0	0	
			Theft - All Other Larceny	0	0	0	
			Motor Vehicle Theft	0	0	0	
			Stolen Property Offenses	0	0	0	
			Crimes Against Society				
			Animal Cruelty	0	0	0	
			Drug/Narcotic Violations	0	0	0	
			Drug/Narcotic Equipment Violations	0	0	0	
			Gambling - Betting/Wagering	0	0	0	
			Gambling - Operating/Promoting	0	0	0	
			Gambling - Equipment Violations	0	0	0	
			Gambling - Sports Tampering	0	0	0	
			Pornography/Obscene Material	0	0	0	
			Prostitution	0	0	0	
			Prostitution Assisting/Promoting	0	0	0	
			Purchasing Prostitution	0	0	0	
			Weapon Law Violations	0	0	0	
			Total Group B	0	0	0	

Crime in Tennessee 2022

(*) Offenses are counted using the FBI Units of Count for Crime

(**) The 'Arrests' column shows arrests made for incidents during the selected period, regardless of arrest date. Arrest counts for the same period may change over time.

Clarksville Police Department - NIBRS Agency Crime Overview - 2022

2022 Population Estimate		174,738	Offenses (*)		Arrests (**)	
Offense Overview			Reported	Cleared	Adult	Juvenile
Group A Offenses						
Crimes Against Persons						
Offense Total	12,145	Murder	10	4	6	0
Number Cleared	3,537	Negligent Manslaughter	2	2	1	0
Percent Cleared	29.12%	Negligent Vehicular Manslaughter	0	0	0	0
Group A Crimes per 100,000 population	6,950.4	Kidnapping/Abduction	62	42	37	0
		Forcible Rape	71	1	2	0
		Forcible Sodomy	19	1	1	0
		Sexual Assault W/Object	5	0	0	0
		Forcible Fondling	105	3	2	0
		Incest	1	0	0	0
		Statutory Rape	13	3	2	0
		Aggravated Assault	704	297	232	0
		Simple Assault	2,213	931	811	9
		Intimidation	381	15	10	0
		Stalking	31	1	1	0
		Commercial Sex Acts	2	0	0	0
		Involuntary Servitude	1	0	0	0
		Crimes Against Property				
		Arson	9	3	2	0
		Bribery	0	0	0	0
		Burglary	400	43	48	0
		Counterfeiting/Forgery	108	18	28	0
		Destruction/Damage/Vandalism	825	113	55	0
		Embezzlement	56	11	10	0
		Extortion/Blackmail	24	0	0	0
		Fraud - False Pretenses	662	21	9	0
		Fraud - Credit Card/ATM	305	17	18	0
		Fraud - Impersonation	102	66	57	0
		Fraud - Welfare	0	0	0	0
		Fraud - Wire	1	0	0	0
		Fraud - Identity Theft	4	0	2	0
		Fraud - Computer Hacking/Invasion	10	0	0	0
		Robbery	70	23	30	0
		Theft - Pocket-picking	0	0	2	0
		Theft - Purse Snatching	2	0	0	0
		Theft - Shoplifting	761	205	211	0
		Theft From Building	499	28	19	0
		Theft From Coin Machine	3	0	0	0
		Theft From Motor Vehicle	681	37	51	0
		Theft of Motor Vehicle Parts	180	9	12	0
		Theft - All Other Larceny	468	25	22	0
		Motor Vehicle Theft	466	53	37	2
		Stolen Property Offenses	57	32	26	0
		Crimes Against Society				
		Animal Cruelty	19	10	8	0
		Drug/Narcotic Violations	1,297	722	732	1
		Drug/Narcotic Equipment Violations	968	563	139	0
		Gambling - Betting/Wagering	0	0	0	0
		Gambling - Operating/Promoting	0	0	0	0
		Gambling - Equipment Violations	0	0	0	0
		Gambling - Sports Tampering	0	0	0	0
		Pornography/Obscene Material	45	4	4	0
		Prostitution	1	1	1	0
		Prostitution Assisting/Promoting	4	3	3	0
		Purchasing Prostitution	0	0	0	0
		Weapon Law Violations	498	230	57	0
		Total Group A Offenses	12,145	3,537	2,688	12
Domestic Violence Victims						
Offense	Reported	Cleared				
Murder	2	2				
Aggravated Assault	224	144				
Simple Assault	1,465	806				
Intimidation	43	7				
Stalking	18	1				
Forcible Rape	30	0				
Forcible Sodomy	7	0				
Sexual Assault W/Object	2	0				
Forcible Fondling	50	3				
Incest	1	0				
Statutory Rape	2	1				
Kidnapping/Abduction	46	34				
Commercial Sex Acts	0	0				
Involuntary Servitude	0	0				
Total	1,890	998				
Group B Arrests						
Offense	Adult	Juvenile				
Bad Checks	1	0				
Curfew/Vagrancy	0	0				
Disorderly Conduct	35	0				
DUI	366	1				
Drunkenness	211	0				
Family-Non Violent	23	0				
Liquor Law Violations	37	1				
Peeping Tom	0	0				
Trespass	147	3				
All Other Offenses	378	3				
Total Group B	1,198	8				

Crime in Tennessee 2022

(*) Offenses are counted using the FBI Units of Count for Crime

(**) The 'Arrests' column shows arrests made for incidents during the selected period, regardless of arrest date. Arrest counts for the same period may change over time.

Cleveland Police Department - NIBRS Agency Crime Overview - 2022

2022 Population Estimate		48,579		Offenses (*)		Arrests (**)		
Offense Overview		Group A Offenses		Reported	Cleared	Adult	Juvenile	
Offense Total	5,597	Crimes Against Persons						
Number Cleared	2,269	Murder		1	1	1	0	
Percent Cleared	40.54%	Negligent Manslaughter		0	0	0	0	
Group A Crimes per 100,000 population	11,521.4	Negligent Vehicular Manslaughter		0	0	0	0	
		Kidnapping/Abduction		22	16	5	1	
		Forcible Rape		11	2	1	0	
		Forcible Sodomy		6	2	1	0	
		Sexual Assault W/Object		3	0	0	0	
		Forcible Fondling		32	10	2	3	
		Incest		0	0	0	0	
		Statutory Rape		2	1	1	0	
		Aggravated Assault		308	197	115	20	
		Simple Assault		626	326	205	83	
		Intimidation		394	86	38	18	
		Stalking		19	10	6	0	
		Commercial Sex Acts		0	0	0	0	
		Involuntary Servitude		0	0	0	0	
		Crimes Against Property						
		Arson		5	4	2	0	
		Bribery		0	0	0	0	
		Burglary		180	38	22	1	
		Counterfeiting/Forgery		79	19	19	0	
		Destruction/Damage/Vandalism		325	52	22	8	
		Embezzlement		41	16	15	0	
		Extortion/Blackmail		15	1	1	0	
		Fraud - False Pretenses		316	114	91	2	
		Fraud - Credit Card/ATM		178	73	20	0	
		Fraud - Impersonation		31	24	12	0	
		Fraud - Welfare		0	0	0	0	
		Fraud - Wire		59	3	0	0	
		Fraud - Identity Theft		0	0	0	0	
		Fraud - Computer Hacking/Invasion		0	0	0	0	
		Robbery		26	9	4	2	
		Theft - Pocket-picking		2	0	0	0	
		Theft - Purse Snatching		0	0	0	0	
		Theft - Shoplifting		449	200	201	4	
		Theft From Building		239	38	20	1	
		Theft From Coin Machine		3	0	0	0	
		Theft From Motor Vehicle		280	29	19	0	
		Theft of Motor Vehicle Parts		95	2	1	0	
		Theft - All Other Larceny		283	32	28	0	
		Motor Vehicle Theft		146	35	17	0	
		Stolen Property Offenses		17	17	12	0	
		Crimes Against Society						
		Animal Cruelty		1	1	0	0	
		Drug/Narcotic Violations		663	447	318	26	
		Drug/Narcotic Equipment Violations		623	392	140	2	
		Gambling - Betting/Wagering		0	0	0	0	
		Gambling - Operating/Promoting		0	0	0	0	
		Gambling - Equipment Violations		0	0	0	0	
		Gambling - Sports Tampering		0	0	0	0	
		Pornography/Obscene Material		5	1	1	0	
		Prostitution		0	0	0	0	
		Prostitution Assisting/Promoting		0	0	0	0	
		Purchasing Prostitution		0	0	0	0	
		Weapon Law Violations		112	71	10	8	
		Total Group A Offenses		5,597	2,269	1,350	179	
Domestic Violence Victims								
Offense	Reported	Cleared						
Murder	0	0						
Aggravated Assault	104	79						
Simple Assault	333	208						
Intimidation	140	39						
Stalking	13	6						
Forcible Rape	3	1						
Forcible Sodomy	3	0						
Sexual Assault W/Object	2	0						
Forcible Fondling	6	2						
Incest	0	0						
Statutory Rape	2	1						
Kidnapping/Abduction	14	11						
Commercial Sex Acts	0	0						
Involuntary Servitude	0	0						
Total	620	347						
Group B Arrests								
Offense	Adult	Juvenile						
Bad Checks	0	0						
Curfew/Vagrancy	0	0						
Disorderly Conduct	47	53						
DUI	119	0						
Drunkenness	153	3						
Family-Non Violent	0	0						
Liquor Law Violations	3	6						
Peeping Tom	0	1						
Trespass	91	0						
All Other Offenses	141	76						
Total Group B	554	139						

Crime in Tennessee 2022

(*) Offenses are counted using the FBI Units of Count for Crime

(**) The 'Arrests' column shows arrests made for incidents during the selected period, regardless of arrest date. Arrest counts for the same period may change over time.

Clifton Police Department - NIBRS Agency Crime Overview - 2022

2022 Population Estimate		2,614	Offenses (*)		Arrests (**)	
Offense Overview			Reported	Cleared	Adult	Juvenile
Group A Offenses						
Crimes Against Persons						
Offense Total	29		0	0	0	0
Number Cleared	19		0	0	0	0
Percent Cleared	65.52%		0	0	0	0
Group A Crimes per 100,000 population	1,109.4		0	0	0	0
Arrest Overview						
Total Arrests	21		0	0	0	0
Adult Arrests	21		0	0	0	0
Juvenile Arrests	0		0	0	0	0
Unknown Age	0		5	1	1	0
Arrests per 100,000 population	803.4		0	0	0	0
Average number offenses/incident	1.21		0	0	0	0
Crimes Against Property						
Domestic Violence Victims						
Offense	Reported	Cleared				
Murder	0	0	0	0	0	0
Aggravated Assault	0	0	0	0	0	0
Simple Assault	1	1	0	0	0	0
Intimidation	0	0	0	0	0	0
Stalking	1	1	0	0	0	0
Forcible Rape	0	0	0	0	0	0
Forcible Sodomy	0	0	0	0	0	0
Sexual Assault W/Object	0	0	0	0	0	0
Forcible Fondling	0	0	0	0	0	0
Incest	0	0	0	0	0	0
Statutory Rape	0	0	0	0	0	0
Kidnapping/Abduction	0	0	0	0	0	0
Commercial Sex Acts	0	0	0	0	0	0
Involuntary Servitude	0	0	0	0	0	0
Total	2	2	0	0	0	0
Group B Arrests						
Offense	Adult	Juvenile				
Bad Checks	0	0	0	0	0	0
Curfew/Vagrancy	0	0	0	0	0	0
Disorderly Conduct	0	0	0	0	0	0
DUI	2	0	0	0	0	0
Drunkenness	1	0	0	0	0	0
Family-Non Violent	0	0	0	0	0	0
Liquor Law Violations	0	0	0	0	0	0
Peeping Tom	0	0	0	0	0	0
Trespass	0	0	0	0	0	0
All Other Offenses	0	0	0	0	0	0
Total Group B	3	0	0	0	0	0
Crimes Against Society						
Animal Cruelty			0	0	0	0
Drug/Narcotic Violations			15	13	15	0
Drug/Narcotic Equipment Violations			4	4	1	0
Gambling - Betting/Wagering			0	0	0	0
Gambling - Operating/Promoting			0	0	0	0
Gambling - Equipment Violations			0	0	0	0
Gambling - Sports Tampering			0	0	0	0
Pornography/Obscene Material			0	0	0	0
Prostitution			0	0	0	0
Prostitution Assisting/Promoting			0	0	0	0
Purchasing Prostitution			0	0	0	0
Weapon Law Violations			0	0	0	0
Total Group A Offenses			29	19	18	0

Crime in Tennessee 2022

(*) Offenses are counted using the FBI Units of Count for Crime

(**) The 'Arrests' column shows arrests made for incidents during the selected period, regardless of arrest date. Arrest counts for the same period may change over time.

Clinton Police Department - NIBRS Agency Crime Overview - 2022

2022 Population Estimate		10,050		Offenses (*)		Arrests (**)		
Offense Overview				Reported	Cleared	Adult	Juvenile	
Group A Offenses								
Crimes Against Persons								
Offense Total	707	Murder		0	0	0	0	
Number Cleared	378	Negligent Manslaughter		0	0	0	0	
Percent Cleared	53.47%	Negligent Vehicular Manslaughter		0	0	0	0	
Group A Crimes per 100,000 population	7,034.8	Kidnapping/Abduction		2	2	0	0	
		Forcible Rape		0	0	0	0	
		Forcible Sodomy		3	1	1	0	
		Sexual Assault W/Object		0	0	0	0	
		Forcible Fondling		3	3	0	0	
		Incest		0	0	0	0	
		Statutory Rape		3	2	2	0	
		Aggravated Assault		41	26	18	1	
		Simple Assault		86	60	36	1	
		Intimidation		24	5	1	1	
		Stalking		1	0	0	0	
		Commercial Sex Acts		0	0	0	0	
		Involuntary Servitude		0	0	0	0	
		Arrest Overview						
Total Arrests	452	Total Arrests		452				
Adult Arrests	424	Adult Arrests		424				
Juvenile Arrests	28	Juvenile Arrests		28				
Unknown Age	0	Unknown Age		0				
Arrests per 100,000 population	4,497.5	Arrests per 100,000 population		4,497.5				
Average number offenses/incident	1.19	Average number offenses/incident		1.19				
Domestic Violence Victims				Crimes Against Property				
Offense	Reported	Cleared	Arson	3	2	0	3	
Murder	0	0	Bribery	0	0	0	0	
Aggravated Assault	13	10	Burglary	28	12	2	2	
Simple Assault	50	35	Counterfeiting/Forgery	9	1	0	0	
Intimidation	3	1	Destruction/Damage/Vandalism	39	18	7	4	
Stalking	1	0	Embezzlement	9	7	3	0	
Forcible Rape	0	0	Extortion/Blackmail	3	0	0	0	
Forcible Sodomy	0	0	Fraud - False Pretenses	61	39	36	1	
Sexual Assault W/Object	0	0	Fraud - Credit Card/ATM	33	9	3	0	
Forcible Fondling	1	1	Fraud - Impersonation	8	2	1	0	
Incest	0	0	Fraud - Welfare	0	0	0	0	
Statutory Rape	0	0	Fraud - Wire	9	0	0	0	
Kidnapping/Abduction	2	2	Fraud - Identity Theft	0	0	0	0	
Commercial Sex Acts	0	0	Fraud - Computer Hacking/Invasion	1	0	0	0	
Involuntary Servitude	0	0	Robbery	4	2	1	0	
Total	70	49	Theft - Pocket-picking	0	0	0	0	
			Theft - Purse Snatching	0	0	0	0	
			Theft - Shoplifting	76	56	49	7	
			Theft From Building	35	9	4	0	
			Theft From Coin Machine	1	0	0	0	
			Theft From Motor Vehicle	38	5	5	0	
			Theft of Motor Vehicle Parts	14	1	0	0	
			Theft - All Other Larceny	22	6	0	3	
			Motor Vehicle Theft	27	9	7	1	
			Stolen Property Offenses	7	7	6	1	
			Crimes Against Society					
			Animal Cruelty	2	1	1	0	
			Drug/Narcotic Violations	53	46	41	2	
			Drug/Narcotic Equipment Violations	46	37	8	1	
			Gambling - Betting/Wagering	0	0	0	0	
			Gambling - Operating/Promoting	0	0	0	0	
			Gambling - Equipment Violations	0	0	0	0	
			Gambling - Sports Tampering	0	0	0	0	
			Pornography/Obscene Material	6	2	1	0	
			Prostitution	0	0	0	0	
			Prostitution Assisting/Promoting	0	0	0	0	
			Purchasing Prostitution	0	0	0	0	
			Weapon Law Violations	10	8	1	0	
			Total Group A Offenses	707	378	234	28	
			Group B Arrests					
Offense	Adult	Juvenile						
Bad Checks	0	0						
Curfew/Vagrancy	0	0						
Disorderly Conduct	1	0						
DUI	30	0						
Drunkenness	38	0						
Family-Non Violent	6	0						
Liquor Law Violations	1	0						
Peeping Tom	0	0						
Trespass	23	0						
All Other Offenses	91	0						
Total Group B	190	0						

Crime in Tennessee 2022

(*) Offenses are counted using the FBI Units of Count for Crime

(**) The 'Arrests' column shows arrests made for incidents during the selected period, regardless of arrest date. Arrest counts for the same period may change over time.

Collegedale Police Department - NIBRS Agency Crime Overview - 2022

2022 Population Estimate		12,032		Offenses (*)		Arrests (**)		
Offense Overview		Group A Offenses		Reported	Cleared	Adult	Juvenile	
Offense Total	777	Crimes Against Persons						
Number Cleared	563	Murder		0	0	0	0	
Percent Cleared	72.46%	Negligent Manslaughter		0	0	0	0	
Group A Crimes per 100,000 population	6,457.8	Negligent Vehicular Manslaughter		0	0	0	0	
		Kidnapping/Abduction		0	0	0	0	
		Forcible Rape		2	2	1	0	
		Forcible Sodomy		0	0	0	0	
		Sexual Assault W/Object		0	0	0	0	
		Forcible Fondling		4	0	0	0	
		Incest		0	0	0	0	
		Statutory Rape		0	0	0	0	
		Aggravated Assault		10	6	4	1	
		Simple Assault		39	27	19	1	
		Intimidation		7	4	4	0	
		Stalking		0	0	0	0	
		Commercial Sex Acts		0	0	0	0	
		Involuntary Servitude		0	0	0	0	
		Crimes Against Property						
		Arson		0	0	0	0	
		Bribery		0	0	0	0	
		Burglary		6	1	1	0	
		Counterfeiting/Forgery		15	5	5	0	
		Destruction/Damage/Vandalism		5	1	0	0	
		Embezzlement		3	2	1	1	
		Extortion/Blackmail		1	0	0	0	
		Fraud - False Pretenses		42	20	15	0	
		Fraud - Credit Card/ATM		2	0	0	0	
		Fraud - Impersonation		11	10	4	0	
		Fraud - Welfare		0	0	0	0	
		Fraud - Wire		10	1	1	0	
		Fraud - Identity Theft		0	0	0	0	
		Fraud - Computer Hacking/Invasion		0	0	0	0	
		Robbery		1	1	1	0	
		Theft - Pocket-picking		0	0	0	0	
		Theft - Purse Snatching		0	0	0	0	
		Theft - Shoplifting		108	57	66	3	
		Theft From Building		12	2	1	0	
		Theft From Coin Machine		0	0	0	0	
		Theft From Motor Vehicle		26	1	2	0	
		Theft of Motor Vehicle Parts		9	0	0	0	
		Theft - All Other Larceny		15	0	0	0	
		Motor Vehicle Theft		9	3	2	1	
		Stolen Property Offenses		23	22	6	0	
		Crimes Against Society						
		Animal Cruelty		0	0	0	0	
		Drug/Narcotic Violations		224	214	222	3	
		Drug/Narcotic Equipment Violations		170	162	35	0	
		Gambling - Betting/Wagering		0	0	0	0	
		Gambling - Operating/Promoting		0	0	0	0	
		Gambling - Equipment Violations		0	0	0	0	
		Gambling - Sports Tampering		0	0	0	0	
		Pornography/Obscene Material		1	0	0	0	
		Prostitution		0	0	0	0	
		Prostitution Assisting/Promoting		0	0	0	0	
		Purchasing Prostitution		0	0	0	0	
		Weapon Law Violations		22	22	6	0	
		Total Group A Offenses		777	563	396	10	
Domestic Violence Victims								
Offense	Reported	Cleared						
Murder	0	0						
Aggravated Assault	2	2						
Simple Assault	26	18						
Intimidation	5	3						
Stalking	0	0						
Forcible Rape	2	2						
Forcible Sodomy	0	0						
Sexual Assault W/Object	0	0						
Forcible Fondling	2	0						
Incest	0	0						
Statutory Rape	0	0						
Kidnapping/Abduction	0	0						
Commercial Sex Acts	0	0						
Involuntary Servitude	0	0						
Total	37	25						
Group B Arrests								
Offense	Adult	Juvenile						
Bad Checks	0	0						
Curfew/Vagrancy	0	0						
Disorderly Conduct	3	0						
DUI	81	0						
Drunkenness	2	0						
Family-Non Violent	2	0						
Liquor Law Violations	2	0						
Peeping Tom	0	0						
Trespass	2	0						
All Other Offenses	173	0						
Total Group B	265	0						

Crime in Tennessee 2022

(*) Offenses are counted using the FBI Units of Count for Crime

(**) The 'Arrests' column shows arrests made for incidents during the selected period, regardless of arrest date. Arrest counts for the same period may change over time.

Collierville Police Department - NIBRS Agency Crime Overview - 2022

2022 Population Estimate		51,439		Offenses (*)		Arrests (**)		
Offense Overview		Group A Offenses		Reported	Cleared	Adult	Juvenile	
Offense Total	2,128	Crimes Against Persons						
Number Cleared	1,302	Murder		0	0	1	0	
Percent Cleared	61.18%	Negligent Manslaughter		0	0	0	0	
Group A Crimes per 100,000 population	4,136.9	Negligent Vehicular Manslaughter		0	0	0	0	
		Kidnapping/Abduction		4	2	1	0	
		Forcible Rape		9	3	0	0	
		Forcible Sodomy		0	0	0	0	
		Sexual Assault W/Object		0	0	0	0	
		Forcible Fondling		4	1	0	0	
		Incest		0	0	0	0	
		Statutory Rape		1	0	0	0	
		Aggravated Assault		59	42	19	1	
		Simple Assault		177	117	69	12	
		Intimidation		49	16	6	0	
		Stalking		7	1	0	0	
		Commercial Sex Acts		0	0	0	0	
		Involuntary Servitude		0	0	0	0	
		Crimes Against Property						
		Arson		1	1	0	0	
		Bribery		1	1	0	0	
		Burglary		50	14	13	0	
		Counterfeiting/Forgery		176	144	152	0	
		Destruction/Damage/Vandalism		105	27	12	1	
		Embezzlement		6	1	1	0	
		Extortion/Blackmail		1	0	0	0	
		Fraud - False Pretenses		20	4	4	0	
		Fraud - Credit Card/ATM		30	5	2	0	
		Fraud - Impersonation		69	22	10	2	
		Fraud - Welfare		0	0	0	0	
		Fraud - Wire		0	0	0	0	
		Fraud - Identity Theft		0	0	0	0	
		Fraud - Computer Hacking/Invasion		0	0	0	0	
		Robbery		9	3	4	1	
		Theft - Pocket-picking		0	0	0	0	
		Theft - Purse Snatching		0	0	0	0	
		Theft - Shoplifting		201	105	109	7	
		Theft From Building		2	1	1	0	
		Theft From Coin Machine		0	0	0	0	
		Theft From Motor Vehicle		81	1	1	1	
		Theft of Motor Vehicle Parts		11	1	0	0	
		Theft - All Other Larceny		257	38	36	1	
		Motor Vehicle Theft		30	3	2	0	
		Stolen Property Offenses		29	25	19	0	
		Crimes Against Society						
		Animal Cruelty		0	0	0	0	
		Drug/Narcotic Violations		444	436	379	24	
		Drug/Narcotic Equipment Violations		192	190	11	0	
		Gambling - Betting/Wagering		0	0	0	0	
		Gambling - Operating/Promoting		0	0	0	0	
		Gambling - Equipment Violations		0	0	0	0	
		Gambling - Sports Tampering		0	0	0	0	
		Pornography/Obscene Material		3	2	1	0	
		Prostitution		0	0	0	0	
		Prostitution Assisting/Promoting		0	0	0	0	
		Purchasing Prostitution		0	0	0	0	
		Weapon Law Violations		100	96	9	1	
		Total Group A Offenses		2,128	1,302	862	51	
Domestic Violence Victims								
Offense	Reported	Cleared						
Murder	0	0						
Aggravated Assault	17	17						
Simple Assault	102	76						
Intimidation	14	8						
Stalking	5	1						
Forcible Rape	3	1						
Forcible Sodomy	0	0						
Sexual Assault W/Object	0	0						
Forcible Fondling	1	0						
Incest	0	0						
Statutory Rape	1	0						
Kidnapping/Abduction	3	2						
Commercial Sex Acts	0	0						
Involuntary Servitude	0	0						
Total	146	105						
Group B Arrests								
Offense	Adult	Juvenile						
Bad Checks	1	0						
Curfew/Vagrancy	0	20						
Disorderly Conduct	8	1						
DUI	10	0						
Drunkenness	17	0						
Family-Non Violent	3	0						
Liquor Law Violations	5	1						
Peeping Tom	0	0						
Trespass	6	0						
All Other Offenses	923	9						
Total Group B	973	31						

Crime in Tennessee 2022

(*) Offenses are counted using the FBI Units of Count for Crime

(**) The 'Arrests' column shows arrests made for incidents during the selected period, regardless of arrest date. Arrest counts for the same period may change over time.

Collinwood Police Department - NIBRS Agency Crime Overview - 2022

2022 Population Estimate		918	Offenses (*)		Arrests (**)	
Offense Overview			Reported	Cleared	Adult	Juvenile
Group A Offenses						
Crimes Against Persons						
Offense Total	9	Murder	0	0	0	0
Number Cleared	8	Negligent Manslaughter	0	0	0	0
Percent Cleared	88.89%	Negligent Vehicular Manslaughter	0	0	0	0
Group A Crimes per 100,000 population	980.4	Kidnapping/Abduction	0	0	0	0
		Forcible Rape	0	0	0	0
		Forcible Sodomy	0	0	0	0
		Sexual Assault W/Object	0	0	0	0
		Forcible Fondling	0	0	0	0
Arrest Overview		Incest	0	0	0	0
Total Arrests	9	Statutory Rape	1	1	1	0
Adult Arrests	8	Aggravated Assault	1	1	0	1
Juvenile Arrests	1	Simple Assault	1	1	1	0
Unknown Age	0	Intimidation	0	0	0	0
Arrests per 100,000 population	980.4	Stalking	0	0	0	0
		Commercial Sex Acts	0	0	0	0
Average number offenses/incident	1.50	Involuntary Servitude	0	0	0	0
		Crimes Against Property				
Domestic Violence Victims		Arson	0	0	0	0
Offense	Reported	Cleared	Bribery	0	0	0
Murder	0	0	Burglary	0	0	0
Aggravated Assault	0	0	Counterfeiting/Forgery	0	0	0
Simple Assault	1	1	Destruction/Damage/Vandalism	0	0	0
Intimidation	0	0	Embezzlement	0	0	0
Stalking	0	0	Extortion/Blackmail	0	0	0
Forcible Rape	0	0	Fraud - False Pretenses	1	0	0
Forcible Sodomy	0	0	Fraud - Credit Card/ATM	0	0	0
Sexual Assault W/Object	0	0	Fraud - Impersonation	0	0	0
Forcible Fondling	0	0	Fraud - Welfare	0	0	0
Incest	0	0	Fraud - Wire	0	0	0
Statutory Rape	1	1	Fraud - Identity Theft	0	0	0
Kidnapping/Abduction	0	0	Fraud - Computer Hacking/Invasion	0	0	0
Commercial Sex Acts	0	0	Robbery	0	0	0
Involuntary Servitude	0	0	Theft - Pocket-picking	0	0	0
Total	2	2	Theft - Purse Snatching	0	0	0
			Theft - Shoplifting	0	0	0
			Theft From Building	0	0	0
Group B Arrests			Theft From Coin Machine	0	0	0
Offense	Adult	Juvenile	Theft From Motor Vehicle	0	0	0
Bad Checks	0	0	Theft of Motor Vehicle Parts	0	0	0
Curfew/Vagrancy	0	0	Theft - All Other Larceny	1	1	0
Disorderly Conduct	0	0	Motor Vehicle Theft	0	0	0
DUI	0	0	Stolen Property Offenses	0	0	0
Drunkenness	0	0	Crimes Against Society			
Family-Non Violent	0	0	Animal Cruelty	0	0	0
Liquor Law Violations	0	0	Drug/Narcotic Violations	2	2	1
Peeping Tom	0	0	Drug/Narcotic Equipment Violations	1	1	0
Trespass	0	0	Gambling - Betting/Wagering	0	0	0
All Other Offenses	3	0	Gambling - Operating/Promoting	0	0	0
Total Group B	3	0	Gambling - Equipment Violations	0	0	0
			Gambling - Sports Tampering	0	0	0
			Pornography/Obscene Material	0	0	0
			Prostitution	0	0	0
			Prostitution Assisting/Promoting	0	0	0
			Purchasing Prostitution	0	0	0
			Weapon Law Violations	1	1	2
			Total Group A Offenses	9	8	5
						1

Crime in Tennessee 2022

(*) Offenses are counted using the FBI Units of Count for Crime

(**) The 'Arrests' column shows arrests made for incidents during the selected period, regardless of arrest date. Arrest counts for the same period may change over time.

Columbia Police Department - NIBRS Agency Crime Overview - 2022

2022 Population Estimate		44,852		Offenses (*)		Arrests (**)		
Offense Overview		Group A Offenses		Reported	Cleared	Adult	Juvenile	
Offense Total	3,740	Crimes Against Persons						
Number Cleared	1,437	Murder		2	2	1	0	
Percent Cleared	38.42%	Negligent Manslaughter		0	0	0	0	
Group A Crimes per 100,000 population	8,338.5	Negligent Vehicular Manslaughter		0	0	0	0	
		Kidnapping/Abduction		14	6	3	0	
		Forcible Rape		15	10	3	0	
		Forcible Sodomy		2	0	0	0	
		Sexual Assault W/Object		0	0	0	0	
		Forcible Fondling		13	5	1	0	
		Incest		0	0	0	0	
		Statutory Rape		2	0	0	0	
		Aggravated Assault		270	143	95	7	
		Simple Assault		928	371	252	27	
		Intimidation		227	27	14	2	
		Stalking		15	9	8	0	
		Commercial Sex Acts		0	0	0	0	
		Involuntary Servitude		0	0	0	0	
		Crimes Against Property						
		Arson		6	3	2	0	
		Bribery		3	1	2	0	
		Burglary		126	32	18	7	
		Counterfeiting/Forgery		59	23	14	1	
		Destruction/Damage/Vandalism		351	68	15	20	
		Embezzlement		20	5	1	0	
		Extortion/Blackmail		8	0	0	0	
		Fraud - False Pretenses		155	16	6	0	
		Fraud - Credit Card/ATM		55	8	5	2	
		Fraud - Impersonation		56	21	14	2	
		Fraud - Welfare		0	0	0	0	
		Fraud - Wire		9	0	0	0	
		Fraud - Identity Theft		0	0	0	0	
		Fraud - Computer Hacking/Invasion		0	0	0	0	
		Robbery		24	12	10	4	
		Theft - Pocket-picking		1	0	1	0	
		Theft - Purse Snatching		2	0	0	0	
		Theft - Shoplifting		226	133	135	8	
		Theft From Building		159	22	6	2	
		Theft From Coin Machine		1	0	0	0	
		Theft From Motor Vehicle		152	21	19	6	
		Theft of Motor Vehicle Parts		27	2	1	0	
		Theft - All Other Larceny		155	20	39	3	
		Motor Vehicle Theft		115	30	25	1	
		Stolen Property Offenses		23	16	12	6	
		Crimes Against Society						
		Animal Cruelty		8	5	5	1	
		Drug/Narcotic Violations		251	213	168	9	
		Drug/Narcotic Equipment Violations		194	153	53	1	
		Gambling - Betting/Wagering		0	0	0	0	
		Gambling - Operating/Promoting		0	0	0	0	
		Gambling - Equipment Violations		0	0	0	0	
		Gambling - Sports Tampering		0	0	0	0	
		Pornography/Obscene Material		1	0	0	0	
		Prostitution		0	0	0	0	
		Prostitution Assisting/Promoting		0	0	0	0	
		Purchasing Prostitution		0	0	0	0	
		Weapon Law Violations		65	60	20	3	
		Total Group A Offenses		3,740	1,437	948	112	
Domestic Violence Victims								
Offense	Reported	Cleared						
Murder	2	2						
Aggravated Assault	67	51						
Simple Assault	620	301						
Intimidation	63	15						
Stalking	6	5						
Forcible Rape	3	3						
Forcible Sodomy	0	0						
Sexual Assault W/Object	0	0						
Forcible Fondling	0	0						
Incest	0	0						
Statutory Rape	0	0						
Kidnapping/Abduction	4	3						
Commercial Sex Acts	0	0						
Involuntary Servitude	0	0						
Total	765	380						
Group B Arrests								
Offense	Adult	Juvenile						
Bad Checks	1	0						
Curfew/Vagrancy	0	5						
Disorderly Conduct	9	0						
DUI	121	0						
Drunkenness	86	2						
Family-Non Violent	2	0						
Liquor Law Violations	4	4						
Peeping Tom	0	0						
Trespass	40	7						
All Other Offenses	137	17						
Total Group B	400	35						

Crime in Tennessee 2022

(*) Offenses are counted using the FBI Units of Count for Crime

(**) The 'Arrests' column shows arrests made for incidents during the selected period, regardless of arrest date. Arrest counts for the same period may change over time.

Cookeville Police Department - NIBRS Agency Crime Overview - 2022

2022 Population Estimate		35,771		Offenses (*)		Arrests (**)		
Offense Overview		Group A Offenses		Reported	Cleared	Adult	Juvenile	
Offense Total	2,169	Crimes Against Persons						
Number Cleared	619	Murder		2	1	1	0	
Percent Cleared	28.54%	Negligent Manslaughter		1	1	1	0	
Group A Crimes per 100,000 population	6,063.6	Negligent Vehicular Manslaughter		0	0	0	0	
		Kidnapping/Abduction		2	0	0	0	
		Forcible Rape		6	0	0	0	
		Forcible Sodomy		0	0	0	0	
		Sexual Assault W/Object		1	0	0	0	
		Forcible Fondling		8	1	1	0	
		Incest		0	0	0	0	
		Statutory Rape		0	0	0	0	
		Aggravated Assault		71	25	29	3	
		Simple Assault		261	101	74	2	
		Intimidation		38	7	5	0	
		Stalking		7	2	2	0	
		Commercial Sex Acts		0	0	0	0	
		Involuntary Servitude		0	0	0	0	
		Crimes Against Property						
		Arson		2	1	2	0	
		Bribery		0	0	0	0	
		Burglary		99	7	9	0	
		Counterfeiting/Forgery		56	15	18	0	
		Destruction/Damage/Vandalism		169	17	7	3	
		Embezzlement		10	1	2	0	
		Extortion/Blackmail		9	0	0	0	
		Fraud - False Pretenses		67	10	2	0	
		Fraud - Credit Card/ATM		62	3	2	0	
		Fraud - Impersonation		15	3	2	0	
		Fraud - Welfare		0	0	0	0	
		Fraud - Wire		9	0	0	0	
		Fraud - Identity Theft		6	1	6	0	
		Fraud - Computer Hacking/Invasion		4	0	0	0	
		Robbery		8	1	1	0	
		Theft - Pocket-picking		3	0	0	0	
		Theft - Purse Snatching		1	0	0	0	
		Theft - Shoplifting		174	100	112	1	
		Theft From Building		79	7	4	0	
		Theft From Coin Machine		1	0	0	0	
		Theft From Motor Vehicle		143	13	12	0	
		Theft of Motor Vehicle Parts		52	2	2	0	
		Theft - All Other Larceny		234	18	19	0	
		Motor Vehicle Theft		91	14	10	0	
		Stolen Property Offenses		14	11	12	0	
		Crimes Against Society						
		Animal Cruelty		0	0	0	0	
		Drug/Narcotic Violations		256	139	119	0	
		Drug/Narcotic Equipment Violations		181	99	25	0	
		Gambling - Betting/Wagering		0	0	0	0	
		Gambling - Operating/Promoting		0	0	0	0	
		Gambling - Equipment Violations		0	0	0	0	
		Gambling - Sports Tampering		0	0	0	0	
		Pornography/Obscene Material		4	0	0	0	
		Prostitution		0	0	0	0	
		Prostitution Assisting/Promoting		0	0	0	0	
		Purchasing Prostitution		0	0	0	0	
		Weapon Law Violations		23	19	10	0	
		Total Group A Offenses		2,169	619	489	9	
Domestic Violence Victims								
Offense	Reported	Cleared						
Murder	0	0						
Aggravated Assault	6	2						
Simple Assault	78	33						
Intimidation	7	3						
Stalking	0	0						
Forcible Rape	1	0						
Forcible Sodomy	0	0						
Sexual Assault W/Object	0	0						
Forcible Fondling	0	0						
Incest	0	0						
Statutory Rape	0	0						
Kidnapping/Abduction	0	0						
Commercial Sex Acts	0	0						
Involuntary Servitude	0	0						
Total	92	38						
Group B Arrests								
Offense	Adult	Juvenile						
Bad Checks	1	0						
Curfew/Vagrancy	0	1						
Disorderly Conduct	21	3						
DUI	126	1						
Drunkenness	213	0						
Family-Non Violent	3	0						
Liquor Law Violations	4	0						
Peeping Tom	0	0						
Trespass	67	2						
All Other Offenses	86	2						
Total Group B	521	9						

Crime in Tennessee 2022

(*) Offenses are counted using the FBI Units of Count for Crime

(**) The 'Arrests' column shows arrests made for incidents during the selected period, regardless of arrest date. Arrest counts for the same period may change over time.

Coopertown Police Department - NIBRS Agency Crime Overview - 2022

2022 Population Estimate		4,702		Offenses (*)		Arrests (**)		
Offense Overview		Group A Offenses		Reported	Cleared	Adult	Juvenile	
Offense Total	107	Crimes Against Persons						
Number Cleared	42	Murder		0	0	0	0	
Percent Cleared	39.25%	Negligent Manslaughter		0	0	0	0	
Group A Crimes per 100,000 population	2,275.6	Negligent Vehicular Manslaughter		0	0	0	0	
		Kidnapping/Abduction		0	0	0	0	
		Forcible Rape		0	0	0	0	
		Forcible Sodomy		0	0	0	0	
		Sexual Assault W/Object		0	0	0	0	
		Forcible Fondling		1	0	0	0	
		Incest		0	0	0	0	
		Statutory Rape		0	0	0	0	
		Aggravated Assault		3	3	2	0	
		Simple Assault		8	8	5	0	
		Intimidation		5	0	1	0	
		Stalking		2	2	2	0	
		Commercial Sex Acts		0	0	0	0	
		Involuntary Servitude		0	0	0	0	
		Crimes Against Property						
		Arson		0	0	0	0	
		Bribery		0	0	0	0	
		Burglary		9	2	2	0	
		Counterfeiting/Forgery		0	0	1	0	
		Destruction/Damage/Vandalism		12	2	0	0	
		Embezzlement		0	0	0	0	
		Extortion/Blackmail		2	0	0	0	
		Fraud - False Pretenses		6	2	1	0	
		Fraud - Credit Card/ATM		2	0	0	0	
		Fraud - Impersonation		5	0	0	0	
		Fraud - Welfare		0	0	0	0	
		Fraud - Wire		0	0	0	0	
		Fraud - Identity Theft		0	0	0	0	
		Fraud - Computer Hacking/Invasion		1	0	0	0	
		Robbery		0	0	0	0	
		Theft - Pocket-picking		0	0	0	0	
		Theft - Purse Snatching		0	0	0	0	
		Theft - Shoplifting		0	0	0	0	
		Theft From Building		3	0	0	0	
		Theft From Coin Machine		0	0	0	0	
		Theft From Motor Vehicle		12	0	0	0	
		Theft of Motor Vehicle Parts		2	0	0	0	
		Theft - All Other Larceny		10	0	0	0	
		Motor Vehicle Theft		2	1	1	0	
		Stolen Property Offenses		2	2	0	0	
		Crimes Against Society						
		Animal Cruelty		0	0	0	0	
		Drug/Narcotic Violations		11	11	10	1	
		Drug/Narcotic Equipment Violations		6	6	1	0	
		Gambling - Betting/Wagering		0	0	0	0	
		Gambling - Operating/Promoting		0	0	0	0	
		Gambling - Equipment Violations		0	0	0	0	
		Gambling - Sports Tampering		0	0	0	0	
		Pornography/Obscene Material		0	0	0	0	
		Prostitution		1	1	0	0	
		Prostitution Assisting/Promoting		0	0	0	0	
		Purchasing Prostitution		0	0	0	0	
		Weapon Law Violations		2	2	2	0	
		Total Group A Offenses		107	42	28	1	
Domestic Violence Victims								
Offense	Reported	Cleared						
Murder	0	0						
Aggravated Assault	1	1						
Simple Assault	5	5						
Intimidation	2	0						
Stalking	1	1						
Forcible Rape	0	0						
Forcible Sodomy	0	0						
Sexual Assault W/Object	0	0						
Forcible Fondling	0	0						
Incest	0	0						
Statutory Rape	0	0						
Kidnapping/Abduction	0	0						
Commercial Sex Acts	0	0						
Involuntary Servitude	0	0						
Total	9	7						
Group B Arrests								
Offense	Adult	Juvenile						
Bad Checks	0	0						
Curfew/Vagrancy	0	0						
Disorderly Conduct	0	0						
DUI	15	0						
Drunkenness	0	0						
Family-Non Violent	2	0						
Liquor Law Violations	1	0						
Peeping Tom	0	0						
Trespass	1	0						
All Other Offenses	4	0						
Total Group B	23	0						

Crime in Tennessee 2022

(*) Offenses are counted using the FBI Units of Count for Crime

(**) The 'Arrests' column shows arrests made for incidents during the selected period, regardless of arrest date. Arrest counts for the same period may change over time.

Cornersville Police Department - NIBRS Agency Crime Overview - 2022

2022 Population Estimate		1,267	Offenses (*)		Arrests (**)	
Offense Overview			Reported	Cleared	Adult	Juvenile
Group A Offenses						
Crimes Against Persons						
Offense Total	33	Murder	0	0	0	0
Number Cleared	21	Negligent Manslaughter	0	0	0	0
Percent Cleared	63.64%	Negligent Vehicular Manslaughter	0	0	0	0
Group A Crimes per 100,000 population	2,604.6	Kidnapping/Abduction	0	0	0	0
		Forcible Rape	0	0	0	0
		Forcible Sodomy	0	0	0	0
		Sexual Assault W/Object	0	0	0	0
		Forcible Fondling	0	0	0	0
Arrest Overview		Incest	0	0	0	0
Total Arrests	19	Statutory Rape	0	0	0	0
Adult Arrests	18	Aggravated Assault	2	2	1	1
Juvenile Arrests	1	Simple Assault	4	4	2	0
Unknown Age	0	Intimidation	0	0	0	0
Arrests per 100,000 population	1,499.6	Stalking	0	0	0	0
		Commercial Sex Acts	0	0	0	0
Average number offenses/incident	1.14	Involuntary Servitude	0	0	0	0
		Crimes Against Property				
Domestic Violence Victims			Arson	0	0	0
Offense	Reported	Cleared	Bribery	0	0	0
Murder	0	0	Burglary	7	3	2
Aggravated Assault	1	1	Counterfeiting/Forgery	6	4	4
Simple Assault	3	3	Destruction/Damage/Vandalism	6	4	0
Intimidation	0	0	Embezzlement	0	0	0
Stalking	0	0	Extortion/Blackmail	0	0	0
Forcible Rape	0	0	Fraud - False Pretenses	0	0	0
Forcible Sodomy	0	0	Fraud - Credit Card/ATM	1	0	0
Sexual Assault W/Object	0	0	Fraud - Impersonation	0	0	0
Forcible Fondling	0	0	Fraud - Welfare	0	0	0
Incest	0	0	Fraud - Wire	1	0	0
Statutory Rape	0	0	Fraud - Identity Theft	0	0	0
Kidnapping/Abduction	0	0	Fraud - Computer Hacking/Invasion	0	0	0
Commercial Sex Acts	0	0	Robbery	0	0	0
Involuntary Servitude	0	0	Theft - Pocket-picking	0	0	0
Total	4	4	Theft - Purse Snatching	0	0	0
			Theft - Shoplifting	0	0	0
Group B Arrests			Theft From Building	2	0	0
Offense	Adult	Juvenile	Theft From Coin Machine	0	0	0
Bad Checks	0	0	Theft From Motor Vehicle	1	1	1
Curfew/Vagrancy	0	0	Theft of Motor Vehicle Parts	0	0	0
Disorderly Conduct	2	0	Theft - All Other Larceny	0	0	0
DUI	0	0	Motor Vehicle Theft	1	1	3
Drunkenness	0	0	Stolen Property Offenses	0	0	0
Family-Non Violent	0	0	Crimes Against Society			
Liquor Law Violations	0	0	Animal Cruelty	0	0	0
Peeping Tom	0	0	Drug/Narcotic Violations	1	1	1
Trespass	0	0	Drug/Narcotic Equipment Violations	0	0	0
All Other Offenses	1	0	Gambling - Betting/Wagering	0	0	0
Total Group B	3	0	Gambling - Operating/Promoting	0	0	0
			Gambling - Equipment Violations	0	0	0
			Gambling - Sports Tampering	0	0	0
			Pornography/Obscene Material	0	0	0
			Prostitution	0	0	0
			Prostitution Assisting/Promoting	0	0	0
			Purchasing Prostitution	0	0	0
			Weapon Law Violations	1	1	1
			Total Group A Offenses	33	21	15
						1

Crime in Tennessee 2022

(*) Offenses are counted using the FBI Units of Count for Crime

(**) The 'Arrests' column shows arrests made for incidents during the selected period, regardless of arrest date. Arrest counts for the same period may change over time.

Covington Police Department - NIBRS Agency Crime Overview - 2022

2022 Population Estimate		8,582	Offenses (*)		Arrests (**)	
Offense Overview			Reported	Cleared	Adult	Juvenile
Group A Offenses						
Crimes Against Persons						
Offense Total	723	Murder	2	1	1	0
Number Cleared	367	Negligent Manslaughter	0	0	0	0
Percent Cleared	50.76%	Negligent Vehicular Manslaughter	0	0	0	0
Group A Crimes per 100,000 population	8,424.6	Kidnapping/Abduction	6	2	2	0
		Forcible Rape	1	0	0	0
		Forcible Sodomy	1	0	0	0
		Sexual Assault W/Object	2	0	0	0
		Forcible Fondling	8	1	1	0
		Incest	0	0	0	0
		Statutory Rape	2	1	1	0
		Aggravated Assault	80	47	36	1
		Simple Assault	107	69	55	7
		Intimidation	32	12	10	1
		Stalking	0	0	0	0
		Commercial Sex Acts	0	0	0	0
		Involuntary Servitude	0	0	0	0
		Crimes Against Property				
		Arson	0	0	0	0
		Bribery	0	0	0	0
		Burglary	31	5	6	0
		Counterfeiting/Forgery	12	1	1	0
		Destruction/Damage/Vandalism	65	14	12	6
		Embezzlement	8	4	4	0
		Extortion/Blackmail	0	0	0	0
		Fraud - False Pretenses	16	6	5	1
		Fraud - Credit Card/ATM	7	1	1	0
		Fraud - Impersonation	6	2	1	0
		Fraud - Welfare	0	0	0	0
		Fraud - Wire	1	0	0	0
		Fraud - Identity Theft	1	0	0	0
		Fraud - Computer Hacking/Invasion	0	0	0	0
		Robbery	7	5	5	0
		Theft - Pocket-picking	0	0	0	0
		Theft - Purse Snatching	0	0	0	0
		Theft - Shoplifting	31	11	11	2
		Theft From Building	19	1	0	0
		Theft From Coin Machine	0	0	0	0
		Theft From Motor Vehicle	24	0	0	0
		Theft of Motor Vehicle Parts	4	0	0	0
		Theft - All Other Larceny	44	5	3	4
		Motor Vehicle Theft	24	3	2	2
		Stolen Property Offenses	2	1	1	0
		Crimes Against Society				
		Animal Cruelty	2	2	2	0
		Drug/Narcotic Violations	103	102	107	3
		Drug/Narcotic Equipment Violations	41	40	12	0
		Gambling - Betting/Wagering	0	0	0	0
		Gambling - Operating/Promoting	0	0	0	0
		Gambling - Equipment Violations	0	0	0	0
		Gambling - Sports Tampering	0	0	0	0
		Pornography/Obscene Material	1	1	0	1
		Prostitution	0	0	0	0
		Prostitution Assisting/Promoting	0	0	0	0
		Purchasing Prostitution	0	0	0	0
		Weapon Law Violations	33	30	13	9
		Total Group A Offenses	723	367	292	37
Domestic Violence Victims						
Offense	Reported	Cleared				
Murder	0	0				
Aggravated Assault	34	25				
Simple Assault	63	36				
Intimidation	18	8				
Stalking	0	0				
Forcible Rape	0	0				
Forcible Sodomy	0	0				
Sexual Assault W/Object	0	0				
Forcible Fondling	2	0				
Incest	0	0				
Statutory Rape	1	1				
Kidnapping/Abduction	2	1				
Commercial Sex Acts	0	0				
Involuntary Servitude	0	0				
Total	120	71				
Group B Arrests						
Offense	Adult	Juvenile				
Bad Checks	0	0				
Curfew/Vagrancy	0	4				
Disorderly Conduct	26	4				
DUI	35	0				
Drunkenness	37	0				
Family-Non Violent	4	0				
Liquor Law Violations	1	3				
Peeping Tom	0	0				
Trespass	12	0				
All Other Offenses	145	44				
Total Group B	260	55				

Crime in Tennessee 2022

(*) Offenses are counted using the FBI Units of Count for Crime

(**) The 'Arrests' column shows arrests made for incidents during the selected period, regardless of arrest date. Arrest counts for the same period may change over time.

Cowan Police Department - NIBRS Agency Crime Overview - 2022

2022 Population Estimate		1,779	Offenses (*)		Arrests (**)	
Offense Overview			Reported	Cleared	Adult	Juvenile
Group A Offenses						
Crimes Against Persons						
Offense Total	80	Murder	0	0	0	0
Number Cleared	44	Negligent Manslaughter	0	0	0	0
Percent Cleared	55.00%	Negligent Vehicular Manslaughter	0	0	0	0
Group A Crimes per 100,000 population	4,496.9	Kidnapping/Abduction	0	0	0	0
		Forcible Rape	1	0	0	0
		Forcible Sodomy	0	0	0	0
		Sexual Assault W/Object	0	0	0	0
		Forcible Fondling	0	0	0	0
		Incest	0	0	0	0
		Statutory Rape	0	0	0	0
		Aggravated Assault	9	6	6	0
		Simple Assault	14	9	5	0
		Intimidation	2	0	0	0
		Stalking	0	0	0	0
		Commercial Sex Acts	0	0	0	0
		Involuntary Servitude	0	0	0	0
		Crimes Against Property				
		Arson	0	0	0	0
		Bribery	0	0	0	0
		Burglary	1	0	0	0
		Counterfeiting/Forgery	0	0	0	0
		Destruction/Damage/Vandalism	2	0	0	0
		Embezzlement	0	0	0	0
		Extortion/Blackmail	0	0	0	0
		Fraud - False Pretenses	2	0	0	0
		Fraud - Credit Card/ATM	0	0	0	0
		Fraud - Impersonation	0	0	0	0
		Fraud - Welfare	0	0	0	0
		Fraud - Wire	0	0	0	0
		Fraud - Identity Theft	0	0	0	0
		Fraud - Computer Hacking/Invasion	0	0	0	0
		Robbery	0	0	0	0
		Theft - Pocket-picking	2	0	0	0
		Theft - Purse Snatching	0	0	0	0
		Theft - Shoplifting	6	3	3	0
		Theft From Building	3	0	0	0
		Theft From Coin Machine	0	0	0	0
		Theft From Motor Vehicle	2	0	0	0
		Theft of Motor Vehicle Parts	0	0	0	0
		Theft - All Other Larceny	7	2	1	0
		Motor Vehicle Theft	2	0	0	0
		Stolen Property Offenses	0	0	0	0
		Crimes Against Society				
		Animal Cruelty	0	0	0	0
		Drug/Narcotic Violations	15	14	14	0
		Drug/Narcotic Equipment Violations	12	10	0	0
		Gambling - Betting/Wagering	0	0	0	0
		Gambling - Operating/Promoting	0	0	0	0
		Gambling - Equipment Violations	0	0	0	0
		Gambling - Sports Tampering	0	0	0	0
		Pornography/Obscene Material	0	0	0	0
		Prostitution	0	0	0	0
		Prostitution Assisting/Promoting	0	0	0	0
		Purchasing Prostitution	0	0	0	0
		Weapon Law Violations	0	0	0	0
		Total Group A Offenses	80	44	29	0
Domestic Violence Victims						
Offense	Reported	Cleared				
Murder	0	0				
Aggravated Assault	5	4				
Simple Assault	11	8				
Intimidation	1	0				
Stalking	0	0				
Forcible Rape	0	0				
Forcible Sodomy	0	0				
Sexual Assault W/Object	0	0				
Forcible Fondling	0	0				
Incest	0	0				
Statutory Rape	0	0				
Kidnapping/Abduction	0	0				
Commercial Sex Acts	0	0				
Involuntary Servitude	0	0				
Total	17	12				
Group B Arrests						
Offense	Adult	Juvenile				
Bad Checks	0	0				
Curfew/Vagrancy	0	0				
Disorderly Conduct	2	0				
DUI	4	0				
Drunkenness	6	0				
Family-Non Violent	1	0				
Liquor Law Violations	0	0				
Peeping Tom	0	0				
Trespass	8	0				
All Other Offenses	1	0				
Total Group B	22	0				

Crime in Tennessee 2022

(*) Offenses are counted using the FBI Units of Count for Crime

(**) The 'Arrests' column shows arrests made for incidents during the selected period, regardless of arrest date. Arrest counts for the same period may change over time.

Cross Plains Police Department - NIBRS Agency Crime Overview - 2022

2022 Population Estimate		1,884	Offenses (*)		Arrests (**)	
Offense Overview			Reported	Cleared	Adult	Juvenile
Group A Offenses						
Crimes Against Persons						
Offense Total	18	Murder	0	0	0	0
Number Cleared	6	Negligent Manslaughter	0	0	0	0
Percent Cleared	33.33%	Negligent Vehicular Manslaughter	0	0	0	0
Group A Crimes per 100,000 population	955.4	Kidnapping/Abduction	0	0	0	0
		Forcible Rape	0	0	0	0
		Forcible Sodomy	0	0	0	0
		Sexual Assault W/Object	0	0	0	0
		Forcible Fondling	0	0	0	0
		Incest	0	0	0	0
		Statutory Rape	0	0	0	0
		Aggravated Assault	0	0	0	0
		Simple Assault	2	2	2	0
		Intimidation	2	0	0	0
Arrests per 100,000 population	371.5	Stalking	0	0	0	0
		Commercial Sex Acts	0	0	0	0
Average number offenses/incident	1.13	Involuntary Servitude	0	0	0	0
		Crimes Against Property				
		Arson	0	0	0	0
		Bribery	0	0	0	0
		Burglary	0	0	0	0
		Counterfeiting/Forgery	2	0	0	0
		Destruction/Damage/Vandalism	2	1	0	0
		Embezzlement	0	0	0	0
		Extortion/Blackmail	0	0	0	0
		Fraud - False Pretenses	1	0	0	0
		Fraud - Credit Card/ATM	1	0	0	0
		Fraud - Impersonation	0	0	0	0
		Fraud - Welfare	0	0	0	0
		Fraud - Wire	0	0	0	0
		Fraud - Identity Theft	0	0	0	0
		Fraud - Computer Hacking/Invasion	0	0	0	0
		Robbery	0	0	0	0
		Theft - Pocket-picking	0	0	0	0
		Theft - Purse Snatching	0	0	0	0
		Theft - Shoplifting	0	0	0	0
		Theft From Building	1	0	0	0
		Theft From Coin Machine	0	0	0	0
		Theft From Motor Vehicle	2	0	0	0
		Theft of Motor Vehicle Parts	0	0	0	0
		Theft - All Other Larceny	1	0	0	0
		Motor Vehicle Theft	0	0	0	0
		Stolen Property Offenses	0	0	0	0
		Crimes Against Society				
		Animal Cruelty	0	0	0	0
		Drug/Narcotic Violations	3	2	3	0
		Drug/Narcotic Equipment Violations	1	1	0	0
		Gambling - Betting/Wagering	0	0	0	0
		Gambling - Operating/Promoting	0	0	0	0
		Gambling - Equipment Violations	0	0	0	0
		Gambling - Sports Tampering	0	0	0	0
		Pornography/Obscene Material	0	0	0	0
		Prostitution	0	0	0	0
		Prostitution Assisting/Promoting	0	0	0	0
		Purchasing Prostitution	0	0	0	0
		Weapon Law Violations	0	0	0	0
		Total Group A Offenses	18	6	5	0
Domestic Violence Victims						
Offense	Reported	Cleared				
Murder	0	0				
Aggravated Assault	0	0				
Simple Assault	1	1				
Intimidation	1	0				
Stalking	0	0				
Forcible Rape	0	0				
Forcible Sodomy	0	0				
Sexual Assault W/Object	0	0				
Forcible Fondling	0	0				
Incest	0	0				
Statutory Rape	0	0				
Kidnapping/Abduction	0	0				
Commercial Sex Acts	0	0				
Involuntary Servitude	0	0				
Total	2	1				
Group B Arrests						
Offense	Adult	Juvenile				
Bad Checks	0	0				
Curfew/Vagrancy	0	0				
Disorderly Conduct	0	0				
DUI	0	0				
Drunkenness	0	0				
Family-Non Violent	0	0				
Liquor Law Violations	0	0				
Peeping Tom	0	0				
Trespass	0	0				
All Other Offenses	2	0				
Total Group B	2	0				

Crime in Tennessee 2022

(*) Offenses are counted using the FBI Units of Count for Crime

(**) The 'Arrests' column shows arrests made for incidents during the selected period, regardless of arrest date. Arrest counts for the same period may change over time.

Crossville Police Department - NIBRS Agency Crime Overview - 2022

2022 Population Estimate		12,487		Offenses (*)		Arrests (**)		
Offense Overview		Group A Offenses		Reported	Cleared	Adult	Juvenile	
Offense Total	1,266	Crimes Against Persons						
Number Cleared	859	Murder		1	0	0	0	
Percent Cleared	67.85%	Negligent Manslaughter		0	0	0	0	
Group A Crimes per 100,000 population	10,138.5	Negligent Vehicular Manslaughter		0	0	0	0	
		Kidnapping/Abduction		1	0	0	0	
		Forcible Rape		7	3	0	0	
		Forcible Sodomy		4	3	0	1	
		Sexual Assault W/Object		0	0	0	0	
		Forcible Fondling		13	4	4	0	
		Incest		0	0	0	0	
		Statutory Rape		1	0	0	0	
		Aggravated Assault		74	69	45	9	
		Simple Assault		131	122	73	42	
		Intimidation		25	19	5	5	
		Stalking		0	0	0	0	
		Commercial Sex Acts		0	0	0	0	
		Involuntary Servitude		0	0	0	0	
		Crimes Against Property						
		Arson		3	1	1	0	
		Bribery		0	0	0	0	
		Burglary		52	7	8	0	
		Counterfeiting/Forgery		31	14	7	0	
		Destruction/Damage/Vandalism		23	3	1	0	
		Embezzlement		8	5	5	0	
		Extortion/Blackmail		1	0	0	0	
		Fraud - False Pretenses		80	57	40	0	
		Fraud - Credit Card/ATM		12	6	5	0	
		Fraud - Impersonation		5	4	3	0	
		Fraud - Welfare		1	1	0	0	
		Fraud - Wire		14	1	1	0	
		Fraud - Identity Theft		1	0	0	0	
		Fraud - Computer Hacking/Invasion		0	0	0	0	
		Robbery		3	1	1	0	
		Theft - Pocket-picking		0	0	0	0	
		Theft - Purse Snatching		0	0	0	0	
		Theft - Shoplifting		152	123	104	1	
		Theft From Building		71	16	10	6	
		Theft From Coin Machine		2	0	0	0	
		Theft From Motor Vehicle		41	8	11	0	
		Theft of Motor Vehicle Parts		45	5	7	0	
		Theft - All Other Larceny		45	4	3	0	
		Motor Vehicle Theft		22	7	4	0	
		Stolen Property Offenses		6	6	6	0	
		Crimes Against Society						
		Animal Cruelty		2	1	0	0	
		Drug/Narcotic Violations		175	169	163	6	
		Drug/Narcotic Equipment Violations		135	129	24	2	
		Gambling - Betting/Wagering		0	0	0	0	
		Gambling - Operating/Promoting		0	0	0	0	
		Gambling - Equipment Violations		0	0	0	0	
		Gambling - Sports Tampering		0	0	0	0	
		Pornography/Obscene Material		1	1	0	1	
		Prostitution		2	2	1	0	
		Prostitution Assisting/Promoting		0	0	0	0	
		Purchasing Prostitution		0	0	0	0	
		Weapon Law Violations		76	68	13	0	
		Total Group A Offenses		1,266	859	545	73	
Domestic Violence Victims								
Offense	Reported	Cleared						
Murder	0	0						
Aggravated Assault	20	20						
Simple Assault	62	60						
Intimidation	4	2						
Stalking	0	0						
Forcible Rape	2	0						
Forcible Sodomy	3	2						
Sexual Assault W/Object	0	0						
Forcible Fondling	1	1						
Incest	0	0						
Statutory Rape	1	0						
Kidnapping/Abduction	0	0						
Commercial Sex Acts	0	0						
Involuntary Servitude	0	0						
Total	93	85						
Group B Arrests								
Offense	Adult	Juvenile						
Bad Checks	0	0						
Curfew/Vagrancy	0	0						
Disorderly Conduct	20	0						
DUI	67	0						
Drunkenness	108	0						
Family-Non Violent	1	0						
Liquor Law Violations	20	0						
Peeping Tom	0	0						
Trespass	52	0						
All Other Offenses	111	0						
Total Group B	379	0						

Crime in Tennessee 2022

(*) Offenses are counted using the FBI Units of Count for Crime

(**) The 'Arrests' column shows arrests made for incidents during the selected period, regardless of arrest date. Arrest counts for the same period may change over time.

Cumberland City Police Department - NIBRS Agency Crime Overview - 2022

2022 Population Estimate		315	Offenses (*)		Arrests (**)	
Offense Overview			Reported	Cleared	Adult	Juvenile
Group A Offenses						
Crimes Against Persons						
Offense Total	1	Murder	0	0	0	0
Number Cleared	0	Negligent Manslaughter	0	0	0	0
Percent Cleared	0.00%	Negligent Vehicular Manslaughter	0	0	0	0
Group A Crimes per 100,000 population	317.5	Kidnapping/Abduction	0	0	0	0
		Forcible Rape	0	0	0	0
		Forcible Sodomy	0	0	0	0
		Sexual Assault W/Object	0	0	0	0
		Forcible Fondling	0	0	0	0
Arrest Overview		Incest	0	0	0	0
Total Arrests	1	Statutory Rape	0	0	0	0
Adult Arrests	1	Aggravated Assault	0	0	0	0
Juvenile Arrests	0	Simple Assault	0	0	0	0
Unknown Age	0	Intimidation	0	0	0	0
Arrests per 100,000 population	317.5	Stalking	0	0	0	0
		Commercial Sex Acts	0	0	0	0
Average number offenses/incident	1.00	Involuntary Servitude	0	0	0	0
		Crimes Against Property				
Domestic Violence Victims		Arson	0	0	0	0
Offense	Reported	Cleared	Bribery	0	0	0
Murder	0	0	Burglary	0	0	0
Aggravated Assault	0	0	Counterfeiting/Forgery	0	0	0
Simple Assault	0	0	Destruction/Damage/Vandalism	1	0	0
Intimidation	0	0	Embezzlement	0	0	0
Stalking	0	0	Extortion/Blackmail	0	0	0
Forcible Rape	0	0	Fraud - False Pretenses	0	0	0
Forcible Sodomy	0	0	Fraud - Credit Card/ATM	0	0	0
Sexual Assault W/Object	0	0	Fraud - Impersonation	0	0	0
Forcible Fondling	0	0	Fraud - Welfare	0	0	0
Incest	0	0	Fraud - Wire	0	0	0
Statutory Rape	0	0	Fraud - Identity Theft	0	0	0
Kidnapping/Abduction	0	0	Fraud - Computer Hacking/Invasion	0	0	0
Commercial Sex Acts	0	0	Robbery	0	0	0
Involuntary Servitude	0	0	Theft - Pocket-picking	0	0	0
Total	0	0	Theft - Purse Snatching	0	0	0
			Theft - Shoplifting	0	0	0
			Theft From Building	0	0	0
Group B Arrests			Theft From Coin Machine	0	0	0
Offense	Adult	Juvenile	Theft From Motor Vehicle	0	0	0
Bad Checks	0	0	Theft of Motor Vehicle Parts	0	0	0
Curfew/Vagrancy	0	0	Theft - All Other Larceny	0	0	0
Disorderly Conduct	0	0	Motor Vehicle Theft	0	0	0
DUI	0	0	Stolen Property Offenses	0	0	0
Drunkenness	1	0	Crimes Against Society			
Family-Non Violent	0	0	Animal Cruelty	0	0	0
Liquor Law Violations	0	0	Drug/Narcotic Violations	0	0	0
Peeping Tom	0	0	Drug/Narcotic Equipment Violations	0	0	0
Trespass	0	0	Gambling - Betting/Wagering	0	0	0
All Other Offenses	0	0	Gambling - Operating/Promoting	0	0	0
Total Group B	1	0	Gambling - Equipment Violations	0	0	0
			Gambling - Sports Tampering	0	0	0
			Pornography/Obscene Material	0	0	0
			Prostitution	0	0	0
			Prostitution Assisting/Promoting	0	0	0
			Purchasing Prostitution	0	0	0
			Weapon Law Violations	0	0	0
			Total Group A Offenses	1	0	0

Crime in Tennessee 2022

(*) Offenses are counted using the FBI Units of Count for Crime

(**) The 'Arrests' column shows arrests made for incidents during the selected period, regardless of arrest date. Arrest counts for the same period may change over time.

Dandridge Police Department - NIBRS Agency Crime Overview - 2022

2022 Population Estimate		3,475		Offenses (*)		Arrests (**)		
Offense Overview		Group A Offenses		Reported	Cleared	Adult	Juvenile	
Offense Total	207	Crimes Against Persons						
Number Cleared	120	Murder		0	0	0	0	
Percent Cleared	57.97%	Negligent Manslaughter		0	0	0	0	
Group A Crimes per 100,000 population	5,956.8	Negligent Vehicular Manslaughter		0	0	0	0	
		Kidnapping/Abduction		1	1	1	0	
		Forcible Rape		1	0	0	0	
		Forcible Sodomy		0	0	0	0	
		Sexual Assault W/Object		0	0	0	0	
		Forcible Fondling		2	1	1	0	
		Incest		0	0	0	0	
		Statutory Rape		0	0	0	0	
		Aggravated Assault		15	15	7	1	
		Simple Assault		30	19	12	2	
		Intimidation		1	1	1	0	
		Stalking		1	1	1	0	
		Commercial Sex Acts		0	0	0	0	
		Involuntary Servitude		0	0	0	0	
		Crimes Against Property						
		Arson		0	0	0	0	
		Bribery		0	0	0	0	
		Burglary		6	1	1	0	
		Counterfeiting/Forgery		7	3	3	0	
		Destruction/Damage/Vandalism		12	5	1	0	
		Embezzlement		2	1	0	0	
		Extortion/Blackmail		2	0	0	0	
		Fraud - False Pretenses		6	1	1	0	
		Fraud - Credit Card/ATM		6	0	0	0	
		Fraud - Impersonation		0	0	0	0	
		Fraud - Welfare		0	0	0	0	
		Fraud - Wire		3	0	0	0	
		Fraud - Identity Theft		3	0	0	0	
		Fraud - Computer Hacking/Invasion		0	0	0	0	
		Robbery		1	0	0	0	
		Theft - Pocket-picking		0	0	0	0	
		Theft - Purse Snatching		0	0	0	0	
		Theft - Shoplifting		9	7	6	1	
		Theft From Building		6	2	2	0	
		Theft From Coin Machine		1	1	2	0	
		Theft From Motor Vehicle		6	1	2	0	
		Theft of Motor Vehicle Parts		3	1	0	0	
		Theft - All Other Larceny		28	8	9	0	
		Motor Vehicle Theft		2	2	2	0	
		Stolen Property Offenses		0	0	0	0	
		Crimes Against Society						
		Animal Cruelty		2	1	0	1	
		Drug/Narcotic Violations		27	24	23	3	
		Drug/Narcotic Equipment Violations		20	20	3	0	
		Gambling - Betting/Wagering		0	0	0	0	
		Gambling - Operating/Promoting		0	0	0	0	
		Gambling - Equipment Violations		0	0	0	0	
		Gambling - Sports Tampering		0	0	0	0	
		Pornography/Obscene Material		0	0	0	0	
		Prostitution		0	0	0	0	
		Prostitution Assisting/Promoting		0	0	0	0	
		Purchasing Prostitution		0	0	0	0	
		Weapon Law Violations		4	4	2	0	
		Total Group A Offenses		207	120	80	8	
Domestic Violence Victims								
Offense	Reported	Cleared						
Murder	0	0	Burglary		6	1	1	0
Aggravated Assault	7	7	Counterfeiting/Forgery		7	3	3	0
Simple Assault	12	9	Destruction/Damage/Vandalism		12	5	1	0
Intimidation	0	0	Embezzlement		2	1	0	0
Stalking	1	1	Extortion/Blackmail		2	0	0	0
Forcible Rape	0	0	Fraud - False Pretenses		6	1	1	0
Forcible Sodomy	0	0	Fraud - Credit Card/ATM		6	0	0	0
Sexual Assault W/Object	0	0	Fraud - Impersonation		0	0	0	0
Forcible Fondling	0	0	Fraud - Welfare		0	0	0	0
Incest	0	0	Fraud - Wire		3	0	0	0
Statutory Rape	0	0	Fraud - Identity Theft		3	0	0	0
Kidnapping/Abduction	0	0	Fraud - Computer Hacking/Invasion		0	0	0	0
Commercial Sex Acts	0	0	Robbery		1	0	0	0
Involuntary Servitude	0	0	Theft - Pocket-picking		0	0	0	0
Total	20	17	Theft - Purse Snatching		0	0	0	0
Group B Arrests								
Offense	Adult	Juvenile						
Bad Checks	0	0	Theft - Shoplifting		9	7	6	1
Curfew/Vagrancy	0	0	Theft From Building		6	2	2	0
Disorderly Conduct	2	0	Theft From Coin Machine		1	1	2	0
DUI	16	0	Theft From Motor Vehicle		6	1	2	0
Drunkenness	18	1	Theft of Motor Vehicle Parts		3	1	0	0
Family-Non Violent	0	0	Theft - All Other Larceny		28	8	9	0
Liquor Law Violations	0	0	Motor Vehicle Theft		2	2	2	0
Peeping Tom	0	0	Stolen Property Offenses		0	0	0	0
Trespass	1	0	Crimes Against Society					
All Other Offenses	44	0	Animal Cruelty		2	1	0	1
Total Group B	81	1	Drug/Narcotic Violations		27	24	23	3
			Drug/Narcotic Equipment Violations		20	20	3	0
			Gambling - Betting/Wagering		0	0	0	0
			Gambling - Operating/Promoting		0	0	0	0
			Gambling - Equipment Violations		0	0	0	0
			Gambling - Sports Tampering		0	0	0	0
			Pornography/Obscene Material		0	0	0	0
			Prostitution		0	0	0	0
			Prostitution Assisting/Promoting		0	0	0	0
			Purchasing Prostitution		0	0	0	0
			Weapon Law Violations		4	4	2	0

Crime in Tennessee 2022

(*) Offenses are counted using the FBI Units of Count for Crime

(**) The 'Arrests' column shows arrests made for incidents during the selected period, regardless of arrest date. Arrest counts for the same period may change over time.

Dayton Police Department - NIBRS Agency Crime Overview - 2022

2022 Population Estimate		7,170	Offenses (*)		Arrests (**)	
Offense Overview			Reported	Cleared	Adult	Juvenile
Group A Offenses						
Crimes Against Persons						
Offense Total	398	Murder	0	0	0	0
Number Cleared	201	Negligent Manslaughter	0	0	0	0
Percent Cleared	50.50%	Negligent Vehicular Manslaughter	0	0	0	0
Group A Crimes per 100,000 population	5,550.9	Kidnapping/Abduction	0	0	0	0
		Forcible Rape	1	1	1	0
		Forcible Sodomy	0	0	0	0
		Sexual Assault W/Object	0	0	0	0
		Forcible Fondling	3	3	1	0
		Incest	0	0	0	0
		Statutory Rape	0	0	0	0
		Aggravated Assault	16	13	6	0
		Simple Assault	38	25	19	0
		Intimidation	8	5	3	0
		Stalking	0	0	0	0
		Commercial Sex Acts	0	0	0	0
		Involuntary Servitude	0	0	0	0
		Crimes Against Property				
		Arson	0	0	0	0
		Bribery	0	0	0	0
		Burglary	27	10	13	0
		Counterfeiting/Forgery	4	2	2	0
		Destruction/Damage/Vandalism	39	7	6	0
		Embezzlement	1	0	0	0
		Extortion/Blackmail	0	0	0	0
		Fraud - False Pretenses	13	1	0	0
		Fraud - Credit Card/ATM	10	4	4	0
		Fraud - Impersonation	0	0	0	0
		Fraud - Welfare	0	0	0	0
		Fraud - Wire	4	0	0	0
		Fraud - Identity Theft	3	0	0	0
		Fraud - Computer Hacking/Invasion	0	0	0	0
		Robbery	0	0	0	0
		Theft - Pocket-picking	0	0	0	0
		Theft - Purse Snatching	0	0	0	0
		Theft - Shoplifting	38	16	16	0
		Theft From Building	22	4	3	0
		Theft From Coin Machine	2	0	0	0
		Theft From Motor Vehicle	16	6	4	0
		Theft of Motor Vehicle Parts	9	0	0	0
		Theft - All Other Larceny	33	10	9	0
		Motor Vehicle Theft	16	8	9	0
		Stolen Property Offenses	0	0	0	0
		Crimes Against Society				
		Animal Cruelty	0	0	0	0
		Drug/Narcotic Violations	55	51	45	0
		Drug/Narcotic Equipment Violations	27	22	5	0
		Gambling - Betting/Wagering	0	0	0	0
		Gambling - Operating/Promoting	0	0	0	0
		Gambling - Equipment Violations	0	0	0	0
		Gambling - Sports Tampering	0	0	0	0
		Pornography/Obscene Material	0	0	0	0
		Prostitution	0	0	0	0
		Prostitution Assisting/Promoting	0	0	0	0
		Purchasing Prostitution	0	0	0	0
		Weapon Law Violations	13	13	6	0
		Total Group A Offenses	398	201	152	0
Domestic Violence Victims						
Offense	Reported	Cleared				
Murder	0	0				
Aggravated Assault	5	5				
Simple Assault	16	16				
Intimidation	2	2				
Stalking	0	0				
Forcible Rape	0	0				
Forcible Sodomy	0	0				
Sexual Assault W/Object	0	0				
Forcible Fondling	0	0				
Incest	0	0				
Statutory Rape	0	0				
Kidnapping/Abduction	0	0				
Commercial Sex Acts	0	0				
Involuntary Servitude	0	0				
Total	23	23				
Group B Arrests						
Offense	Adult	Juvenile				
Bad Checks	0	0				
Curfew/Vagrancy	0	0				
Disorderly Conduct	11	1				
DUI	54	0				
Drunkenness	69	0				
Family-Non Violent	0	0				
Liquor Law Violations	0	0				
Peeping Tom	0	0				
Trespass	13	0				
All Other Offenses	5	0				
Total Group B	152	1				

Crime in Tennessee 2022

(*) Offenses are counted using the FBI Units of Count for Crime

(**) The 'Arrests' column shows arrests made for incidents during the selected period, regardless of arrest date. Arrest counts for the same period may change over time.

Decatur Police Department - NIBRS Agency Crime Overview - 2022

2022 Population Estimate		1,646		Offenses (*)		Arrests (**)		
Offense Overview		Group A Offenses		Reported	Cleared	Adult	Juvenile	
Offense Total	122	Crimes Against Persons						
Number Cleared	56	Murder		0	0	0	0	
Percent Cleared	45.90%	Negligent Manslaughter		0	0	0	0	
Group A Crimes per 100,000 population	7,411.9	Negligent Vehicular Manslaughter		0	0	0	0	
		Kidnapping/Abduction		1	1	1	0	
		Forcible Rape		3	0	0	0	
		Forcible Sodomy		0	0	0	0	
		Sexual Assault W/Object		0	0	0	0	
		Forcible Fondling		1	0	0	0	
		Incest		0	0	0	0	
		Statutory Rape		0	0	0	0	
		Aggravated Assault		21	19	13	0	
		Simple Assault		10	1	1	0	
		Intimidation		6	1	2	0	
		Stalking		0	0	0	0	
		Commercial Sex Acts		0	0	0	0	
		Involuntary Servitude		0	0	0	0	
		Crimes Against Property						
		Arson		0	0	0	0	
		Bribery		0	0	0	0	
		Burglary		2	0	0	0	
		Counterfeiting/Forgery		4	0	0	0	
		Destruction/Damage/Vandalism		10	2	1	0	
		Embezzlement		0	0	0	0	
		Extortion/Blackmail		0	0	0	0	
		Fraud - False Pretenses		1	0	0	0	
		Fraud - Credit Card/ATM		3	0	0	0	
		Fraud - Impersonation		0	0	0	0	
		Fraud - Welfare		0	0	0	0	
		Fraud - Wire		0	0	0	0	
		Fraud - Identity Theft		0	0	0	0	
		Fraud - Computer Hacking/Invasion		0	0	0	0	
		Robbery		0	0	0	0	
		Theft - Pocket-picking		0	0	0	0	
		Theft - Purse Snatching		0	0	0	0	
		Theft - Shoplifting		10	6	6	0	
		Theft From Building		18	4	3	0	
		Theft From Coin Machine		0	0	0	0	
		Theft From Motor Vehicle		2	0	0	0	
		Theft of Motor Vehicle Parts		1	0	0	0	
		Theft - All Other Larceny		7	3	1	0	
		Motor Vehicle Theft		4	1	1	0	
		Stolen Property Offenses		0	0	0	0	
		Crimes Against Society						
		Animal Cruelty		0	0	0	0	
		Drug/Narcotic Violations		14	14	11	0	
		Drug/Narcotic Equipment Violations		3	3	1	0	
		Gambling - Betting/Wagering		0	0	0	0	
		Gambling - Operating/Promoting		0	0	0	0	
		Gambling - Equipment Violations		0	0	0	0	
		Gambling - Sports Tampering		0	0	0	0	
		Pornography/Obscene Material		0	0	0	0	
		Prostitution		0	0	0	0	
		Prostitution Assisting/Promoting		0	0	0	0	
		Purchasing Prostitution		0	0	0	0	
		Weapon Law Violations		1	1	0	0	
		Total Group A Offenses		122	56	41	0	
Domestic Violence Victims								
Offense	Reported	Cleared						
Murder	0	0						
Aggravated Assault	14	13						
Simple Assault	4	0						
Intimidation	1	0						
Stalking	0	0						
Forcible Rape	2	0						
Forcible Sodomy	0	0						
Sexual Assault W/Object	0	0						
Forcible Fondling	0	0						
Incest	0	0						
Statutory Rape	0	0						
Kidnapping/Abduction	1	1						
Commercial Sex Acts	0	0						
Involuntary Servitude	0	0						
Total	22	14						
Group B Arrests								
Offense	Adult	Juvenile						
Bad Checks	0	0						
Curfew/Vagrancy	0	0						
Disorderly Conduct	1	0						
DUI	4	0						
Drunkenness	3	0						
Family-Non Violent	0	0						
Liquor Law Violations	0	0						
Peeping Tom	0	0						
Trespass	1	0						
All Other Offenses	3	0						
Total Group B	12	0						

Crime in Tennessee 2022

(*) Offenses are counted using the FBI Units of Count for Crime

(**) The 'Arrests' column shows arrests made for incidents during the selected period, regardless of arrest date. Arrest counts for the same period may change over time.

Decaturville Police Department - NIBRS Agency Crime Overview - 2022

2022 Population Estimate		791	Offenses (*)		Arrests (**)	
Offense Overview			Reported	Cleared	Adult	Juvenile
Group A Offenses						
Crimes Against Persons						
Offense Total	5	Murder	0	0	0	0
Number Cleared	4	Negligent Manslaughter	0	0	0	0
Percent Cleared	80.00%	Negligent Vehicular Manslaughter	0	0	0	0
Group A Crimes per 100,000 population	632.1	Kidnapping/Abduction	0	0	0	0
		Forcible Rape	0	0	0	0
		Forcible Sodomy	0	0	0	0
		Sexual Assault W/Object	0	0	0	0
		Forcible Fondling	0	0	0	0
Arrest Overview		Incest	0	0	0	0
Total Arrests	6	Statutory Rape	0	0	0	0
Adult Arrests	6	Aggravated Assault	0	0	0	0
Juvenile Arrests	0	Simple Assault	1	1	1	0
Unknown Age	0	Intimidation	0	0	0	0
Arrests per 100,000 population	758.5	Stalking	2	2	2	0
		Commercial Sex Acts	0	0	0	0
Average number offenses/incident	1.00	Involuntary Servitude	0	0	0	0
		Crimes Against Property				
Domestic Violence Victims			Arson	0	0	0
Offense	Reported	Cleared	Bribery	0	0	0
Murder	0	0	Burglary	1	0	0
Aggravated Assault	0	0	Counterfeiting/Forgery	0	0	0
Simple Assault	0	0	Destruction/Damage/Vandalism	0	0	0
Intimidation	0	0	Embezzlement	0	0	0
Stalking	0	0	Extortion/Blackmail	0	0	0
Forcible Rape	0	0	Fraud - False Pretenses	0	0	0
Forcible Sodomy	0	0	Fraud - Credit Card/ATM	0	0	0
Sexual Assault W/Object	0	0	Fraud - Impersonation	0	0	0
Forcible Fondling	0	0	Fraud - Welfare	0	0	0
Incest	0	0	Fraud - Wire	0	0	0
Statutory Rape	0	0	Fraud - Identity Theft	0	0	0
Kidnapping/Abduction	0	0	Fraud - Computer Hacking/Invasion	0	0	0
Commercial Sex Acts	0	0	Robbery	0	0	0
Involuntary Servitude	0	0	Theft - Pocket-picking	0	0	0
Total	0	0	Theft - Purse Snatching	0	0	0
			Theft - Shoplifting	0	0	0
Group B Arrests			Theft From Building	0	0	0
Offense	Adult	Juvenile	Theft From Coin Machine	0	0	0
Bad Checks	0	0	Theft From Motor Vehicle	0	0	0
Curfew/Vagrancy	0	0	Theft of Motor Vehicle Parts	0	0	0
Disorderly Conduct	1	0	Theft - All Other Larceny	0	0	0
DUI	0	0	Motor Vehicle Theft	0	0	0
Drunkenness	0	0	Stolen Property Offenses	0	0	0
Family-Non Violent	1	0	Crimes Against Society			
Liquor Law Violations	0	0	Animal Cruelty	0	0	0
Peeping Tom	0	0	Drug/Narcotic Violations	1	1	1
Trespass	0	0	Drug/Narcotic Equipment Violations	0	0	0
All Other Offenses	0	0	Gambling - Betting/Wagering	0	0	0
Total Group B	2	0	Gambling - Operating/Promoting	0	0	0
			Gambling - Equipment Violations	0	0	0
			Gambling - Sports Tampering	0	0	0
			Pornography/Obscene Material	0	0	0
			Prostitution	0	0	0
			Prostitution Assisting/Promoting	0	0	0
			Purchasing Prostitution	0	0	0
			Weapon Law Violations	0	0	0
			Total Group A Offenses	5	4	4

Crime in Tennessee 2022

(*) Offenses are counted using the FBI Units of Count for Crime

(**) The 'Arrests' column shows arrests made for incidents during the selected period, regardless of arrest date. Arrest counts for the same period may change over time.

Dechard Police Department - NIBRS Agency Crime Overview - 2022

2022 Population Estimate		2,369		Offenses (*)		Arrests (**)		
Offense Overview		Group A Offenses		Reported	Cleared	Adult	Juvenile	
Offense Total	244	Crimes Against Persons						
Number Cleared	102	Murder		0	0	0	0	
Percent Cleared	41.80%	Negligent Manslaughter		0	0	0	0	
Group A Crimes per 100,000 population	10,299.7	Negligent Vehicular Manslaughter		0	0	0	0	
		Kidnapping/Abduction		1	1	0	0	
		Forcible Rape		1	0	0	0	
		Forcible Sodomy		0	0	0	0	
		Sexual Assault W/Object		0	0	0	0	
		Forcible Fondling		2	0	0	0	
		Incest		0	0	0	0	
		Statutory Rape		0	0	0	0	
		Aggravated Assault		12	10	8	0	
		Simple Assault		24	7	5	0	
		Intimidation		17	3	3	0	
		Stalking		0	0	0	0	
		Commercial Sex Acts		0	0	0	0	
		Involuntary Servitude		0	0	0	0	
		Crimes Against Property						
		Arson		0	0	0	0	
		Bribery		0	0	0	0	
		Burglary		4	2	3	0	
		Counterfeiting/Forgery		3	0	0	0	
		Destruction/Damage/Vandalism		18	4	3	0	
		Embezzlement		0	0	0	0	
		Extortion/Blackmail		0	0	0	0	
		Fraud - False Pretenses		2	0	0	0	
		Fraud - Credit Card/ATM		2	1	1	0	
		Fraud - Impersonation		3	1	0	0	
		Fraud - Welfare		0	0	0	0	
		Fraud - Wire		0	0	0	0	
		Fraud - Identity Theft		1	0	0	0	
		Fraud - Computer Hacking/Invasion		0	0	0	0	
		Robbery		0	0	0	0	
		Theft - Pocket-picking		0	0	0	0	
		Theft - Purse Snatching		0	0	0	0	
		Theft - Shoplifting		0	0	0	0	
		Theft From Building		20	1	0	0	
		Theft From Coin Machine		0	0	0	0	
		Theft From Motor Vehicle		3	0	0	0	
		Theft of Motor Vehicle Parts		0	0	0	0	
		Theft - All Other Larceny		5	0	0	0	
		Motor Vehicle Theft		10	2	2	0	
		Stolen Property Offenses		0	0	0	0	
		Crimes Against Society						
		Animal Cruelty		0	0	0	0	
		Drug/Narcotic Violations		63	36	35	0	
		Drug/Narcotic Equipment Violations		48	30	7	0	
		Gambling - Betting/Wagering		0	0	0	0	
		Gambling - Operating/Promoting		0	0	0	0	
		Gambling - Equipment Violations		0	0	0	0	
		Gambling - Sports Tampering		0	0	0	0	
		Pornography/Obscene Material		0	0	0	0	
		Prostitution		0	0	0	0	
		Prostitution Assisting/Promoting		0	0	0	0	
		Purchasing Prostitution		0	0	0	0	
		Weapon Law Violations		5	4	5	0	
		Total Group A Offenses		244	102	72	0	
Domestic Violence Victims								
Offense	Reported	Cleared						
Murder	0	0						
Aggravated Assault	7	6						
Simple Assault	15	7						
Intimidation	8	3						
Stalking	0	0						
Forcible Rape	0	0						
Forcible Sodomy	0	0						
Sexual Assault W/Object	0	0						
Forcible Fondling	0	0						
Incest	0	0						
Statutory Rape	0	0						
Kidnapping/Abduction	1	1						
Commercial Sex Acts	0	0						
Involuntary Servitude	0	0						
Total	31	17						
Group B Arrests								
Offense	Adult	Juvenile						
Bad Checks	0	0						
Curfew/Vagrancy	0	0						
Disorderly Conduct	5	0						
DUI	13	0						
Drunkenness	9	0						
Family-Non Violent	0	0						
Liquor Law Violations	0	0						
Peeping Tom	0	0						
Trespass	1	0						
All Other Offenses	20	1						
Total Group B	48	1						

Crime in Tennessee 2022

(*) Offenses are counted using the FBI Units of Count for Crime

(**) The 'Arrests' column shows arrests made for incidents during the selected period, regardless of arrest date. Arrest counts for the same period may change over time.

Dover Police Department - NIBRS Agency Crime Overview - 2022

2022 Population Estimate		1,768	Offenses (*)		Arrests (**)	
Offense Overview			Reported	Cleared	Adult	Juvenile
Group A Offenses						
Crimes Against Persons						
Offense Total	76	Murder	0	0	0	0
Number Cleared	58	Negligent Manslaughter	0	0	0	0
Percent Cleared	76.32%	Negligent Vehicular Manslaughter	0	0	0	0
Group A Crimes per 100,000 population	4,298.6	Kidnapping/Abduction	0	0	0	0
		Forcible Rape	0	0	0	0
		Forcible Sodomy	0	0	0	0
		Sexual Assault W/Object	0	0	0	0
		Forcible Fondling	0	0	0	0
Arrest Overview		Incest	0	0	0	0
Total Arrests	51	Statutory Rape	0	0	0	0
Adult Arrests	45	Aggravated Assault	1	1	1	0
Juvenile Arrests	6	Simple Assault	4	3	3	0
Unknown Age	0	Intimidation	3	3	1	0
Arrests per 100,000 population	2,884.6	Stalking	0	0	0	0
		Commercial Sex Acts	0	0	0	0
Average number offenses/incident	1.36	Involuntary Servitude	0	0	0	0
		Crimes Against Property				
Domestic Violence Victims			Arson	0	0	0
Offense	Reported	Cleared	Bribery	0	0	0
Murder	0	0	Burglary	0	0	0
Aggravated Assault	1	1	Counterfeiting/Forgery	1	1	1
Simple Assault	4	3	Destruction/Damage/Vandalism	1	1	1
Intimidation	3	3	Embezzlement	0	0	0
Stalking	0	0	Extortion/Blackmail	0	0	0
Forcible Rape	0	0	Fraud - False Pretenses	2	0	0
Forcible Sodomy	0	0	Fraud - Credit Card/ATM	3	0	0
Sexual Assault W/Object	0	0	Fraud - Impersonation	1	0	0
Forcible Fondling	0	0	Fraud - Welfare	0	0	0
Incest	0	0	Fraud - Wire	0	0	0
Statutory Rape	0	0	Fraud - Identity Theft	0	0	0
Kidnapping/Abduction	0	0	Fraud - Computer Hacking/Invasion	0	0	0
Commercial Sex Acts	0	0	Robbery	0	0	0
Involuntary Servitude	0	0	Theft - Pocket-picking	0	0	0
Total	8	7	Theft - Purse Snatching	0	0	0
			Theft - Shoplifting	0	0	0
			Theft From Building	0	0	0
Group B Arrests			Theft From Coin Machine	0	0	0
Offense	Adult	Juvenile	Theft From Motor Vehicle	0	0	0
Bad Checks	0	0	Theft of Motor Vehicle Parts	2	0	0
Curfew/Vagrancy	0	0	Theft - All Other Larceny	0	0	0
Disorderly Conduct	0	0	Motor Vehicle Theft	2	1	1
DUI	1	0	Stolen Property Offenses	1	1	1
Drunkenness	0	0	Crimes Against Society			
Family-Non Violent	0	0	Animal Cruelty	0	0	0
Liquor Law Violations	1	0	Drug/Narcotic Violations	34	30	29
Peeping Tom	0	0	Drug/Narcotic Equipment Violations	19	15	1
Trespass	0	0	Gambling - Betting/Wagering	0	0	0
All Other Offenses	2	0	Gambling - Operating/Promoting	0	0	0
Total Group B	4	0	Gambling - Equipment Violations	0	0	0
			Gambling - Sports Tampering	0	0	0
			Pornography/Obscene Material	1	1	1
			Prostitution	0	0	0
			Prostitution Assisting/Promoting	0	0	0
			Purchasing Prostitution	0	0	0
			Weapon Law Violations	1	1	1
			Total Group A Offenses	76	58	41
						6

Crime in Tennessee 2022

(*) Offenses are counted using the FBI Units of Count for Crime

(**) The 'Arrests' column shows arrests made for incidents during the selected period, regardless of arrest date. Arrest counts for the same period may change over time.

Dresden Police Department - NIBRS Agency Crime Overview - 2022

2022 Population Estimate		3,026		Offenses (*)		Arrests (**)	
Offense Overview		Group A Offenses		Reported	Cleared	Adult	Juvenile
Offense Total	131	Crimes Against Persons					
Number Cleared	105	Murder		0	0	0	0
Percent Cleared	80.15%	Negligent Manslaughter		0	0	0	0
Group A Crimes per 100,000 population	4,329.1	Negligent Vehicular Manslaughter		0	0	0	0
		Kidnapping/Abduction		0	0	0	0
		Forcible Rape		1	1	1	0
		Forcible Sodomy		0	0	0	0
		Sexual Assault W/Object		0	0	0	0
		Forcible Fondling		0	0	0	0
		Incest		0	0	0	0
		Statutory Rape		1	1	1	0
		Aggravated Assault		3	1	1	0
		Simple Assault		17	14	10	3
		Intimidation		5	4	3	1
		Stalking		1	1	0	1
		Commercial Sex Acts		0	0	0	0
		Involuntary Servitude		0	0	0	0
		Crimes Against Property					
		Arson		0	0	0	0
		Bribery		0	0	0	0
		Burglary		8	4	2	4
		Counterfeiting/Forgery		0	0	0	0
		Destruction/Damage/Vandalism		6	4	1	2
		Embezzlement		0	0	0	0
		Extortion/Blackmail		0	0	0	0
		Fraud - False Pretenses		1	1	1	0
		Fraud - Credit Card/ATM		2	1	1	0
		Fraud - Impersonation		0	0	0	0
		Fraud - Welfare		0	0	0	0
		Fraud - Wire		0	0	0	0
		Fraud - Identity Theft		0	0	0	0
		Fraud - Computer Hacking/Invasion		0	0	0	0
		Robbery		0	0	0	0
		Theft - Pocket-picking		0	0	0	0
		Theft - Purse Snatching		0	0	0	0
		Theft - Shoplifting		12	12	12	0
		Theft From Building		3	1	1	0
		Theft From Coin Machine		0	0	0	0
		Theft From Motor Vehicle		2	0	0	0
		Theft of Motor Vehicle Parts		3	1	1	0
		Theft - All Other Larceny		8	4	4	0
		Motor Vehicle Theft		1	0	0	0
		Stolen Property Offenses		2	1	1	0
		Crimes Against Society					
		Animal Cruelty		0	0	0	0
		Drug/Narcotic Violations		39	39	40	1
		Drug/Narcotic Equipment Violations		11	10	1	0
		Gambling - Betting/Wagering		0	0	0	0
		Gambling - Operating/Promoting		0	0	0	0
		Gambling - Equipment Violations		0	0	0	0
		Gambling - Sports Tampering		0	0	0	0
		Pornography/Obscene Material		0	0	0	0
		Prostitution		0	0	0	0
		Prostitution Assisting/Promoting		0	0	0	0
		Purchasing Prostitution		0	0	0	0
		Weapon Law Violations		5	5	1	0
		Total Group A Offenses		131	105	82	12

Domestic Violence Victims		
Offense	Reported	Cleared
Murder	0	0
Aggravated Assault	2	0
Simple Assault	9	7
Intimidation	0	0
Stalking	0	0
Forcible Rape	1	1
Forcible Sodomy	0	0
Sexual Assault W/Object	0	0
Forcible Fondling	0	0
Incest	0	0
Statutory Rape	1	1
Kidnapping/Abduction	0	0
Commercial Sex Acts	0	0
Involuntary Servitude	0	0
Total	13	9

Group B Arrests		
Offense	Adult	Juvenile
Bad Checks	0	0
Curfew/Vagrancy	0	0
Disorderly Conduct	2	0
DUI	8	0
Drunkenness	1	0
Family-Non Violent	0	0
Liquor Law Violations	1	0
Peeping Tom	0	0
Trespass	8	0
All Other Offenses	5	0
Total Group B	25	0

Crime in Tennessee 2022

(*) Offenses are counted using the FBI Units of Count for Crime

(**) The 'Arrests' column shows arrests made for incidents during the selected period, regardless of arrest date. Arrest counts for the same period may change over time.

Dunlap Police Department - NIBRS Agency Crime Overview - 2022

2022 Population Estimate		5,644		Offenses (*)		Arrests (**)		
Offense Overview		Group A Offenses		Reported	Cleared	Adult	Juvenile	
Offense Total	325	Crimes Against Persons						
Number Cleared	217	Murder		0	0	0	0	
Percent Cleared	66.77%	Negligent Manslaughter		0	0	0	0	
Group A Crimes per 100,000 population	5,758.3	Negligent Vehicular Manslaughter		0	0	0	0	
		Kidnapping/Abduction		1	1	1	0	
		Forcible Rape		0	0	0	0	
		Forcible Sodomy		0	0	0	0	
		Sexual Assault W/Object		0	0	0	0	
		Forcible Fondling		0	0	0	0	
		Incest		0	0	0	0	
		Statutory Rape		0	0	0	0	
		Aggravated Assault		19	17	12	0	
		Simple Assault		48	43	39	1	
		Intimidation		20	14	13	0	
		Stalking		2	1	1	0	
		Commercial Sex Acts		0	0	0	0	
		Involuntary Servitude		0	0	0	0	
		Crimes Against Property						
		Arson		0	0	0	0	
		Bribery		0	0	0	0	
		Burglary		11	4	4	0	
		Counterfeiting/Forgery		7	2	2	0	
		Destruction/Damage/Vandalism		21	8	2	1	
		Embezzlement		0	0	0	0	
		Extortion/Blackmail		0	0	0	0	
		Fraud - False Pretenses		3	1	1	0	
		Fraud - Credit Card/ATM		2	0	0	0	
		Fraud - Impersonation		2	2	1	0	
		Fraud - Welfare		0	0	0	0	
		Fraud - Wire		0	0	0	0	
		Fraud - Identity Theft		1	0	0	0	
		Fraud - Computer Hacking/Invasion		0	0	0	0	
		Robbery		1	0	0	0	
		Theft - Pocket-picking		0	0	0	0	
		Theft - Purse Snatching		0	0	0	0	
		Theft - Shoplifting		31	26	27	0	
		Theft From Building		15	2	2	0	
		Theft From Coin Machine		0	0	0	0	
		Theft From Motor Vehicle		2	0	0	0	
		Theft of Motor Vehicle Parts		3	0	0	0	
		Theft - All Other Larceny		18	5	6	0	
		Motor Vehicle Theft		20	1	1	0	
		Stolen Property Offenses		0	0	0	0	
		Crimes Against Society						
		Animal Cruelty		1	0	0	0	
		Drug/Narcotic Violations		75	68	72	0	
		Drug/Narcotic Equipment Violations		18	18	8	0	
		Gambling - Betting/Wagering		0	0	0	0	
		Gambling - Operating/Promoting		0	0	0	0	
		Gambling - Equipment Violations		0	0	0	0	
		Gambling - Sports Tampering		0	0	0	0	
		Pornography/Obscene Material		0	0	0	0	
		Prostitution		0	0	0	0	
		Prostitution Assisting/Promoting		0	0	0	0	
		Purchasing Prostitution		0	0	0	0	
		Weapon Law Violations		4	4	2	0	
		Total Group A Offenses		325	217	194	2	
Domestic Violence Victims								
Offense	Reported	Cleared						
Murder	0	0						
Aggravated Assault	11	10						
Simple Assault	37	34						
Intimidation	18	13						
Stalking	0	0						
Forcible Rape	0	0						
Forcible Sodomy	0	0						
Sexual Assault W/Object	0	0						
Forcible Fondling	0	0						
Incest	0	0						
Statutory Rape	0	0						
Kidnapping/Abduction	1	1						
Commercial Sex Acts	0	0						
Involuntary Servitude	0	0						
Total	67	58						
Group B Arrests								
Offense	Adult	Juvenile						
Bad Checks	0	0						
Curfew/Vagrancy	0	0						
Disorderly Conduct	11	0						
DUI	17	0						
Drunkenness	23	0						
Family-Non Violent	0	0						
Liquor Law Violations	0	0						
Peeping Tom	0	0						
Trespass	7	0						
All Other Offenses	137	0						
Total Group B	195	0						

Crime in Tennessee 2022

(*) Offenses are counted using the FBI Units of Count for Crime

(**) The 'Arrests' column shows arrests made for incidents during the selected period, regardless of arrest date. Arrest counts for the same period may change over time.

Dyer Police Department - NIBRS Agency Crime Overview - 2022

2022 Population Estimate		2,312	Offenses (*)		Arrests (**)	
Offense Overview			Reported	Cleared	Adult	Juvenile
Group A Offenses						
Crimes Against Persons						
Offense Total	64	Murder	1	1	1	0
Number Cleared	29	Negligent Manslaughter	0	0	0	0
Percent Cleared	45.31%	Negligent Vehicular Manslaughter	0	0	0	0
Group A Crimes per 100,000 population	2,768.2	Kidnapping/Abduction	0	0	0	0
		Forcible Rape	0	0	0	0
		Forcible Sodomy	0	0	0	0
		Sexual Assault W/Object	0	0	0	0
		Forcible Fondling	0	0	0	0
Arrest Overview		Incest	0	0	0	0
Total Arrests	38	Statutory Rape	0	0	0	0
Adult Arrests	30	Aggravated Assault	3	3	4	0
Juvenile Arrests	8	Simple Assault	13	9	6	4
Unknown Age	0	Intimidation	1	1	0	0
Arrests per 100,000 population	1,643.6	Stalking	0	0	0	0
		Commercial Sex Acts	0	0	0	0
		Involuntary Servitude	0	0	0	0
Average number offenses/incident	1.14	Crimes Against Property				
Domestic Violence Victims						
Offense	Reported	Cleared	Arson	0	0	0
Murder	1	1	Bribery	0	0	0
Aggravated Assault	2	2	Burglary	2	0	0
Simple Assault	9	6	Counterfeiting/Forgery	0	0	0
Intimidation	1	1	Destruction/Damage/Vandalism	6	3	1
Stalking	0	0	Embezzlement	0	0	0
Forcible Rape	0	0	Extortion/Blackmail	0	0	0
Forcible Sodomy	0	0	Fraud - False Pretenses	2	0	0
Sexual Assault W/Object	0	0	Fraud - Credit Card/ATM	1	0	0
Forcible Fondling	0	0	Fraud - Impersonation	0	0	0
Incest	0	0	Fraud - Welfare	0	0	0
Statutory Rape	0	0	Fraud - Wire	0	0	0
Kidnapping/Abduction	0	0	Fraud - Identity Theft	0	0	0
Commercial Sex Acts	0	0	Fraud - Computer Hacking/Invasion	0	0	0
Involuntary Servitude	0	0	Robbery	0	0	0
Total	13	10	Theft - Pocket-picking	0	0	0
			Theft - Purse Snatching	0	0	0
			Theft - Shoplifting	0	0	0
			Theft From Building	3	0	0
Group B Arrests			Theft From Coin Machine	0	0	0
Offense	Adult	Juvenile	Theft From Motor Vehicle	13	0	0
Bad Checks	0	0	Theft of Motor Vehicle Parts	0	0	0
Curfew/Vagrancy	0	0	Theft - All Other Larceny	7	0	0
Disorderly Conduct	1	0	Motor Vehicle Theft	0	0	0
DUI	5	0	Stolen Property Offenses	0	0	0
Drunkenness	1	0	Crimes Against Society			
Family-Non Violent	0	0	Animal Cruelty	0	0	0
Liquor Law Violations	0	0	Drug/Narcotic Violations	6	6	4
Peeping Tom	0	0	Drug/Narcotic Equipment Violations	5	5	0
Trespass	0	0	Gambling - Betting/Wagering	0	0	0
All Other Offenses	6	0	Gambling - Operating/Promoting	0	0	0
Total Group B	13	0	Gambling - Equipment Violations	0	0	0
			Gambling - Sports Tampering	0	0	0
			Pornography/Obscene Material	0	0	0
			Prostitution	0	0	0
			Prostitution Assisting/Promoting	0	0	0
			Purchasing Prostitution	0	0	0
			Weapon Law Violations	1	1	1
			Total Group A Offenses	64	29	17
						8

Crime in Tennessee 2022

(*) Offenses are counted using the FBI Units of Count for Crime

(**) The 'Arrests' column shows arrests made for incidents during the selected period, regardless of arrest date. Arrest counts for the same period may change over time.

Dyersburg Police Department - NIBRS Agency Crime Overview - 2022

2022 Population Estimate		15,988		Offenses (*)		Arrests (**)		
Offense Overview				Reported	Cleared	Adult	Juvenile	
Offense Total	2,380	Group A Offenses						
Number Cleared	1,051	Crimes Against Persons						
Percent Cleared	44.16%	Murder		4	2	2	1	
Group A Crimes per 100,000 population	14,886.2	Negligent Manslaughter		1	0	0	0	
		Negligent Vehicular Manslaughter		0	0	0	0	
		Kidnapping/Abduction		16	13	4	0	
		Forcible Rape		14	1	1	0	
		Forcible Sodomy		0	0	0	0	
		Sexual Assault W/Object		0	0	0	0	
		Forcible Fondling		20	2	1	0	
		Incest		0	0	0	0	
		Statutory Rape		2	0	0	0	
		Aggravated Assault		159	93	56	4	
		Simple Assault		433	211	146	26	
		Intimidation		109	15	12	0	
		Stalking		11	7	6	1	
		Commercial Sex Acts		0	0	0	0	
		Involuntary Servitude		0	0	0	0	
		Crimes Against Property						
		Arson		3	0	0	0	
		Bribery		0	0	0	0	
		Burglary		176	29	28	0	
		Counterfeiting/Forgery		18	2	2	0	
		Destruction/Damage/Vandalism		215	49	27	4	
		Embezzlement		10	2	5	0	
		Extortion/Blackmail		0	0	0	0	
		Fraud - False Pretenses		42	10	8	2	
		Fraud - Credit Card/ATM		37	5	6	0	
		Fraud - Impersonation		6	1	0	0	
		Fraud - Welfare		0	0	0	0	
		Fraud - Wire		0	0	0	0	
		Fraud - Identity Theft		0	0	0	0	
		Fraud - Computer Hacking/Invasion		0	0	0	0	
		Robbery		7	2	2	0	
		Theft - Pocket-picking		0	0	0	0	
		Theft - Purse Snatching		0	0	0	0	
		Theft - Shoplifting		239	138	136	5	
		Theft From Building		73	6	3	2	
		Theft From Coin Machine		0	0	0	0	
		Theft From Motor Vehicle		93	3	3	0	
		Theft of Motor Vehicle Parts		31	1	1	0	
		Theft - All Other Larceny		140	21	16	3	
		Motor Vehicle Theft		55	16	13	1	
		Stolen Property Offenses		0	0	0	0	
		Crimes Against Society						
		Animal Cruelty		10	8	8	0	
		Drug/Narcotic Violations		246	227	179	21	
		Drug/Narcotic Equipment Violations		140	132	65	0	
		Gambling - Betting/Wagering		0	0	0	0	
		Gambling - Operating/Promoting		0	0	0	0	
		Gambling - Equipment Violations		0	0	0	0	
		Gambling - Sports Tampering		0	0	0	0	
		Pornography/Obscene Material		2	0	0	0	
		Prostitution		1	0	0	0	
		Prostitution Assisting/Promoting		1	0	0	0	
		Purchasing Prostitution		0	0	0	0	
		Weapon Law Violations		66	55	31	9	
		Total Group A Offenses		2,380	1,051	761	79	
Domestic Violence Victims								
Offense	Reported	Cleared						
Murder	0	0						
Aggravated Assault	52	40						
Simple Assault	273	155						
Intimidation	35	5						
Stalking	6	4						
Forcible Rape	3	1						
Forcible Sodomy	0	0						
Sexual Assault W/Object	0	0						
Forcible Fondling	9	2						
Incest	0	0						
Statutory Rape	0	0						
Kidnapping/Abduction	15	12						
Commercial Sex Acts	0	0						
Involuntary Servitude	0	0						
Total	393	219						
Group B Arrests								
Offense	Adult	Juvenile						
Bad Checks	0	0						
Curfew/Vagrancy	0	1						
Disorderly Conduct	46	40						
DUI	84	0						
Drunkenness	71	1						
Family-Non Violent	9	0						
Liquor Law Violations	9	1						
Peeping Tom	0	0						
Trespass	87	3						
All Other Offenses	779	40						
Total Group B	1,085	86						

Crime in Tennessee 2022

(*) Offenses are counted using the FBI Units of Count for Crime

(**) The 'Arrests' column shows arrests made for incidents during the selected period, regardless of arrest date. Arrest counts for the same period may change over time.

Eagleville Police Department - NIBRS Agency Crime Overview - 2022

2022 Population Estimate		914	Offenses (*)		Arrests (**)		
			Reported	Cleared	Adult	Juvenile	
Offense Overview			Group A Offenses				
			Crimes Against Persons				
Offense Total	1		Murder	0	0	0	0
Number Cleared	0		Negligent Manslaughter	0	0	0	0
Percent Cleared	0.00%		Negligent Vehicular Manslaughter	0	0	0	0
Group A Crimes per 100,000 population	109.4		Kidnapping/Abduction	0	0	0	0
			Forcible Rape	0	0	0	0
			Forcible Sodomy	0	0	0	0
			Sexual Assault W/Object	0	0	0	0
			Forcible Fondling	0	0	0	0
			Incest	0	0	0	0
Arrest Overview			Statutory Rape	0	0	0	0
Total Arrests	6		Aggravated Assault	0	0	0	0
Adult Arrests	6		Simple Assault	0	0	0	0
Juvenile Arrests	0		Intimidation	0	0	0	0
Unknown Age	0		Stalking	0	0	0	0
Arrests per 100,000 population	656.5		Commercial Sex Acts	0	0	0	0
			Involuntary Servitude	0	0	0	0
Average number offenses/incident	1.00		Crimes Against Property				
			Arson	0	0	0	0
			Bribery	0	0	0	0
			Burglary	0	0	0	0
			Counterfeiting/Forgery	0	0	0	0
			Destruction/Damage/Vandalism	0	0	0	0
			Embezzlement	0	0	0	0
			Extortion/Blackmail	0	0	0	0
			Fraud - False Pretenses	0	0	0	0
			Fraud - Credit Card/ATM	0	0	0	0
			Fraud - Impersonation	0	0	0	0
			Fraud - Welfare	0	0	0	0
			Fraud - Wire	0	0	0	0
			Fraud - Identity Theft	0	0	0	0
			Fraud - Computer Hacking/Invasion	0	0	0	0
			Robbery	0	0	0	0
			Theft - Pocket-picking	0	0	0	0
			Theft - Purse Snatching	0	0	0	0
			Theft - Shoplifting	0	0	0	0
			Theft From Building	0	0	0	0
			Theft From Coin Machine	0	0	0	0
			Theft From Motor Vehicle	0	0	0	0
			Theft of Motor Vehicle Parts	0	0	0	0
			Theft - All Other Larceny	0	0	0	0
			Motor Vehicle Theft	0	0	0	0
			Stolen Property Offenses	0	0	0	0
			Crimes Against Society				
			Animal Cruelty	0	0	0	0
			Drug/Narcotic Violations	1	0	0	0
			Drug/Narcotic Equipment Violations	0	0	0	0
			Gambling - Betting/Wagering	0	0	0	0
			Gambling - Operating/Promoting	0	0	0	0
			Gambling - Equipment Violations	0	0	0	0
			Gambling - Sports Tampering	0	0	0	0
			Pornography/Obscene Material	0	0	0	0
			Prostitution	0	0	0	0
			Prostitution Assisting/Promoting	0	0	0	0
			Purchasing Prostitution	0	0	0	0
			Weapon Law Violations	0	0	0	0
			Total Group A Offenses	1	0	0	0
Domestic Violence Victims							
Offense	Reported	Cleared					
Murder	0	0					
Aggravated Assault	0	0					
Simple Assault	0	0					
Intimidation	0	0					
Stalking	0	0					
Forcible Rape	0	0					
Forcible Sodomy	0	0					
Sexual Assault W/Object	0	0					
Forcible Fondling	0	0					
Incest	0	0					
Statutory Rape	0	0					
Kidnapping/Abduction	0	0					
Commercial Sex Acts	0	0					
Involuntary Servitude	0	0					
Total	0	0					
Group B Arrests							
Offense	Adult	Juvenile					
Bad Checks	0	0					
Curfew/Vagrancy	0	0					
Disorderly Conduct	0	0					
DUI	4	0					
Drunkenness	0	0					
Family-Non Violent	0	0					
Liquor Law Violations	0	0					
Peeping Tom	0	0					
Trespass	0	0					
All Other Offenses	2	0					
Total Group B	6	0					

Crime in Tennessee 2022

(*) Offenses are counted using the FBI Units of Count for Crime

(**) The 'Arrests' column shows arrests made for incidents during the selected period, regardless of arrest date. Arrest counts for the same period may change over time.

East Ridge Police Department - NIBRS Agency Crime Overview - 2022

2022 Population Estimate		21,790	Offenses (*)		Arrests (**)		
Offense Overview			Reported	Cleared	Adult	Juvenile	
Group A Offenses							
Crimes Against Persons							
Offense Total	2,115	Murder	1	0	0	0	
Number Cleared	1,157	Negligent Manslaughter	0	0	0	0	
Percent Cleared	54.70%	Negligent Vehicular Manslaughter	0	0	0	0	
Group A Crimes per 100,000 population	9,706.3	Kidnapping/Abduction	11	10	6	1	
Arrest Overview							
Total Arrests	1,185	Forcible Rape	10	3	1	0	
Adult Arrests	1,146	Forcible Sodomy	0	0	0	0	
Juvenile Arrests	39	Sexual Assault W/Object	1	1	0	0	
Unknown Age	0	Forcible Fondling	8	6	1	0	
Arrests per 100,000 population	5,438.3	Incest	0	0	0	0	
Average number offenses/incident	1.31	Statutory Rape	1	1	1	0	
Domestic Violence Victims							
Crimes Against Property							
Offense	Reported	Cleared	Arson	4	0	0	0
Murder	1	0	Bribery	0	0	0	0
Aggravated Assault	42	32	Burglary	59	15	13	1
Simple Assault	157	101	Counterfeiting/Forgery	76	31	26	0
Intimidation	8	5	Destruction/Damage/Vandalism	141	44	21	5
Stalking	4	1	Embezzlement	5	4	3	0
Forcible Rape	1	0	Extortion/Blackmail	9	1	0	0
Forcible Sodomy	0	0	Fraud - False Pretenses	84	18	3	0
Sexual Assault W/Object	0	0	Fraud - Credit Card/ATM	29	6	4	0
Forcible Fondling	1	0	Fraud - Impersonation	33	16	13	1
Incest	0	0	Fraud - Welfare	0	0	0	0
Statutory Rape	0	0	Fraud - Wire	4	0	0	0
Kidnapping/Abduction	6	6	Fraud - Identity Theft	3	0	2	0
Commercial Sex Acts	0	0	Fraud - Computer Hacking/Invasion	0	0	0	0
Involuntary Servitude	0	0	Robbery	9	5	0	4
Total	220	145	Theft - Pocket-picking	2	0	0	0
Group B Arrests			Theft - Purse Snatching	0	0	0	0
Offense	Adult	Juvenile	Theft - Shoplifting	52	22	20	0
Bad Checks	0	0	Theft From Building	70	14	6	0
Curfew/Vagrancy	0	0	Theft From Coin Machine	1	0	0	0
Disorderly Conduct	25	2	Theft From Motor Vehicle	92	6	4	0
DUI	70	1	Theft of Motor Vehicle Parts	46	3	2	0
Drunkenness	64	0	Theft - All Other Larceny	91	12	18	2
Family-Non Violent	3	0	Motor Vehicle Theft	75	13	10	0
Liquor Law Violations	4	0	Stolen Property Offenses	52	45	39	4
Peeping Tom	0	0	Crimes Against Society				
Trespass	14	0	Animal Cruelty	2	2	2	0
All Other Offenses	236	1	Drug/Narcotic Violations	369	318	283	2
Total Group B	416	4	Drug/Narcotic Equipment Violations	245	208	46	0
			Gambling - Betting/Wagering	0	0	0	0
			Gambling - Operating/Promoting	0	0	0	0
			Gambling - Equipment Violations	0	0	0	0
			Gambling - Sports Tampering	0	0	0	0
			Pornography/Obscene Material	3	2	2	0
			Prostitution	0	0	0	0
			Prostitution Assisting/Promoting	0	0	0	0
			Purchasing Prostitution	0	0	0	0
			Weapon Law Violations	95	83	35	2
			Total Group A Offenses	2,115	1,157	730	35

Crime in Tennessee 2022

(*) Offenses are counted using the FBI Units of Count for Crime

(**) The 'Arrests' column shows arrests made for incidents during the selected period, regardless of arrest date. Arrest counts for the same period may change over time.

Elizabethton Police Department - NIBRS Agency Crime Overview - 2022

2022 Population Estimate		13,868		Offenses (*)		Arrests (**)	
Offense Overview		Group A Offenses		Reported	Cleared	Adult	Juvenile
		Crimes Against Persons					
Offense Total	773	Murder		1	1	1	0
Number Cleared	388	Negligent Manslaughter		1	1	1	0
Percent Cleared	50.19%	Negligent Vehicular Manslaughter		0	0	0	0
Group A Crimes per 100,000 population	5,574.0	Kidnapping/Abduction		2	2	2	0
		Forcible Rape		0	0	0	0
		Forcible Sodomy		0	0	0	0
		Sexual Assault W/Object		0	0	0	0
		Forcible Fondling		0	0	0	0
		Incest		0	0	0	0
		Statutory Rape		0	0	0	0
		Aggravated Assault		41	29	14	5
		Simple Assault		76	41	22	13
		Intimidation		69	7	5	0
		Stalking		4	2	1	0
		Commercial Sex Acts		0	0	0	0
		Involuntary Servitude		0	0	0	0
		Arrest Overview					
Total Arrests	524	Crimes Against Property					
Adult Arrests	477	Arson		1	1	1	0
Juvenile Arrests	47	Bribery		1	1	1	0
Unknown Age	0	Burglary		26	7	6	0
Arrests per 100,000 population	3,778.5	Counterfeiting/Forgery		16	6	4	0
		Destruction/Damage/Vandalism		92	23	11	4
		Embezzlement		6	3	2	0
		Extortion/Blackmail		0	0	0	0
		Fraud - False Pretenses		29	12	8	1
		Fraud - Credit Card/ATM		5	2	1	0
		Fraud - Impersonation		5	3	3	0
		Fraud - Welfare		0	0	0	0
		Fraud - Wire		6	0	0	0
		Fraud - Identity Theft		0	0	0	0
		Fraud - Computer Hacking/Invasion		0	0	0	0
		Robbery		0	0	0	0
		Theft - Pocket-picking		0	0	0	0
		Theft - Purse Snatching		0	0	0	0
		Theft - Shoplifting		85	73	76	3
		Theft From Building		24	4	4	1
		Theft From Coin Machine		0	0	0	0
		Theft From Motor Vehicle		31	8	6	4
		Theft of Motor Vehicle Parts		20	1	1	0
		Theft - All Other Larceny		74	10	10	0
		Motor Vehicle Theft		14	9	6	1
		Stolen Property Offenses		1	1	1	0
		Crimes Against Society					
		Animal Cruelty		0	0	0	0
		Drug/Narcotic Violations		76	75	68	3
		Drug/Narcotic Equipment Violations		54	53	16	1
		Gambling - Betting/Wagering		0	0	0	0
		Gambling - Operating/Promoting		0	0	0	0
		Gambling - Equipment Violations		0	0	0	0
		Gambling - Sports Tampering		0	0	0	0
		Pornography/Obscene Material		0	0	0	0
		Prostitution		0	0	0	0
		Prostitution Assisting/Promoting		0	0	0	0
		Purchasing Prostitution		0	0	0	0
		Weapon Law Violations		13	13	6	4
		Total Group A Offenses		773	388	277	40
		Domestic Violence Victims					
		Offense	Reported	Cleared			
		Murder	0	0			
		Aggravated Assault	10	10			
		Simple Assault	16	16			
		Intimidation	4	3			
		Stalking	1	1			
		Forcible Rape	0	0			
		Forcible Sodomy	0	0			
		Sexual Assault W/Object	0	0			
		Forcible Fondling	0	0			
		Incest	0	0			
		Statutory Rape	0	0			
		Kidnapping/Abduction	2	2			
		Commercial Sex Acts	0	0			
		Involuntary Servitude	0	0			
		Total	33	32			
		Group B Arrests					
		Offense	Adult	Juvenile			
		Bad Checks	0	0			
		Curfew/Vagrancy	0	0			
		Disorderly Conduct	19	1			
		DUI	44	2			
		Drunkenness	93	0			
		Family-Non Violent	2	0			
		Liquor Law Violations	3	0			
		Peeping Tom	0	0			
		Trespass	23	0			
		All Other Offenses	16	4			
		Total Group B	200	7			

Crime in Tennessee 2022

(*) Offenses are counted using the FBI Units of Count for Crime

(**) The 'Arrests' column shows arrests made for incidents during the selected period, regardless of arrest date. Arrest counts for the same period may change over time.

Elkton Police Department - NIBRS Agency Crime Overview - 2022

2022 Population Estimate		549	Offenses (*)		Arrests (**)		
Offense Overview			Reported	Cleared	Adult	Juvenile	
Group A Offenses							
Crimes Against Persons							
Offense Total	17	Murder	0	0	0	0	
Number Cleared	1	Negligent Manslaughter	0	0	0	0	
Percent Cleared	5.88%	Negligent Vehicular Manslaughter	0	0	0	0	
Group A Crimes per 100,000 population	3,096.5	Kidnapping/Abduction	0	0	0	0	
		Forcible Rape	0	0	0	0	
		Forcible Sodomy	0	0	0	0	
		Sexual Assault W/Object	0	0	0	0	
		Forcible Fondling	0	0	0	0	
		Incest	0	0	0	0	
Arrest Overview		Statutory Rape	0	0	0	0	
Total Arrests	1	Aggravated Assault	0	0	0	0	
Adult Arrests	1	Simple Assault	0	0	0	0	
Juvenile Arrests	0	Intimidation	1	0	0	0	
Unknown Age	0	Stalking	0	0	0	0	
Arrests per 100,000 population	182.1	Commercial Sex Acts	0	0	0	0	
		Involuntary Servitude	0	0	0	0	
Average number offenses/incident	1.06	Crimes Against Property					
Domestic Violence Victims							
Offense	Reported	Cleared	Arson	0	0	0	0
Murder	0	0	Bribery	0	0	0	0
Aggravated Assault	0	0	Burglary	6	0	0	0
Simple Assault	0	0	Counterfeiting/Forgery	1	0	0	0
Intimidation	0	0	Destruction/Damage/Vandalism	2	0	0	0
Stalking	0	0	Embezzlement	0	0	0	0
Forcible Rape	0	0	Extortion/Blackmail	0	0	0	0
Forcible Sodomy	0	0	Fraud - False Pretenses	2	0	0	0
Sexual Assault W/Object	0	0	Fraud - Credit Card/ATM	0	0	0	0
Forcible Fondling	0	0	Fraud - Impersonation	0	0	0	0
Incest	0	0	Fraud - Welfare	0	0	0	0
Statutory Rape	0	0	Fraud - Wire	0	0	0	0
Kidnapping/Abduction	0	0	Fraud - Identity Theft	0	0	0	0
Commercial Sex Acts	0	0	Fraud - Computer Hacking/Invasion	0	0	0	0
Involuntary Servitude	0	0	Robbery	1	0	0	0
Total	0	0	Theft - Pocket-picking	0	0	0	0
			Theft - Purse Snatching	0	0	0	0
			Theft - Shoplifting	1	0	0	0
			Theft From Building	0	0	0	0
			Theft From Coin Machine	0	0	0	0
			Theft From Motor Vehicle	0	0	0	0
			Theft of Motor Vehicle Parts	1	0	0	0
			Theft - All Other Larceny	0	0	0	0
			Motor Vehicle Theft	1	1	1	0
			Stolen Property Offenses	0	0	0	0
			Crimes Against Society				
			Animal Cruelty	0	0	0	0
			Drug/Narcotic Violations	1	0	0	0
			Drug/Narcotic Equipment Violations	0	0	0	0
			Gambling - Betting/Wagering	0	0	0	0
			Gambling - Operating/Promoting	0	0	0	0
			Gambling - Equipment Violations	0	0	0	0
			Gambling - Sports Tampering	0	0	0	0
			Pornography/Obscene Material	0	0	0	0
			Prostitution	0	0	0	0
			Prostitution Assisting/Promoting	0	0	0	0
			Purchasing Prostitution	0	0	0	0
			Weapon Law Violations	0	0	0	0
			Total Group A Offenses	17	1	1	0
Group B Arrests							
Offense	Adult	Juvenile					
Bad Checks	0	0					
Curfew/Vagrancy	0	0					
Disorderly Conduct	0	0					
DUI	0	0					
Drunkenness	0	0					
Family-Non Violent	0	0					
Liquor Law Violations	0	0					
Peeping Tom	0	0					
Trespass	0	0					
All Other Offenses	0	0					
Total Group B	0	0					

Crime in Tennessee 2022

(*) Offenses are counted using the FBI Units of Count for Crime

(**) The 'Arrests' column shows arrests made for incidents during the selected period, regardless of arrest date. Arrest counts for the same period may change over time.

Englewood Police Department - NIBRS Agency Crime Overview - 2022

2022 Population Estimate		1,519		Offenses (*)		Arrests (**)	
				Reported	Cleared	Adult	Juvenile
Offense Overview				Group A Offenses			
Crimes Against Persons							
Offense Total	73	Murder	0	0	0	0	
Number Cleared	47	Negligent Manslaughter	0	0	0	0	
Percent Cleared	64.38%	Negligent Vehicular Manslaughter	0	0	0	0	
Group A Crimes per 100,000 population	4,805.8	Kidnapping/Abduction	0	0	0	0	
		Forcible Rape	0	0	0	0	
		Forcible Sodomy	0	0	0	0	
		Sexual Assault W/Object	0	0	0	0	
		Forcible Fondling	0	0	0	0	
		Incest	0	0	0	0	
		Statutory Rape	0	0	0	0	
		Aggravated Assault	3	2	2	0	
		Simple Assault	12	8	7	0	
		Intimidation	1	1	1	0	
		Stalking	0	0	0	0	
		Commercial Sex Acts	0	0	0	0	
		Involuntary Servitude	0	0	0	0	
		Crimes Against Property					
		Arson	0	0	0	0	
		Bribery	0	0	0	0	
		Burglary	3	1	1	0	
		Counterfeiting/Forgery	1	1	0	0	
		Destruction/Damage/Vandalism	7	2	1	0	
		Embezzlement	0	0	0	0	
		Extortion/Blackmail	0	0	0	0	
		Fraud - False Pretenses	1	1	1	0	
		Fraud - Credit Card/ATM	1	1	0	0	
		Fraud - Impersonation	0	0	0	0	
		Fraud - Welfare	0	0	0	0	
		Fraud - Wire	0	0	0	0	
		Fraud - Identity Theft	0	0	0	0	
		Fraud - Computer Hacking/Invasion	0	0	0	0	
		Robbery	0	0	0	0	
		Theft - Pocket-picking	0	0	0	0	
		Theft - Purse Snatching	0	0	0	0	
		Theft - Shoplifting	0	0	0	0	
		Theft From Building	6	0	0	0	
		Theft From Coin Machine	0	0	0	0	
		Theft From Motor Vehicle	3	1	0	0	
		Theft of Motor Vehicle Parts	2	0	0	0	
		Theft - All Other Larceny	2	0	0	0	
		Motor Vehicle Theft	3	2	1	0	
		Stolen Property Offenses	1	0	0	0	
		Crimes Against Society					
		Animal Cruelty	1	1	1	0	
		Drug/Narcotic Violations	15	15	17	0	
		Drug/Narcotic Equipment Violations	10	10	2	0	
		Gambling - Betting/Wagering	0	0	0	0	
		Gambling - Operating/Promoting	0	0	0	0	
		Gambling - Equipment Violations	0	0	0	0	
		Gambling - Sports Tampering	0	0	0	0	
		Pornography/Obscene Material	0	0	0	0	
		Prostitution	0	0	0	0	
		Prostitution Assisting/Promoting	0	0	0	0	
		Purchasing Prostitution	0	0	0	0	
		Weapon Law Violations	1	1	0	0	
		Total Group A Offenses	73	47	34	0	
Domestic Violence Victims							
Offense	Reported	Cleared					
Murder	0	0					
Aggravated Assault	1	1					
Simple Assault	10	6					
Intimidation	0	0					
Stalking	0	0					
Forcible Rape	0	0					
Forcible Sodomy	0	0					
Sexual Assault W/Object	0	0					
Forcible Fondling	0	0					
Incest	0	0					
Statutory Rape	0	0					
Kidnapping/Abduction	0	0					
Commercial Sex Acts	0	0					
Involuntary Servitude	0	0					
Total	11	7					
Group B Arrests							
Offense	Adult	Juvenile					
Bad Checks	0	0					
Curfew/Vagrancy	0	0					
Disorderly Conduct	1	0					
DUI	9	0					
Drunkenness	2	0					
Family-Non Violent	0	0					
Liquor Law Violations	1	0					
Peeping Tom	0	0					
Trespass	0	0					
All Other Offenses	8	0					
Total Group B	21	0					

Crime in Tennessee 2022

(*) Offenses are counted using the FBI Units of Count for Crime

(**) The 'Arrests' column shows arrests made for incidents during the selected period, regardless of arrest date. Arrest counts for the same period may change over time.

Erin Police Department - NIBRS Agency Crime Overview - 2022

2022 Population Estimate		1,209	Offenses (*)		Arrests (**)		
Offense Overview			Reported	Cleared	Adult	Juvenile	
Group A Offenses							
Crimes Against Persons							
Offense Total	76		Murder	0	0	0	0
Number Cleared	67		Negligent Manslaughter	0	0	0	0
Percent Cleared	88.16%		Negligent Vehicular Manslaughter	0	0	0	0
Group A Crimes per 100,000 population	6,286.2		Kidnapping/Abduction	0	0	0	0
			Forcible Rape	0	0	0	0
			Forcible Sodomy	0	0	0	0
			Sexual Assault W/Object	0	0	0	0
			Forcible Fondling	0	0	0	0
			Incest	0	0	0	0
			Statutory Rape	0	0	0	0
			Aggravated Assault	2	2	2	0
			Simple Assault	1	1	0	0
			Intimidation	1	0	0	0
			Stalking	1	0	0	0
			Commercial Sex Acts	0	0	0	0
			Involuntary Servitude	0	0	0	0
			Crimes Against Property				
			Arson	0	0	0	0
			Bribery	0	0	0	0
			Burglary	1	0	0	0
			Counterfeiting/Forgery	0	0	0	0
			Destruction/Damage/Vandalism	2	0	0	0
			Embezzlement	0	0	0	0
			Extortion/Blackmail	0	0	0	0
			Fraud - False Pretenses	0	0	0	0
			Fraud - Credit Card/ATM	0	0	0	0
			Fraud - Impersonation	0	0	0	0
			Fraud - Welfare	0	0	0	0
			Fraud - Wire	0	0	0	0
			Fraud - Identity Theft	0	0	0	0
			Fraud - Computer Hacking/Invasion	0	0	0	0
			Robbery	0	0	0	0
			Theft - Pocket-picking	0	0	0	0
			Theft - Purse Snatching	0	0	0	0
			Theft - Shoplifting	2	0	0	0
			Theft From Building	1	0	0	0
			Theft From Coin Machine	0	0	0	0
			Theft From Motor Vehicle	0	0	0	0
			Theft of Motor Vehicle Parts	0	0	0	0
			Theft - All Other Larceny	1	0	0	0
			Motor Vehicle Theft	0	0	0	0
			Stolen Property Offenses	0	0	0	0
			Crimes Against Society				
			Animal Cruelty	0	0	0	0
			Drug/Narcotic Violations	35	35	39	0
			Drug/Narcotic Equipment Violations	23	23	0	0
			Gambling - Betting/Wagering	0	0	0	0
			Gambling - Operating/Promoting	0	0	0	0
			Gambling - Equipment Violations	0	0	0	0
			Gambling - Sports Tampering	0	0	0	0
			Pornography/Obscene Material	0	0	0	0
			Prostitution	0	0	0	0
			Prostitution Assisting/Promoting	0	0	0	0
			Purchasing Prostitution	0	0	0	0
			Weapon Law Violations	6	6	0	0
			Total Group A Offenses	76	67	41	0
Domestic Violence Victims							
Offense	Reported	Cleared					
Murder	0	0	Burglary	1	0	0	
Aggravated Assault	0	0	Counterfeiting/Forgery	0	0	0	
Simple Assault	1	1	Destruction/Damage/Vandalism	2	0	0	
Intimidation	1	0	Embezzlement	0	0	0	
Stalking	1	0	Extortion/Blackmail	0	0	0	
Forcible Rape	0	0	Fraud - False Pretenses	0	0	0	
Forcible Sodomy	0	0	Fraud - Credit Card/ATM	0	0	0	
Sexual Assault W/Object	0	0	Fraud - Impersonation	0	0	0	
Forcible Fondling	0	0	Fraud - Welfare	0	0	0	
Incest	0	0	Fraud - Wire	0	0	0	
Statutory Rape	0	0	Fraud - Identity Theft	0	0	0	
Kidnapping/Abduction	0	0	Fraud - Computer Hacking/Invasion	0	0	0	
Commercial Sex Acts	0	0	Robbery	0	0	0	
Involuntary Servitude	0	0	Theft - Pocket-picking	0	0	0	
Total	3	1	Theft - Purse Snatching	0	0	0	
			Theft - Shoplifting	2	0	0	
			Theft From Building	1	0	0	
			Theft From Coin Machine	0	0	0	
			Theft From Motor Vehicle	0	0	0	
			Theft of Motor Vehicle Parts	0	0	0	
			Theft - All Other Larceny	1	0	0	
			Motor Vehicle Theft	0	0	0	
			Stolen Property Offenses	0	0	0	
			Crimes Against Society				
			Animal Cruelty	0	0	0	
			Drug/Narcotic Violations	35	35	39	
			Drug/Narcotic Equipment Violations	23	23	0	
			Gambling - Betting/Wagering	0	0	0	
			Gambling - Operating/Promoting	0	0	0	
			Gambling - Equipment Violations	0	0	0	
			Gambling - Sports Tampering	0	0	0	
			Pornography/Obscene Material	0	0	0	
			Prostitution	0	0	0	
			Prostitution Assisting/Promoting	0	0	0	
			Purchasing Prostitution	0	0	0	
			Weapon Law Violations	6	6	0	
			Total Group A Offenses	76	67	41	0
Group B Arrests							
Offense	Adult	Juvenile					
Bad Checks	0	0	Burglary	1	0	0	
Curfew/Vagrancy	0	0	Counterfeiting/Forgery	0	0	0	
Disorderly Conduct	3	0	Destruction/Damage/Vandalism	2	0	0	
DUI	4	0	Embezzlement	0	0	0	
Drunkenness	2	0	Extortion/Blackmail	0	0	0	
Family-Non Violent	0	0	Fraud - False Pretenses	0	0	0	
Liquor Law Violations	0	0	Fraud - Credit Card/ATM	0	0	0	
Peeping Tom	0	0	Fraud - Impersonation	0	0	0	
Trespass	0	0	Fraud - Welfare	0	0	0	
All Other Offenses	0	0	Fraud - Wire	0	0	0	
Total Group B	9	0	Fraud - Identity Theft	0	0	0	

Crime in Tennessee 2022

(*) Offenses are counted using the FBI Units of Count for Crime

(**) The 'Arrests' column shows arrests made for incidents during the selected period, regardless of arrest date. Arrest counts for the same period may change over time.

Erwin Police Department - NIBRS Agency Crime Overview - 2022

2022 Population Estimate		5,931	Offenses (*)		Arrests (**)	
Offense Overview			Reported	Cleared	Adult	Juvenile
Group A Offenses						
Crimes Against Persons						
Offense Total	121		0	0	0	0
Number Cleared	81		0	0	0	0
Percent Cleared	66.94%		0	0	0	0
Group A Crimes per 100,000 population	2,040.1		0	0	0	0
Arrest Overview						
Total Arrests	142		0	0	0	0
Adult Arrests	142		0	0	0	0
Juvenile Arrests	0		3	3	2	0
Unknown Age	0		20	14	14	0
Arrests per 100,000 population	2,394.2		2	1	1	0
Average number offenses/incident	1.27		0	0	0	0
Crimes Against Property						
Domestic Violence Victims						
Offense	Reported	Cleared				
Murder	0	0	0	0	0	0
Aggravated Assault	0	0	0	0	0	0
Simple Assault	4	4	5	2	2	0
Intimidation	2	1	1	0	0	0
Stalking	0	0	7	1	1	0
Forcible Rape	0	0	0	0	0	0
Forcible Sodomy	0	0	0	0	0	0
Sexual Assault W/Object	0	0	0	0	0	0
Forcible Fondling	0	0	0	0	0	0
Incest	0	0	0	0	0	0
Statutory Rape	0	0	2	2	2	0
Kidnapping/Abduction	0	0	0	0	0	0
Commercial Sex Acts	0	0	0	0	0	0
Involuntary Servitude	0	0	0	0	0	0
Total	6	5	1	0	0	0
Group B Arrests						
Offense	Adult	Juvenile				
Bad Checks	0	0	0	0	0	0
Curfew/Vagrancy	0	0	0	0	0	0
Disorderly Conduct	4	0	0	0	0	0
DUI	44	0	0	0	0	0
Drunkenness	22	0	0	0	0	0
Family-Non Violent	2	0	0	0	0	0
Liquor Law Violations	2	0	0	0	0	0
Peeping Tom	0	0	0	0	0	0
Trespass	0	0	0	0	0	0
All Other Offenses	13	0	0	0	0	0
Total Group B	87	0	0	0	0	0
Crimes Against Society						
Animal Cruelty			0	0	0	0
Drug/Narcotic Violations			25	25	25	0
Drug/Narcotic Equipment Violations			27	27	3	0
Gambling - Betting/Wagering			0	0	0	0
Gambling - Operating/Promoting			0	0	0	0
Gambling - Equipment Violations			0	0	0	0
Gambling - Sports Tampering			0	0	0	0
Pornography/Obscene Material			0	0	0	0
Prostitution			0	0	0	0
Prostitution Assisting/Promoting			0	0	0	0
Purchasing Prostitution			0	0	0	0
Weapon Law Violations			0	0	0	0
Total Group A Offenses			121	81	55	0

Crime in Tennessee 2022

(*) Offenses are counted using the FBI Units of Count for Crime

(**) The 'Arrests' column shows arrests made for incidents during the selected period, regardless of arrest date. Arrest counts for the same period may change over time.

Estill Springs Police Department - NIBRS Agency Crime Overview - 2022

2022 Population Estimate		2,266		Offenses (*)		Arrests (**)		
Offense Overview		Group A Offenses		Reported	Cleared	Adult	Juvenile	
Offense Total	147	Crimes Against Persons						
Number Cleared	64	Murder		0	0	0	0	
Percent Cleared	43.54%	Negligent Manslaughter		0	0	0	0	
Group A Crimes per 100,000 population	6,487.2	Negligent Vehicular Manslaughter		0	0	0	0	
		Kidnapping/Abduction		0	0	0	0	
		Forcible Rape		0	0	0	0	
		Forcible Sodomy		0	0	0	0	
		Sexual Assault W/Object		0	0	0	0	
		Forcible Fondling		0	0	0	0	
		Incest		0	0	0	0	
		Statutory Rape		0	0	0	0	
		Aggravated Assault		12	6	3	0	
		Simple Assault		37	19	9	1	
		Intimidation		10	2	1	0	
		Stalking		0	0	0	0	
		Commercial Sex Acts		0	0	0	0	
		Involuntary Servitude		0	0	0	0	
		Crimes Against Property						
		Arson		0	0	0	0	
		Bribery		0	0	0	0	
		Burglary		6	0	0	0	
		Counterfeiting/Forgery		0	0	0	0	
		Destruction/Damage/Vandalism		15	2	1	0	
		Embezzlement		0	0	0	0	
		Extortion/Blackmail		0	0	0	0	
		Fraud - False Pretenses		1	0	0	0	
		Fraud - Credit Card/ATM		0	0	0	0	
		Fraud - Impersonation		0	0	0	0	
		Fraud - Welfare		0	0	0	0	
		Fraud - Wire		2	0	0	0	
		Fraud - Identity Theft		0	0	0	0	
		Fraud - Computer Hacking/Invasion		0	0	0	0	
		Robbery		1	0	0	0	
		Theft - Pocket-picking		0	0	0	0	
		Theft - Purse Snatching		0	0	0	0	
		Theft - Shoplifting		1	0	0	0	
		Theft From Building		4	1	0	0	
		Theft From Coin Machine		0	0	0	0	
		Theft From Motor Vehicle		6	0	0	0	
		Theft of Motor Vehicle Parts		1	0	0	0	
		Theft - All Other Larceny		5	0	0	0	
		Motor Vehicle Theft		2	0	0	0	
		Stolen Property Offenses		0	0	0	0	
		Crimes Against Society						
		Animal Cruelty		0	0	0	0	
		Drug/Narcotic Violations		26	20	22	2	
		Drug/Narcotic Equipment Violations		16	14	2	0	
		Gambling - Betting/Wagering		0	0	0	0	
		Gambling - Operating/Promoting		0	0	0	0	
		Gambling - Equipment Violations		0	0	0	0	
		Gambling - Sports Tampering		0	0	0	0	
		Pornography/Obscene Material		0	0	0	0	
		Prostitution		1	0	0	0	
		Prostitution Assisting/Promoting		0	0	0	0	
		Purchasing Prostitution		0	0	0	0	
		Weapon Law Violations		1	0	0	0	
		Total Group A Offenses		147	64	38	3	
Domestic Violence Victims								
Offense	Reported	Cleared						
Murder	0	0						
Aggravated Assault	3	3						
Simple Assault	8	5						
Intimidation	2	0						
Stalking	0	0						
Forcible Rape	0	0						
Forcible Sodomy	0	0						
Sexual Assault W/Object	0	0						
Forcible Fondling	0	0						
Incest	0	0						
Statutory Rape	0	0						
Kidnapping/Abduction	0	0						
Commercial Sex Acts	0	0						
Involuntary Servitude	0	0						
Total	13	8						
Group B Arrests								
Offense	Adult	Juvenile						
Bad Checks	0	0						
Curfew/Vagrancy	0	0						
Disorderly Conduct	0	0						
DUI	13	1						
Drunkenness	5	0						
Family-Non Violent	1	0						
Liquor Law Violations	0	1						
Peeping Tom	0	0						
Trespass	0	0						
All Other Offenses	5	0						
Total Group B	24	2						

Crime in Tennessee 2022

(*) Offenses are counted using the FBI Units of Count for Crime

(**) The 'Arrests' column shows arrests made for incidents during the selected period, regardless of arrest date. Arrest counts for the same period may change over time.

Ethridge Police Department - NIBRS Agency Crime Overview - 2022

2022 Population Estimate		548		Offenses (*)		Arrests (**)	
Offense Overview		Group A Offenses		Reported	Cleared	Adult	Juvenile
Offense Total		26	Crimes Against Persons				
Number Cleared		12	Murder	0	0	0	0
Percent Cleared		46.15%	Negligent Manslaughter	0	0	0	0
Group A Crimes per 100,000 population		4,744.5	Negligent Vehicular Manslaughter	0	0	0	0
			Kidnapping/Abduction	0	0	0	0
			Forcible Rape	1	0	0	0
			Forcible Sodomy	0	0	0	0
			Sexual Assault W/Object	0	0	0	0
			Forcible Fondling	0	0	0	0
Arrest Overview			Incest	0	0	0	0
Total Arrests		6	Statutory Rape	0	0	0	0
Adult Arrests		6	Aggravated Assault	2	1	1	0
Juvenile Arrests		0	Simple Assault	1	0	0	0
Unknown Age		0	Intimidation	1	0	0	0
Arrests per 100,000 population		1,094.9	Stalking	0	0	0	0
			Commercial Sex Acts	0	0	0	0
			Involuntary Servitude	0	0	0	0
Average number offenses/incident		1.63	Crimes Against Property				
Domestic Violence Victims			Arson	0	0	0	0
Offense	Reported	Cleared	Bribery	0	0	0	0
Murder	0	0	Burglary	2	0	0	0
Aggravated Assault	2	1	Counterfeiting/Forgery	0	0	0	0
Simple Assault	0	0	Destruction/Damage/Vandalism	1	0	0	0
Intimidation	0	0	Embezzlement	0	0	0	0
Stalking	0	0	Extortion/Blackmail	0	0	0	0
Forcible Rape	1	0	Fraud - False Pretenses	0	0	0	0
Forcible Sodomy	0	0	Fraud - Credit Card/ATM	0	0	0	0
Sexual Assault W/Object	0	0	Fraud - Impersonation	0	0	0	0
Forcible Fondling	0	0	Fraud - Welfare	0	0	0	0
Incest	0	0	Fraud - Wire	0	0	0	0
Statutory Rape	0	0	Fraud - Identity Theft	0	0	0	0
Kidnapping/Abduction	0	0	Fraud - Computer Hacking/Invasion	0	0	0	0
Commercial Sex Acts	0	0	Robbery	0	0	0	0
Involuntary Servitude	0	0	Theft - Pocket-picking	0	0	0	0
Total	3	1	Theft - Purse Snatching	0	0	0	0
			Theft - Shoplifting	0	0	0	0
			Theft From Building	0	0	0	0
Group B Arrests			Theft From Coin Machine	0	0	0	0
Offense	Adult	Juvenile	Theft From Motor Vehicle	0	0	0	0
Bad Checks	0	0	Theft of Motor Vehicle Parts	1	0	0	0
Curfew/Vagrancy	0	0	Theft - All Other Larceny	2	0	0	0
Disorderly Conduct	0	0	Motor Vehicle Theft	1	1	0	0
DUI	0	0	Stolen Property Offenses	0	0	0	0
Drunkenness	0	0	Crimes Against Society				
Family-Non Violent	0	0	Animal Cruelty	0	0	0	0
Liquor Law Violations	0	0	Drug/Narcotic Violations	7	5	4	0
Peeping Tom	0	0	Drug/Narcotic Equipment Violations	6	4	1	0
Trespass	0	0	Gambling - Betting/Wagering	0	0	0	0
All Other Offenses	0	0	Gambling - Operating/Promoting	0	0	0	0
Total Group B	0	0	Gambling - Equipment Violations	0	0	0	0
			Gambling - Sports Tampering	0	0	0	0
			Pornography/Obscene Material	0	0	0	0
			Prostitution	0	0	0	0
			Prostitution Assisting/Promoting	0	0	0	0
			Purchasing Prostitution	0	0	0	0
			Weapon Law Violations	1	1	0	0
			Total Group A Offenses	26	12	6	0

Crime in Tennessee 2022

(*) Offenses are counted using the FBI Units of Count for Crime

(**) The 'Arrests' column shows arrests made for incidents during the selected period, regardless of arrest date. Arrest counts for the same period may change over time.

Etowah Police Department - NIBRS Agency Crime Overview - 2022

2022 Population Estimate		3,668		Offenses (*)		Arrests (**)		
Offense Overview		Group A Offenses		Reported	Cleared	Adult	Juvenile	
Offense Total	343	Crimes Against Persons						
Number Cleared	256	Murder		0	0	0	0	
Percent Cleared	74.64%	Negligent Manslaughter		0	0	0	0	
Group A Crimes per 100,000 population	9,351.1	Negligent Vehicular Manslaughter		0	0	0	0	
		Kidnapping/Abduction		1	1	0	0	
		Forcible Rape		1	0	0	0	
		Forcible Sodomy		1	1	0	1	
		Sexual Assault W/Object		0	0	0	0	
		Forcible Fondling		1	0	0	0	
		Incest		0	0	0	0	
		Statutory Rape		0	0	0	0	
		Aggravated Assault		13	10	8	0	
		Simple Assault		33	23	17	3	
		Intimidation		2	2	1	0	
		Stalking		0	0	0	0	
		Commercial Sex Acts		0	0	0	0	
		Involuntary Servitude		0	0	0	0	
		Crimes Against Property						
		Arson		0	0	0	0	
		Bribery		0	0	0	0	
		Burglary		1	0	0	0	
		Counterfeiting/Forgery		2	2	1	0	
		Destruction/Damage/Vandalism		22	11	5	2	
		Embezzlement		0	0	0	0	
		Extortion/Blackmail		0	0	0	0	
		Fraud - False Pretenses		0	0	0	0	
		Fraud - Credit Card/ATM		2	0	0	0	
		Fraud - Impersonation		5	5	3	0	
		Fraud - Welfare		0	0	0	0	
		Fraud - Wire		0	0	0	0	
		Fraud - Identity Theft		0	0	0	0	
		Fraud - Computer Hacking/Invasion		0	0	0	0	
		Robbery		0	0	0	0	
		Theft - Pocket-picking		0	0	0	0	
		Theft - Purse Snatching		0	0	0	0	
		Theft - Shoplifting		7	5	4	0	
		Theft From Building		4	2	1	0	
		Theft From Coin Machine		1	1	1	0	
		Theft From Motor Vehicle		3	1	1	0	
		Theft of Motor Vehicle Parts		7	2	3	0	
		Theft - All Other Larceny		21	7	2	0	
		Motor Vehicle Theft		6	3	3	0	
		Stolen Property Offenses		0	0	0	0	
		Crimes Against Society						
		Animal Cruelty		0	0	0	0	
		Drug/Narcotic Violations		121	100	110	1	
		Drug/Narcotic Equipment Violations		81	75	25	0	
		Gambling - Betting/Wagering		0	0	0	0	
		Gambling - Operating/Promoting		0	0	0	0	
		Gambling - Equipment Violations		0	0	0	0	
		Gambling - Sports Tampering		0	0	0	0	
		Pornography/Obscene Material		1	0	0	0	
		Prostitution		0	0	0	0	
		Prostitution Assisting/Promoting		0	0	0	0	
		Purchasing Prostitution		0	0	0	0	
		Weapon Law Violations		7	5	1	1	
		Total Group A Offenses		343	256	186	8	
Domestic Violence Victims								
Offense	Reported	Cleared						
Murder	0	0						
Aggravated Assault	8	8						
Simple Assault	20	17						
Intimidation	1	1						
Stalking	0	0						
Forcible Rape	0	0						
Forcible Sodomy	1	1						
Sexual Assault W/Object	0	0						
Forcible Fondling	1	0						
Incest	0	0						
Statutory Rape	0	0						
Kidnapping/Abduction	1	1						
Commercial Sex Acts	0	0						
Involuntary Servitude	0	0						
Total	32	28						
Group B Arrests								
Offense	Adult	Juvenile						
Bad Checks	0	0						
Curfew/Vagrancy	0	0						
Disorderly Conduct	2	0						
DUI	22	0						
Drunkenness	8	0						
Family-Non Violent	0	0						
Liquor Law Violations	0	0						
Peeping Tom	0	0						
Trespass	4	0						
All Other Offenses	5	0						
Total Group B	41	0						

Crime in Tennessee 2022

(*) Offenses are counted using the FBI Units of Count for Crime

(**) The 'Arrests' column shows arrests made for incidents during the selected period, regardless of arrest date. Arrest counts for the same period may change over time.

Fairview Police Department - NIBRS Agency Crime Overview - 2022

2022 Population Estimate		9,844		Offenses (*)		Arrests (**)		
Offense Overview				Reported	Cleared	Adult	Juvenile	
Offense Total		421		Group A Offenses				
Number Cleared		279		Crimes Against Persons				
Percent Cleared		66.27%		Murder	1	1	1	0
Group A Crimes per 100,000 population		4,276.7		Negligent Manslaughter	0	0	0	0
				Negligent Vehicular Manslaughter	0	0	0	0
				Kidnapping/Abduction	1	1	1	0
				Forcible Rape	3	1	0	1
				Forcible Sodomy	0	0	0	0
				Sexual Assault W/Object	0	0	0	0
				Forcible Fondling	0	0	0	0
Arrest Overview				Incest	0	0	0	0
Total Arrests		487		Statutory Rape	0	0	0	0
Adult Arrests		466		Aggravated Assault	13	6	4	0
Juvenile Arrests		21		Simple Assault	47	30	17	2
Unknown Age		0		Intimidation	27	4	3	0
Arrests per 100,000 population		4,947.2		Stalking	1	0	0	0
				Commercial Sex Acts	0	0	0	0
				Involuntary Servitude	0	0	0	0
Average number offenses/incident		1.37		Crimes Against Property				
				Arson	0	0	0	0
				Bribery	0	0	0	0
				Burglary	7	3	3	0
				Counterfeiting/Forgery	2	0	0	0
				Destruction/Damage/Vandalism	26	6	1	8
				Embezzlement	3	2	0	0
				Extortion/Blackmail	2	0	0	0
				Fraud - False Pretenses	7	0	0	0
				Fraud - Credit Card/ATM	13	1	1	0
				Fraud - Impersonation	4	3	3	0
				Fraud - Welfare	0	0	0	0
				Fraud - Wire	1	0	0	0
				Fraud - Identity Theft	3	0	0	0
				Fraud - Computer Hacking/Invasion	0	0	0	0
				Robbery	1	1	1	0
				Theft - Pocket-picking	0	0	0	0
				Theft - Purse Snatching	0	0	0	0
				Theft - Shoplifting	15	13	14	0
				Theft From Building	9	2	2	0
				Theft From Coin Machine	0	0	0	0
				Theft From Motor Vehicle	5	0	1	0
				Theft of Motor Vehicle Parts	1	0	0	0
				Theft - All Other Larceny	7	3	3	0
				Motor Vehicle Theft	7	3	3	0
				Stolen Property Offenses	4	4	2	0
				Crimes Against Society				
				Animal Cruelty	0	0	0	0
				Drug/Narcotic Violations	111	103	102	1
				Drug/Narcotic Equipment Violations	90	85	27	0
				Gambling - Betting/Wagering	0	0	0	0
				Gambling - Operating/Promoting	0	0	0	0
				Gambling - Equipment Violations	0	0	0	0
				Gambling - Sports Tampering	0	0	0	0
				Pornography/Obscene Material	1	0	0	0
				Prostitution	0	0	0	0
				Prostitution Assisting/Promoting	0	0	0	0
				Purchasing Prostitution	0	0	0	0
				Weapon Law Violations	9	7	2	0
				Total Group A Offenses	421	279	191	12
				Domestic Violence Victims				
				Offense	Reported	Cleared		
				Murder	1	1		
				Aggravated Assault	1	1		
				Simple Assault	28	21		
				Intimidation	1	0		
				Stalking	0	0		
				Forcible Rape	1	1		
				Forcible Sodomy	0	0		
				Sexual Assault W/Object	0	0		
				Forcible Fondling	0	0		
				Incest	0	0		
				Statutory Rape	0	0		
				Kidnapping/Abduction	1	1		
				Commercial Sex Acts	0	0		
				Involuntary Servitude	0	0		
				Total	33	25		
				Group B Arrests				
				Offense	Adult	Juvenile		
				Bad Checks	0	0		
				Curfew/Vagrancy	0	0		
				Disorderly Conduct	2	1		
				DUI	21	0		
				Drunkenness	7	0		
				Family-Non Violent	0	0		
				Liquor Law Violations	2	1		
				Peeping Tom	0	0		
				Trespass	6	0		
				All Other Offenses	237	7		
				Total Group B	275	9		

Crime in Tennessee 2022

(*) Offenses are counted using the FBI Units of Count for Crime

(**) The 'Arrests' column shows arrests made for incidents during the selected period, regardless of arrest date. Arrest counts for the same period may change over time.

Fayetteville Police Department - NIBRS Agency Crime Overview - 2022

2022 Population Estimate		6,942		Offenses (*)		Arrests (**)		
Offense Overview		Group A Offenses		Reported	Cleared	Adult	Juvenile	
Offense Total	838	Crimes Against Persons						
Number Cleared	405	Murder		3	0	0	0	
Percent Cleared	48.33%	Negligent Manslaughter		0	0	0	0	
Group A Crimes per 100,000 population	12,071.4	Negligent Vehicular Manslaughter		0	0	0	0	
		Kidnapping/Abduction		2	2	2	0	
		Forcible Rape		2	0	0	0	
		Forcible Sodomy		1	0	0	0	
		Sexual Assault W/Object		1	1	1	0	
		Forcible Fondling		15	0	0	0	
		Incest		0	0	0	0	
		Statutory Rape		0	0	0	0	
		Aggravated Assault		76	48	21	4	
		Simple Assault		136	110	61	27	
		Intimidation		67	10	3	2	
		Stalking		6	2	1	0	
		Commercial Sex Acts		0	0	0	0	
		Involuntary Servitude		0	0	0	0	
		Crimes Against Property						
		Arson		0	0	0	0	
		Bribery		0	0	0	0	
		Burglary		28	9	5	5	
		Counterfeiting/Forgery		15	7	6	0	
		Destruction/Damage/Vandalism		102	23	4	5	
		Embezzlement		2	1	1	0	
		Extortion/Blackmail		2	0	0	0	
		Fraud - False Pretenses		42	14	7	0	
		Fraud - Credit Card/ATM		14	1	0	0	
		Fraud - Impersonation		7	1	0	0	
		Fraud - Welfare		0	0	0	0	
		Fraud - Wire		0	0	0	0	
		Fraud - Identity Theft		1	0	0	1	
		Fraud - Computer Hacking/Invasion		0	0	0	0	
		Robbery		3	0	0	0	
		Theft - Pocket-picking		0	0	0	0	
		Theft - Purse Snatching		0	0	0	0	
		Theft - Shoplifting		49	28	26	4	
		Theft From Building		47	7	1	5	
		Theft From Coin Machine		0	0	0	0	
		Theft From Motor Vehicle		24	4	4	0	
		Theft of Motor Vehicle Parts		14	0	0	0	
		Theft - All Other Larceny		29	3	2	2	
		Motor Vehicle Theft		16	9	4	1	
		Stolen Property Offenses		1	1	1	1	
		Crimes Against Society						
		Animal Cruelty		4	2	2	0	
		Drug/Narcotic Violations		74	71	65	4	
		Drug/Narcotic Equipment Violations		43	42	9	0	
		Gambling - Betting/Wagering		0	0	0	0	
		Gambling - Operating/Promoting		0	0	0	0	
		Gambling - Equipment Violations		0	0	0	0	
		Gambling - Sports Tampering		0	0	0	0	
		Pornography/Obscene Material		0	0	0	0	
		Prostitution		0	0	0	0	
		Prostitution Assisting/Promoting		0	0	0	0	
		Purchasing Prostitution		0	0	0	0	
		Weapon Law Violations		12	9	0	1	
		Total Group A Offenses		838	405	226	62	
Domestic Violence Victims								
Offense	Reported	Cleared						
Murder	0	0						
Aggravated Assault	25	18						
Simple Assault	71	58						
Intimidation	5	1						
Stalking	2	1						
Forcible Rape	0	0						
Forcible Sodomy	0	0						
Sexual Assault W/Object	0	0						
Forcible Fondling	1	0						
Incest	0	0						
Statutory Rape	0	0						
Kidnapping/Abduction	2	2						
Commercial Sex Acts	0	0						
Involuntary Servitude	0	0						
Total	106	80						
Group B Arrests								
Offense	Adult	Juvenile						
Bad Checks	0	0						
Curfew/Vagrancy	0	4						
Disorderly Conduct	8	29						
DUI	29	0						
Drunkenness	22	0						
Family-Non Violent	0	0						
Liquor Law Violations	1	0						
Peeping Tom	0	0						
Trespass	19	1						
All Other Offenses	77	16						
Total Group B	156	50						

Crime in Tennessee 2022

(*) Offenses are counted using the FBI Units of Count for Crime

(**) The 'Arrests' column shows arrests made for incidents during the selected period, regardless of arrest date. Arrest counts for the same period may change over time.

Franklin Police Department - NIBRS Agency Crime Overview - 2022

2022 Population Estimate		87,081		Offenses (*)		Arrests (**)		
Offense Overview		Group A Offenses		Reported	Cleared	Adult	Juvenile	
Offense Total	2,993	Crimes Against Persons						
Number Cleared	1,011	Murder		0	0	0	0	
Percent Cleared	33.78%	Negligent Manslaughter		0	0	0	0	
Group A Crimes per 100,000 population	3,437.0	Negligent Vehicular Manslaughter		0	0	0	0	
		Kidnapping/Abduction		21	10	8	1	
		Forcible Rape		14	1	0	0	
		Forcible Sodomy		1	0	0	0	
		Sexual Assault W/Object		4	1	0	0	
		Forcible Fondling		31	6	1	0	
		Incest		0	0	0	0	
		Statutory Rape		3	2	0	0	
		Aggravated Assault		143	87	53	5	
		Simple Assault		411	164	107	26	
		Intimidation		114	18	12	0	
		Stalking		26	1	0	0	
		Commercial Sex Acts		1	0	0	0	
		Involuntary Servitude		0	0	0	0	
		Crimes Against Property						
		Arson		0	0	0	0	
		Bribery		0	0	0	0	
		Burglary		63	9	8	0	
		Counterfeiting/Forgery		47	12	14	1	
		Destruction/Damage/Vandalism		168	26	9	3	
		Embezzlement		41	9	8	0	
		Extortion/Blackmail		24	0	0	0	
		Fraud - False Pretenses		287	46	29	0	
		Fraud - Credit Card/ATM		93	8	4	1	
		Fraud - Impersonation		17	8	2	0	
		Fraud - Welfare		0	0	0	0	
		Fraud - Wire		1	0	0	0	
		Fraud - Identity Theft		2	0	0	0	
		Fraud - Computer Hacking/Invasion		0	0	0	0	
		Robbery		9	4	1	1	
		Theft - Pocket-picking		2	0	2	0	
		Theft - Purse Snatching		0	0	0	0	
		Theft - Shoplifting		265	120	139	33	
		Theft From Building		160	11	5	1	
		Theft From Coin Machine		7	0	0	0	
		Theft From Motor Vehicle		141	16	8	3	
		Theft of Motor Vehicle Parts		77	1	0	0	
		Theft - All Other Larceny		96	10	9	0	
		Motor Vehicle Theft		68	18	12	5	
		Stolen Property Offenses		23	14	18	1	
		Crimes Against Society						
		Animal Cruelty		0	0	0	0	
		Drug/Narcotic Violations		356	233	217	21	
		Drug/Narcotic Equipment Violations		221	140	26	6	
		Gambling - Betting/Wagering		0	0	0	0	
		Gambling - Operating/Promoting		0	0	0	0	
		Gambling - Equipment Violations		0	0	0	0	
		Gambling - Sports Tampering		0	0	0	0	
		Pornography/Obscene Material		10	3	2	0	
		Prostitution		4	3	0	0	
		Prostitution Assisting/Promoting		1	0	0	0	
		Purchasing Prostitution		0	0	0	0	
		Weapon Law Violations		41	30	11	1	
		Total Group A Offenses		2,993	1,011	705	109	
Domestic Violence Victims								
Offense	Reported	Cleared						
Murder	0	0						
Aggravated Assault	37	25						
Simple Assault	244	123						
Intimidation	32	10						
Stalking	13	1						
Forcible Rape	1	0						
Forcible Sodomy	0	0						
Sexual Assault W/Object	1	0						
Forcible Fondling	7	2						
Incest	0	0						
Statutory Rape	2	1						
Kidnapping/Abduction	18	7						
Commercial Sex Acts	0	0						
Involuntary Servitude	0	0						
Total	355	169						
Group B Arrests								
Offense	Adult	Juvenile						
Bad Checks	0	0						
Curfew/Vagrancy	0	10						
Disorderly Conduct	39	17						
DUI	433	4						
Drunkenness	81	3						
Family-Non Violent	1	0						
Liquor Law Violations	8	5						
Peeping Tom	1	0						
Trespass	18	0						
All Other Offenses	97	8						
Total Group B	678	47						

Crime in Tennessee 2022

(*) Offenses are counted using the FBI Units of Count for Crime

(**) The 'Arrests' column shows arrests made for incidents during the selected period, regardless of arrest date. Arrest counts for the same period may change over time.

Friendship Police Department - NIBRS Agency Crime Overview - 2022

2022 Population Estimate		621	Offenses (*)		Arrests (**)	
Offense Overview			Reported	Cleared	Adult	Juvenile
Group A Offenses						
Crimes Against Persons						
Offense Total	59	Murder	0	0	0	0
Number Cleared	13	Negligent Manslaughter	0	0	0	0
Percent Cleared	22.03%	Negligent Vehicular Manslaughter	0	0	0	0
Group A Crimes per 100,000 population	9,500.8	Kidnapping/Abduction	2	2	1	0
		Forcible Rape	1	0	0	0
		Forcible Sodomy	0	0	0	0
		Sexual Assault W/Object	0	0	0	0
		Forcible Fondling	0	0	0	0
		Incest	0	0	0	0
		Statutory Rape	0	0	0	0
		Aggravated Assault	2	2	2	0
		Simple Assault	7	5	4	0
		Intimidation	9	0	0	0
		Stalking	0	0	0	0
		Commercial Sex Acts	0	0	0	0
		Involuntary Servitude	0	0	0	0
		Crimes Against Property				
		Arson	0	0	0	0
		Bribery	0	0	0	0
		Burglary	8	1	0	1
		Counterfeiting/Forgery	0	0	0	0
		Destruction/Damage/Vandalism	2	0	0	0
		Embezzlement	0	0	0	0
		Extortion/Blackmail	0	0	0	0
		Fraud - False Pretenses	0	0	0	0
		Fraud - Credit Card/ATM	0	0	0	0
		Fraud - Impersonation	1	1	2	0
		Fraud - Welfare	0	0	0	0
		Fraud - Wire	0	0	0	0
		Fraud - Identity Theft	0	0	0	0
		Fraud - Computer Hacking/Invasion	0	0	0	0
		Robbery	0	0	0	0
		Theft - Pocket-picking	0	0	0	0
		Theft - Purse Snatching	0	0	0	0
		Theft - Shoplifting	2	0	0	0
		Theft From Building	5	0	0	0
		Theft From Coin Machine	0	0	0	0
		Theft From Motor Vehicle	5	0	0	0
		Theft of Motor Vehicle Parts	3	0	0	0
		Theft - All Other Larceny	6	0	0	0
		Motor Vehicle Theft	4	0	0	0
		Stolen Property Offenses	0	0	0	0
		Crimes Against Society				
		Animal Cruelty	0	0	0	0
		Drug/Narcotic Violations	1	1	1	0
		Drug/Narcotic Equipment Violations	0	0	0	0
		Gambling - Betting/Wagering	0	0	0	0
		Gambling - Operating/Promoting	0	0	0	0
		Gambling - Equipment Violations	0	0	0	0
		Gambling - Sports Tampering	0	0	0	0
		Pornography/Obscene Material	0	0	0	0
		Prostitution	0	0	0	0
		Prostitution Assisting/Promoting	0	0	0	0
		Purchasing Prostitution	0	0	0	0
		Weapon Law Violations	1	1	1	0
		Total Group A Offenses	59	13	11	1
Domestic Violence Victims						
Offense	Reported	Cleared				
Murder	0	0				
Aggravated Assault	2	2				
Simple Assault	3	3				
Intimidation	0	0				
Stalking	0	0				
Forcible Rape	0	0				
Forcible Sodomy	0	0				
Sexual Assault W/Object	0	0				
Forcible Fondling	0	0				
Incest	0	0				
Statutory Rape	0	0				
Kidnapping/Abduction	2	2				
Commercial Sex Acts	0	0				
Involuntary Servitude	0	0				
Total	7	7				
Group B Arrests						
Offense	Adult	Juvenile				
Bad Checks	0	0				
Curfew/Vagrancy	0	0				
Disorderly Conduct	0	0				
DUI	0	0				
Drunkenness	1	0				
Family-Non Violent	0	0				
Liquor Law Violations	0	0				
Peeping Tom	0	0				
Trespass	0	0				
All Other Offenses	0	0				
Total Group B	1	0				

Crime in Tennessee 2022

(*) Offenses are counted using the FBI Units of Count for Crime

(**) The 'Arrests' column shows arrests made for incidents during the selected period, regardless of arrest date. Arrest counts for the same period may change over time.

Gadsden Police Department - NIBRS Agency Crime Overview - 2022

2022 Population Estimate		479	Offenses (*)		Arrests (**)	
Offense Overview			Reported	Cleared	Adult	Juvenile
Group A Offenses						
Crimes Against Persons						
Offense Total	13	Murder	0	0	0	0
Number Cleared	8	Negligent Manslaughter	0	0	0	0
Percent Cleared	61.54%	Negligent Vehicular Manslaughter	0	0	0	0
Group A Crimes per 100,000 population	2,714.0	Kidnapping/Abduction	0	0	0	0
		Forcible Rape	0	0	0	0
		Forcible Sodomy	0	0	0	0
		Sexual Assault W/Object	0	0	0	0
		Forcible Fondling	0	0	0	0
		Incest	0	0	0	0
		Statutory Rape	0	0	0	0
		Aggravated Assault	0	0	0	0
		Simple Assault	4	3	3	0
		Intimidation	0	0	0	0
		Stalking	0	0	0	0
		Commercial Sex Acts	0	0	0	0
		Involuntary Servitude	0	0	0	0
		Crimes Against Property				
		Arson	0	0	0	0
		Bribery	0	0	0	0
		Burglary	1	0	0	0
		Counterfeiting/Forgery	0	0	0	0
		Destruction/Damage/Vandalism	3	1	2	0
		Embezzlement	0	0	0	0
		Extortion/Blackmail	0	0	0	0
		Fraud - False Pretenses	0	0	0	0
		Fraud - Credit Card/ATM	0	0	0	0
		Fraud - Impersonation	0	0	0	0
		Fraud - Welfare	0	0	0	0
		Fraud - Wire	0	0	0	0
		Fraud - Identity Theft	0	0	0	0
		Fraud - Computer Hacking/Invasion	0	0	0	0
		Robbery	0	0	0	0
		Theft - Pocket-picking	0	0	0	0
		Theft - Purse Snatching	0	0	0	0
		Theft - Shoplifting	0	0	0	0
		Theft From Building	0	0	0	0
		Theft From Coin Machine	0	0	0	0
		Theft From Motor Vehicle	0	0	0	0
		Theft of Motor Vehicle Parts	0	0	0	0
		Theft - All Other Larceny	0	0	0	0
		Motor Vehicle Theft	1	0	0	0
		Stolen Property Offenses	0	0	0	0
		Crimes Against Society				
		Animal Cruelty	0	0	0	0
		Drug/Narcotic Violations	2	2	2	0
		Drug/Narcotic Equipment Violations	1	1	0	0
		Gambling - Betting/Wagering	0	0	0	0
		Gambling - Operating/Promoting	0	0	0	0
		Gambling - Equipment Violations	0	0	0	0
		Gambling - Sports Tampering	0	0	0	0
		Pornography/Obscene Material	0	0	0	0
		Prostitution	0	0	0	0
		Prostitution Assisting/Promoting	0	0	0	0
		Purchasing Prostitution	0	0	0	0
		Weapon Law Violations	1	1	0	0
		Total Group A Offenses	13	8	7	0
Domestic Violence Victims						
Offense	Reported	Cleared				
Murder	0	0				
Aggravated Assault	0	0				
Simple Assault	3	2				
Intimidation	0	0				
Stalking	0	0				
Forcible Rape	0	0				
Forcible Sodomy	0	0				
Sexual Assault W/Object	0	0				
Forcible Fondling	0	0				
Incest	0	0				
Statutory Rape	0	0				
Kidnapping/Abduction	0	0				
Commercial Sex Acts	0	0				
Involuntary Servitude	0	0				
Total	3	2				
Group B Arrests						
Offense	Adult	Juvenile				
Bad Checks	0	0				
Curfew/Vagrancy	0	0				
Disorderly Conduct	0	0				
DUI	0	0				
Drunkenness	0	0				
Family-Non Violent	0	0				
Liquor Law Violations	0	0				
Peeping Tom	0	0				
Trespass	0	0				
All Other Offenses	0	0				
Total Group B	0	0				

Crime in Tennessee 2022

(*) Offenses are counted using the FBI Units of Count for Crime

(**) The 'Arrests' column shows arrests made for incidents during the selected period, regardless of arrest date. Arrest counts for the same period may change over time.

Gainesboro Police Department - NIBRS Agency Crime Overview - 2022

2022 Population Estimate		913	Offenses (*)		Arrests (**)	
Offense Overview			Reported	Cleared	Adult	Juvenile
Group A Offenses						
Crimes Against Persons						
Offense Total	48	Murder	0	0	0	0
Number Cleared	43	Negligent Manslaughter	0	0	0	0
Percent Cleared	89.58%	Negligent Vehicular Manslaughter	0	0	0	0
Group A Crimes per 100,000 population	5,257.4	Kidnapping/Abduction	0	0	0	0
		Forcible Rape	0	0	0	0
		Forcible Sodomy	0	0	0	0
		Sexual Assault W/Object	0	0	0	0
		Forcible Fondling	0	0	0	0
		Incest	0	0	0	0
		Statutory Rape	0	0	0	0
		Aggravated Assault	1	1	1	0
		Simple Assault	2	2	2	0
		Intimidation	0	0	0	0
		Stalking	0	0	0	0
		Commercial Sex Acts	0	0	0	0
		Involuntary Servitude	0	0	0	0
		Crimes Against Property				
		Arson	0	0	0	0
		Bribery	0	0	0	0
		Burglary	1	0	0	0
		Counterfeiting/Forgery	0	0	0	0
		Destruction/Damage/Vandalism	3	1	0	0
		Embezzlement	0	0	0	0
		Extortion/Blackmail	0	0	0	0
		Fraud - False Pretenses	0	0	0	0
		Fraud - Credit Card/ATM	0	0	0	0
		Fraud - Impersonation	0	0	0	0
		Fraud - Welfare	0	0	0	0
		Fraud - Wire	0	0	0	0
		Fraud - Identity Theft	0	0	0	0
		Fraud - Computer Hacking/Invasion	0	0	0	0
		Robbery	0	0	0	0
		Theft - Pocket-picking	0	0	0	0
		Theft - Purse Snatching	0	0	0	0
		Theft - Shoplifting	0	0	0	0
		Theft From Building	0	0	0	0
		Theft From Coin Machine	0	0	0	0
		Theft From Motor Vehicle	1	1	0	0
		Theft of Motor Vehicle Parts	0	0	0	0
		Theft - All Other Larceny	0	0	0	0
		Motor Vehicle Theft	1	1	2	0
		Stolen Property Offenses	1	1	1	0
		Crimes Against Society				
		Animal Cruelty	0	0	0	0
		Drug/Narcotic Violations	21	20	23	0
		Drug/Narcotic Equipment Violations	15	14	1	0
		Gambling - Betting/Wagering	0	0	0	0
		Gambling - Operating/Promoting	0	0	0	0
		Gambling - Equipment Violations	0	0	0	0
		Gambling - Sports Tampering	0	0	0	0
		Pornography/Obscene Material	0	0	0	0
		Prostitution	0	0	0	0
		Prostitution Assisting/Promoting	0	0	0	0
		Purchasing Prostitution	0	0	0	0
		Weapon Law Violations	2	2	1	0
		Total Group A Offenses	48	43	31	0
Domestic Violence Victims						
Offense	Reported	Cleared				
Murder	0	0	Burglary	1	0	0
Aggravated Assault	0	0	Counterfeiting/Forgery	0	0	0
Simple Assault	0	0	Destruction/Damage/Vandalism	3	1	0
Intimidation	0	0	Embezzlement	0	0	0
Stalking	0	0	Extortion/Blackmail	0	0	0
Forcible Rape	0	0	Fraud - False Pretenses	0	0	0
Forcible Sodomy	0	0	Fraud - Credit Card/ATM	0	0	0
Sexual Assault W/Object	0	0	Fraud - Impersonation	0	0	0
Forcible Fondling	0	0	Fraud - Welfare	0	0	0
Incest	0	0	Fraud - Wire	0	0	0
Statutory Rape	0	0	Fraud - Identity Theft	0	0	0
Kidnapping/Abduction	0	0	Fraud - Computer Hacking/Invasion	0	0	0
Commercial Sex Acts	0	0	Robbery	0	0	0
Involuntary Servitude	0	0	Theft - Pocket-picking	0	0	0
Total	0	0	Theft - Purse Snatching	0	0	0
			Theft - Shoplifting	0	0	0
			Theft From Building	0	0	0
			Theft From Coin Machine	0	0	0
			Theft From Motor Vehicle	1	1	0
			Theft of Motor Vehicle Parts	0	0	0
			Theft - All Other Larceny	0	0	0
			Motor Vehicle Theft	1	1	2
			Stolen Property Offenses	1	1	1
			Crimes Against Society			
			Animal Cruelty	0	0	0
			Drug/Narcotic Violations	21	20	23
			Drug/Narcotic Equipment Violations	15	14	1
			Gambling - Betting/Wagering	0	0	0
			Gambling - Operating/Promoting	0	0	0
			Gambling - Equipment Violations	0	0	0
			Gambling - Sports Tampering	0	0	0
			Pornography/Obscene Material	0	0	0
			Prostitution	0	0	0
			Prostitution Assisting/Promoting	0	0	0
			Purchasing Prostitution	0	0	0
			Weapon Law Violations	2	2	1
			Total Group A Offenses	48	43	31
Group B Arrests						
Offense	Adult	Juvenile				
Bad Checks	0	0	Burglary	1	0	0
Curfew/Vagrancy	0	0	Counterfeiting/Forgery	0	0	0
Disorderly Conduct	0	0	Destruction/Damage/Vandalism	3	1	0
DUI	3	0	Embezzlement	0	0	0
Drunkenness	0	0	Extortion/Blackmail	0	0	0
Family-Non Violent	0	0	Fraud - False Pretenses	0	0	0
Liquor Law Violations	0	0	Fraud - Credit Card/ATM	0	0	0
Peeping Tom	0	0	Fraud - Impersonation	0	0	0
Trespass	3	0	Fraud - Welfare	0	0	0
All Other Offenses	11	0	Fraud - Wire	0	0	0
Total Group B	17	0	Fraud - Identity Theft	0	0	0

Crime in Tennessee 2022

(*) Offenses are counted using the FBI Units of Count for Crime

(**) The 'Arrests' column shows arrests made for incidents during the selected period, regardless of arrest date. Arrest counts for the same period may change over time.

Gallatin Police Department - NIBRS Agency Crime Overview - 2022

2022 Population Estimate		49,220		Offenses (*)		Arrests (**)		
Offense Overview		Group A Offenses		Reported	Cleared	Adult	Juvenile	
Offense Total	2,197	Crimes Against Persons						
Number Cleared	1,619	Murder		0	0	0	0	
Percent Cleared	73.69%	Negligent Manslaughter		0	0	0	0	
Group A Crimes per 100,000 population	4,463.6	Negligent Vehicular Manslaughter		0	0	0	0	
		Kidnapping/Abduction		8	8	8	0	
		Forcible Rape		10	5	1	0	
		Forcible Sodomy		1	0	0	0	
		Sexual Assault W/Object		0	0	0	0	
		Forcible Fondling		14	6	0	0	
		Incest		0	0	0	0	
		Statutory Rape		0	0	0	0	
		Aggravated Assault		103	82	68	4	
		Simple Assault		358	289	239	31	
		Intimidation		77	45	25	2	
		Stalking		5	0	0	0	
		Commercial Sex Acts		0	0	0	0	
		Involuntary Servitude		0	0	0	0	
		Crimes Against Property						
		Arson		1	1	1	0	
		Bribery		1	1	0	1	
		Burglary		35	8	6	3	
		Counterfeiting/Forgery		27	9	9	0	
		Destruction/Damage/Vandalism		105	55	27	17	
		Embezzlement		7	7	9	0	
		Extortion/Blackmail		6	2	0	0	
		Fraud - False Pretenses		46	18	5	0	
		Fraud - Credit Card/ATM		22	5	5	0	
		Fraud - Impersonation		16	15	13	0	
		Fraud - Welfare		0	0	0	0	
		Fraud - Wire		40	2	1	0	
		Fraud - Identity Theft		10	1	2	0	
		Fraud - Computer Hacking/Invasion		1	0	0	0	
		Robbery		10	5	3	2	
		Theft - Pocket-picking		0	0	0	0	
		Theft - Purse Snatching		0	0	0	0	
		Theft - Shoplifting		117	67	64	9	
		Theft From Building		55	24	19	0	
		Theft From Coin Machine		1	0	0	0	
		Theft From Motor Vehicle		36	14	8	3	
		Theft of Motor Vehicle Parts		11	1	0	0	
		Theft - All Other Larceny		52	20	19	2	
		Motor Vehicle Theft		30	9	6	1	
		Stolen Property Offenses		13	12	15	0	
		Crimes Against Society						
		Animal Cruelty		2	1	1	0	
		Drug/Narcotic Violations		459	427	422	26	
		Drug/Narcotic Equipment Violations		405	386	93	4	
		Gambling - Betting/Wagering		0	0	0	0	
		Gambling - Operating/Promoting		0	0	0	0	
		Gambling - Equipment Violations		0	0	0	0	
		Gambling - Sports Tampering		0	0	0	0	
		Pornography/Obscene Material		14	6	0	5	
		Prostitution		3	3	1	0	
		Prostitution Assisting/Promoting		0	0	0	0	
		Purchasing Prostitution		1	1	0	0	
		Weapon Law Violations		95	84	33	1	
		Total Group A Offenses		2,197	1,619	1,103	111	
Domestic Violence Victims								
Offense	Reported	Cleared						
Murder	0	0						
Aggravated Assault	39	34						
Simple Assault	266	230						
Intimidation	47	32						
Stalking	3	0						
Forcible Rape	7	4						
Forcible Sodomy	0	0						
Sexual Assault W/Object	0	0						
Forcible Fondling	5	1						
Incest	0	0						
Statutory Rape	0	0						
Kidnapping/Abduction	8	8						
Commercial Sex Acts	0	0						
Involuntary Servitude	0	0						
Total	375	309						
Group B Arrests								
Offense	Adult	Juvenile						
Bad Checks	0	0						
Curfew/Vagrancy	0	8						
Disorderly Conduct	76	1						
DUI	260	2						
Drunkenness	104	0						
Family-Non Violent	10	0						
Liquor Law Violations	28	25						
Peeping Tom	0	0						
Trespass	13	0						
All Other Offenses	371	12						
Total Group B	862	48						

Crime in Tennessee 2022

(*) Offenses are counted using the FBI Units of Count for Crime

(**) The 'Arrests' column shows arrests made for incidents during the selected period, regardless of arrest date. Arrest counts for the same period may change over time.

Gallaway Police Department - NIBRS Agency Crime Overview - 2022

2022 Population Estimate		502	Offenses (*)		Arrests (**)	
Offense Overview			Reported	Cleared	Adult	Juvenile
Group A Offenses						
Crimes Against Persons						
Offense Total	25		0	0	0	0
Number Cleared	2		0	0	0	0
Percent Cleared	8.00%		0	0	0	0
Group A Crimes per 100,000 population	4,980.1		0	0	0	0
Arrest Overview						
Total Arrests	3		0	0	0	0
Adult Arrests	3		0	0	0	0
Juvenile Arrests	0		4	1	1	0
Unknown Age	0		3	1	1	0
Arrests per 100,000 population	597.6		1	0	0	0
Average number offenses/incident	1.00		0	0	0	0
Crimes Against Property						
Domestic Violence Victims						
Offense	Reported	Cleared				
Murder	0	0	0	0	0	0
Aggravated Assault	2	0	0	0	0	0
Simple Assault	1	1	3	0	0	0
Intimidation	0	0	0	0	0	0
Stalking	0	0	0	0	0	0
Forcible Rape	0	0	1	0	0	0
Forcible Sodomy	0	0	2	0	0	0
Sexual Assault W/Object	0	0	0	0	0	0
Forcible Fondling	0	0	0	0	0	0
Incest	0	0	0	0	0	0
Statutory Rape	0	0	0	0	0	0
Kidnapping/Abduction	0	0	0	0	0	0
Commercial Sex Acts	0	0	0	0	0	0
Involuntary Servitude	0	0	0	0	0	0
Total	3	1	0	0	0	0
Group B Arrests						
Offense	Adult	Juvenile				
Bad Checks	0	0	0	0	0	0
Curfew/Vagrancy	0	0	1	0	0	0
Disorderly Conduct	0	0	7	0	0	0
DUI	1	0	1	0	0	0
Drunkenness	0	0	0	0	0	0
Family-Non Violent	0	0	0	0	0	0
Liquor Law Violations	0	0	0	0	0	0
Peeping Tom	0	0	0	0	0	0
Trespass	0	0	0	0	0	0
All Other Offenses	0	0	0	0	0	0
Total Group B	1	0	0	0	0	0
Crimes Against Society						
Animal Cruelty			0	0	0	0
Drug/Narcotic Violations			0	0	0	0
Drug/Narcotic Equipment Violations			0	0	0	0
Gambling - Betting/Wagering			0	0	0	0
Gambling - Operating/Promoting			0	0	0	0
Gambling - Equipment Violations			0	0	0	0
Gambling - Sports Tampering			0	0	0	0
Pornography/Obscene Material			0	0	0	0
Prostitution			0	0	0	0
Prostitution Assisting/Promoting			0	0	0	0
Purchasing Prostitution			0	0	0	0
Weapon Law Violations			0	0	0	0
Total Group A Offenses			25	2	2	0

Crime in Tennessee 2022

(*) Offenses are counted using the FBI Units of Count for Crime

(**) The 'Arrests' column shows arrests made for incidents during the selected period, regardless of arrest date. Arrest counts for the same period may change over time.

Gates Police Department - NIBRS Agency Crime Overview - 2022

2022 Population Estimate		661	Offenses (*)		Arrests (**)		
			Reported	Cleared	Adult	Juvenile	
Offense Overview			Group A Offenses				
			Crimes Against Persons				
Offense Total	18		Murder	0	0	0	0
Number Cleared	5		Negligent Manslaughter	0	0	0	0
Percent Cleared	27.78%		Negligent Vehicular Manslaughter	0	0	0	0
Group A Crimes per 100,000 population	2,723.1		Kidnapping/Abduction	0	0	0	0
			Forcible Rape	1	0	0	0
			Forcible Sodomy	0	0	0	0
			Sexual Assault W/Object	0	0	0	0
			Forcible Fondling	0	0	0	0
			Incest	0	0	0	0
Arrest Overview			Statutory Rape	0	0	0	0
Total Arrests	6		Aggravated Assault	2	1	1	0
Adult Arrests	6		Simple Assault	4	3	3	0
Juvenile Arrests	0		Intimidation	1	0	0	0
Unknown Age	0		Stalking	0	0	0	0
Arrests per 100,000 population	907.7		Commercial Sex Acts	0	0	0	0
			Involuntary Servitude	0	0	0	0
Average number offenses/incident	1.06		Crimes Against Property				
			Arson	0	0	0	0
			Bribery	0	0	0	0
			Burglary	2	0	0	0
			Counterfeiting/Forgery	0	0	0	0
			Destruction/Damage/Vandalism	1	0	0	0
			Embezzlement	0	0	0	0
			Extortion/Blackmail	0	0	0	0
			Fraud - False Pretenses	1	0	0	0
			Fraud - Credit Card/ATM	0	0	0	0
			Fraud - Impersonation	0	0	0	0
			Fraud - Welfare	0	0	0	0
			Fraud - Wire	0	0	0	0
			Fraud - Identity Theft	0	0	0	0
			Fraud - Computer Hacking/Invasion	0	0	0	0
			Robbery	0	0	0	0
			Theft - Pocket-picking	0	0	0	0
			Theft - Purse Snatching	0	0	0	0
			Theft - Shoplifting	0	0	0	0
			Theft From Building	2	0	0	0
			Theft From Coin Machine	0	0	0	0
			Theft From Motor Vehicle	2	0	0	0
			Theft of Motor Vehicle Parts	0	0	0	0
			Theft - All Other Larceny	0	0	0	0
			Motor Vehicle Theft	2	1	1	0
			Stolen Property Offenses	0	0	0	0
			Crimes Against Society				
			Animal Cruelty	0	0	0	0
			Drug/Narcotic Violations	0	0	0	0
			Drug/Narcotic Equipment Violations	0	0	0	0
			Gambling - Betting/Wagering	0	0	0	0
			Gambling - Operating/Promoting	0	0	0	0
			Gambling - Equipment Violations	0	0	0	0
			Gambling - Sports Tampering	0	0	0	0
			Pornography/Obscene Material	0	0	0	0
			Prostitution	0	0	0	0
			Prostitution Assisting/Promoting	0	0	0	0
			Purchasing Prostitution	0	0	0	0
			Weapon Law Violations	0	0	0	0
			Total Group A Offenses	18	5	5	0
Domestic Violence Victims							
Offense	Reported	Cleared					
Murder	0	0					
Aggravated Assault	0	0					
Simple Assault	3	3					
Intimidation	0	0					
Stalking	0	0					
Forcible Rape	0	0					
Forcible Sodomy	0	0					
Sexual Assault W/Object	0	0					
Forcible Fondling	0	0					
Incest	0	0					
Statutory Rape	0	0					
Kidnapping/Abduction	0	0					
Commercial Sex Acts	0	0					
Involuntary Servitude	0	0					
Total	3	3					
Group B Arrests							
Offense	Adult	Juvenile					
Bad Checks	0	0					
Curfew/Vagrancy	0	0					
Disorderly Conduct	1	0					
DUI	0	0					
Drunkenness	0	0					
Family-Non Violent	0	0					
Liquor Law Violations	0	0					
Peeping Tom	0	0					
Trespass	0	0					
All Other Offenses	0	0					
Total Group B	1	0					

Crime in Tennessee 2022

(*) Offenses are counted using the FBI Units of Count for Crime

(**) The 'Arrests' column shows arrests made for incidents during the selected period, regardless of arrest date. Arrest counts for the same period may change over time.

Gatlinburg Police Department - NIBRS Agency Crime Overview - 2022

2022 Population Estimate		3,873		Offenses (*)		Arrests (**)		
Offense Overview		Group A Offenses		Reported	Cleared	Adult	Juvenile	
Offense Total	466	Crimes Against Persons						
Number Cleared	215	Murder		1	0	0	0	
Percent Cleared	46.14%	Negligent Manslaughter		0	0	0	0	
Group A Crimes per 100,000 population	12,032.0	Negligent Vehicular Manslaughter		0	0	0	0	
		Kidnapping/Abduction		1	1	1	0	
		Forcible Rape		4	1	1	0	
		Forcible Sodomy		0	0	0	0	
		Sexual Assault W/Object		0	0	0	0	
		Forcible Fondling		7	1	1	0	
		Incest		0	0	0	0	
		Statutory Rape		1	0	0	0	
		Aggravated Assault		11	8	8	0	
		Simple Assault		122	72	54	4	
		Intimidation		12	1	0	1	
		Stalking		0	0	0	0	
		Commercial Sex Acts		0	0	0	0	
		Involuntary Servitude		0	0	0	0	
		Crimes Against Property						
		Arson		0	0	0	0	
		Bribery		0	0	0	0	
		Burglary		20	7	6	0	
		Counterfeiting/Forgery		3	0	0	0	
		Destruction/Damage/Vandalism		37	13	8	0	
		Embezzlement		3	1	1	0	
		Extortion/Blackmail		0	0	0	0	
		Fraud - False Pretenses		17	1	1	0	
		Fraud - Credit Card/ATM		6	1	1	0	
		Fraud - Impersonation		0	0	0	0	
		Fraud - Welfare		0	0	0	0	
		Fraud - Wire		0	0	0	0	
		Fraud - Identity Theft		0	0	0	0	
		Fraud - Computer Hacking/Invasion		0	0	0	0	
		Robbery		2	1	1	0	
		Theft - Pocket-picking		0	0	0	0	
		Theft - Purse Snatching		0	0	0	0	
		Theft - Shoplifting		12	5	4	0	
		Theft From Building		53	5	7	0	
		Theft From Coin Machine		0	0	0	0	
		Theft From Motor Vehicle		11	0	0	0	
		Theft of Motor Vehicle Parts		4	0	0	0	
		Theft - All Other Larceny		16	2	2	0	
		Motor Vehicle Theft		13	1	1	0	
		Stolen Property Offenses		1	1	1	0	
		Crimes Against Society						
		Animal Cruelty		0	0	0	0	
		Drug/Narcotic Violations		61	51	51	2	
		Drug/Narcotic Equipment Violations		33	27	5	0	
		Gambling - Betting/Wagering		0	0	0	0	
		Gambling - Operating/Promoting		0	0	0	0	
		Gambling - Equipment Violations		0	0	0	0	
		Gambling - Sports Tampering		0	0	0	0	
		Pornography/Obscene Material		0	0	0	0	
		Prostitution		0	0	0	0	
		Prostitution Assisting/Promoting		0	0	0	0	
		Purchasing Prostitution		0	0	0	0	
		Weapon Law Violations		15	15	10	0	
		Total Group A Offenses		466	215	164	7	
Domestic Violence Victims								
Offense	Reported	Cleared						
Murder	0	0						
Aggravated Assault	8	5						
Simple Assault	48	33						
Intimidation	0	0						
Stalking	0	0						
Forcible Rape	0	0						
Forcible Sodomy	0	0						
Sexual Assault W/Object	0	0						
Forcible Fondling	0	0						
Incest	0	0						
Statutory Rape	0	0						
Kidnapping/Abduction	1	1						
Commercial Sex Acts	0	0						
Involuntary Servitude	0	0						
Total	57	39						
Group B Arrests								
Offense	Adult	Juvenile						
Bad Checks	0	0						
Curfew/Vagrancy	0	0						
Disorderly Conduct	6	0						
DUI	88	1						
Drunkenness	325	0						
Family-Non Violent	1	0						
Liquor Law Violations	0	0						
Peeping Tom	0	0						
Trespass	5	0						
All Other Offenses	22	4						
Total Group B	447	5						

Crime in Tennessee 2022

(*) Offenses are counted using the FBI Units of Count for Crime

(**) The 'Arrests' column shows arrests made for incidents during the selected period, regardless of arrest date. Arrest counts for the same period may change over time.

Germantown Police Department - NIBRS Agency Crime Overview - 2022

2022 Population Estimate		41,333		Offenses (*)		Arrests (**)		
Offense Overview		Group A Offenses		Reported	Cleared	Adult	Juvenile	
Offense Total	1,513	Crimes Against Persons						
Number Cleared	548	Murder		0	0	0	0	
Percent Cleared	36.22%	Negligent Manslaughter		0	0	0	0	
Group A Crimes per 100,000 population	3,660.5	Negligent Vehicular Manslaughter		0	0	0	0	
		Kidnapping/Abduction		1	0	0	0	
		Forcible Rape		4	0	0	0	
		Forcible Sodomy		0	0	0	0	
		Sexual Assault W/Object		0	0	0	0	
		Forcible Fondling		10	5	0	1	
		Incest		0	0	0	0	
		Statutory Rape		0	0	0	0	
		Aggravated Assault		59	45	20	4	
		Simple Assault		190	77	37	0	
		Intimidation		67	31	5	2	
		Stalking		11	7	2	0	
		Commercial Sex Acts		0	0	0	0	
		Involuntary Servitude		0	0	0	0	
		Crimes Against Property						
		Arson		2	0	0	0	
		Bribery		0	0	0	0	
		Burglary		28	5	1	2	
		Counterfeiting/Forgery		97	36	31	1	
		Destruction/Damage/Vandalism		80	21	0	1	
		Embezzlement		7	1	1	0	
		Extortion/Blackmail		4	0	0	0	
		Fraud - False Pretenses		35	2	1	0	
		Fraud - Credit Card/ATM		14	2	1	0	
		Fraud - Impersonation		30	24	14	0	
		Fraud - Welfare		0	0	0	0	
		Fraud - Wire		25	2	0	0	
		Fraud - Identity Theft		9	3	1	0	
		Fraud - Computer Hacking/Invasion		0	0	0	0	
		Robbery		7	1	0	1	
		Theft - Pocket-picking		6	1	1	0	
		Theft - Purse Snatching		0	0	0	0	
		Theft - Shoplifting		187	60	46	6	
		Theft From Building		72	17	12	2	
		Theft From Coin Machine		0	0	0	0	
		Theft From Motor Vehicle		166	6	1	1	
		Theft of Motor Vehicle Parts		48	1	1	0	
		Theft - All Other Larceny		57	5	3	0	
		Motor Vehicle Theft		72	12	10	7	
		Stolen Property Offenses		41	31	19	2	
		Crimes Against Society						
		Animal Cruelty		0	0	0	0	
		Drug/Narcotic Violations		97	85	54	9	
		Drug/Narcotic Equipment Violations		45	40	6	1	
		Gambling - Betting/Wagering		0	0	0	0	
		Gambling - Operating/Promoting		2	0	0	0	
		Gambling - Equipment Violations		2	0	0	0	
		Gambling - Sports Tampering		0	0	0	0	
		Pornography/Obscene Material		5	0	0	0	
		Prostitution		0	0	0	0	
		Prostitution Assisting/Promoting		1	1	0	0	
		Purchasing Prostitution		0	0	0	0	
		Weapon Law Violations		32	27	4	2	
		Total Group A Offenses		1,513	548	271	42	
Domestic Violence Victims								
Offense	Reported	Cleared						
Murder	0	0						
Aggravated Assault	12	10						
Simple Assault	79	31						
Intimidation	0	0						
Stalking	0	0						
Forcible Rape	0	0						
Forcible Sodomy	0	0						
Sexual Assault W/Object	0	0						
Forcible Fondling	0	0						
Incest	0	0						
Statutory Rape	0	0						
Kidnapping/Abduction	0	0						
Commercial Sex Acts	0	0						
Involuntary Servitude	0	0						
Total	91	41						
Group B Arrests								
Offense	Adult	Juvenile						
Bad Checks	0	0						
Curfew/Vagrancy	0	4						
Disorderly Conduct	2	2						
DUI	31	0						
Drunkenness	11	0						
Family-Non Violent	0	0						
Liquor Law Violations	7	4						
Peeping Tom	0	0						
Trespass	6	3						
All Other Offenses	609	0						
Total Group B	666	13						

Crime in Tennessee 2022

(*) Offenses are counted using the FBI Units of Count for Crime

(**) The 'Arrests' column shows arrests made for incidents during the selected period, regardless of arrest date. Arrest counts for the same period may change over time.

Gibson Police Department - NIBRS Agency Crime Overview - 2022

2022 Population Estimate		361	Offenses (*)		Arrests (**)	
Offense Overview			Reported	Cleared	Adult	Juvenile
Group A Offenses						
Crimes Against Persons						
Offense Total	10	Murder	0	0	0	0
Number Cleared	5	Negligent Manslaughter	0	0	0	0
Percent Cleared	50.00%	Negligent Vehicular Manslaughter	0	0	0	0
Group A Crimes per 100,000 population	2,770.1	Kidnapping/Abduction	0	0	0	0
		Forcible Rape	0	0	0	0
		Forcible Sodomy	0	0	0	0
		Sexual Assault W/Object	0	0	0	0
		Forcible Fondling	0	0	0	0
		Incest	0	0	0	0
		Statutory Rape	0	0	0	0
		Aggravated Assault	2	2	2	0
		Simple Assault	2	2	2	0
		Intimidation	0	0	0	0
		Stalking	0	0	0	0
		Commercial Sex Acts	0	0	0	0
		Involuntary Servitude	0	0	0	0
		Crimes Against Property				
		Arson	0	0	0	0
		Bribery	0	0	0	0
		Burglary	0	0	0	0
		Counterfeiting/Forgery	0	0	0	0
		Destruction/Damage/Vandalism	1	1	0	0
		Embezzlement	0	0	0	0
		Extortion/Blackmail	0	0	0	0
		Fraud - False Pretenses	0	0	0	0
		Fraud - Credit Card/ATM	0	0	0	0
		Fraud - Impersonation	0	0	0	0
		Fraud - Welfare	0	0	0	0
		Fraud - Wire	0	0	0	0
		Fraud - Identity Theft	0	0	0	0
		Fraud - Computer Hacking/Invasion	0	0	0	0
		Robbery	0	0	0	0
		Theft - Pocket-picking	0	0	0	0
		Theft - Purse Snatching	0	0	0	0
		Theft - Shoplifting	0	0	0	0
		Theft From Building	1	0	0	0
		Theft From Coin Machine	0	0	0	0
		Theft From Motor Vehicle	0	0	0	0
		Theft of Motor Vehicle Parts	0	0	0	0
		Theft - All Other Larceny	4	0	0	0
		Motor Vehicle Theft	0	0	0	0
		Stolen Property Offenses	0	0	0	0
		Crimes Against Society				
		Animal Cruelty	0	0	0	0
		Drug/Narcotic Violations	0	0	0	0
		Drug/Narcotic Equipment Violations	0	0	0	0
		Gambling - Betting/Wagering	0	0	0	0
		Gambling - Operating/Promoting	0	0	0	0
		Gambling - Equipment Violations	0	0	0	0
		Gambling - Sports Tampering	0	0	0	0
		Pornography/Obscene Material	0	0	0	0
		Prostitution	0	0	0	0
		Prostitution Assisting/Promoting	0	0	0	0
		Purchasing Prostitution	0	0	0	0
		Weapon Law Violations	0	0	0	0
		Total Group A Offenses	10	5	4	0
Domestic Violence Victims						
Offense	Reported	Cleared				
Murder	0	0				
Aggravated Assault	0	0				
Simple Assault	1	1				
Intimidation	0	0				
Stalking	0	0				
Forcible Rape	0	0				
Forcible Sodomy	0	0				
Sexual Assault W/Object	0	0				
Forcible Fondling	0	0				
Incest	0	0				
Statutory Rape	0	0				
Kidnapping/Abduction	0	0				
Commercial Sex Acts	0	0				
Involuntary Servitude	0	0				
Total	1	1				
Group B Arrests						
Offense	Adult	Juvenile				
Bad Checks	0	0				
Curfew/Vagrancy	0	0				
Disorderly Conduct	0	0				
DUI	0	0				
Drunkenness	0	0				
Family-Non Violent	0	0				
Liquor Law Violations	0	0				
Peeping Tom	0	0				
Trespass	0	0				
All Other Offenses	0	0				
Total Group B	0	0				

Crime in Tennessee 2022

(*) Offenses are counted using the FBI Units of Count for Crime

(**) The 'Arrests' column shows arrests made for incidents during the selected period, regardless of arrest date. Arrest counts for the same period may change over time.

Gleason Police Department - NIBRS Agency Crime Overview - 2022

2022 Population Estimate		1,407	Offenses (*)		Arrests (**)		
Offense Overview			Reported	Cleared	Adult	Juvenile	
Group A Offenses							
Crimes Against Persons							
Offense Total	172	Murder	0	0	0	0	
Number Cleared	160	Negligent Manslaughter	0	0	0	0	
Percent Cleared	93.02%	Negligent Vehicular Manslaughter	0	0	0	0	
Group A Crimes per 100,000 population	12,224.6	Kidnapping/Abduction	0	0	0	0	
		Forcible Rape	0	0	0	0	
		Forcible Sodomy	0	0	0	0	
		Sexual Assault W/Object	0	0	0	0	
		Forcible Fondling	0	0	0	0	
		Incest	0	0	0	0	
Arrest Overview		Statutory Rape	0	0	0	0	
Total Arrests	138	Aggravated Assault	2	2	2	0	
Adult Arrests	137	Simple Assault	7	7	6	0	
Juvenile Arrests	1	Intimidation	0	0	0	0	
Unknown Age	0	Stalking	0	0	0	0	
Arrests per 100,000 population	9,808.1	Commercial Sex Acts	0	0	0	0	
		Involuntary Servitude	0	0	0	0	
Average number offenses/incident	1.30	Crimes Against Property					
Domestic Violence Victims							
Offense	Reported	Cleared	Arson	0	0	0	0
Murder	0	0	Bribery	0	0	0	0
Aggravated Assault	1	1	Burglary	6	3	2	0
Simple Assault	3	3	Counterfeiting/Forgery	0	0	0	0
Intimidation	0	0	Destruction/Damage/Vandalism	7	3	3	0
Stalking	0	0	Embezzlement	0	0	0	0
Forcible Rape	0	0	Extortion/Blackmail	0	0	0	0
Forcible Sodomy	0	0	Fraud - False Pretenses	0	0	0	0
Sexual Assault W/Object	0	0	Fraud - Credit Card/ATM	2	1	0	0
Forcible Fondling	0	0	Fraud - Impersonation	1	1	1	0
Incest	0	0	Fraud - Welfare	0	0	0	0
Statutory Rape	0	0	Fraud - Wire	0	0	0	0
Kidnapping/Abduction	0	0	Fraud - Identity Theft	0	0	0	0
Commercial Sex Acts	0	0	Fraud - Computer Hacking/Invasion	0	0	0	0
Involuntary Servitude	0	0	Robbery	0	0	0	0
Total	4	4	Theft - Pocket-picking	0	0	0	0
			Theft - Purse Snatching	0	0	0	0
			Theft - Shoplifting	3	3	3	0
			Theft From Building	10	7	5	0
Group B Arrests			Theft From Coin Machine	0	0	0	0
Offense	Adult	Juvenile	Theft From Motor Vehicle	1	0	0	0
Bad Checks	0	0	Theft of Motor Vehicle Parts	0	0	0	0
Curfew/Vagrancy	0	0	Theft - All Other Larceny	3	3	2	0
Disorderly Conduct	1	0	Motor Vehicle Theft	1	1	0	0
DUI	11	0	Stolen Property Offenses	0	0	0	0
Drunkenness	0	0	Crimes Against Society				
Family-Non Violent	0	0	Animal Cruelty	0	0	0	0
Liquor Law Violations	1	0	Drug/Narcotic Violations	82	82	86	1
Peeping Tom	0	0	Drug/Narcotic Equipment Violations	43	43	7	0
Trespass	1	0	Gambling - Betting/Wagering	0	0	0	0
All Other Offenses	3	0	Gambling - Operating/Promoting	0	0	0	0
Total Group B	17	0	Gambling - Equipment Violations	0	0	0	0
			Gambling - Sports Tampering	0	0	0	0
			Pornography/Obscene Material	0	0	0	0
			Prostitution	0	0	0	0
			Prostitution Assisting/Promoting	0	0	0	0
			Purchasing Prostitution	0	0	0	0
			Weapon Law Violations	4	4	3	0
			Total Group A Offenses	172	160	120	1

Crime in Tennessee 2022

(*) Offenses are counted using the FBI Units of Count for Crime

(**) The 'Arrests' column shows arrests made for incidents during the selected period, regardless of arrest date. Arrest counts for the same period may change over time.

Goodlettsville Police Department - NIBRS Agency Crime Overview - 2022

2022 Population Estimate		16,963		Offenses (*)		Arrests (**)		
Offense Overview				Reported	Cleared	Adult	Juvenile	
Offense Total		993						
Number Cleared		322						
Percent Cleared		32.43%						
Group A Crimes per 100,000 population		5,853.9						
Arrest Overview								
Total Arrests		370						
Adult Arrests		360						
Juvenile Arrests		10						
Unknown Age		0						
Arrests per 100,000 population		2,181.2						
Average number offenses/incident		1.26						
Domestic Violence Victims								
Offense	Reported	Cleared						
Murder	0	0						
Aggravated Assault	9	5						
Simple Assault	100	48						
Intimidation	5	1						
Stalking	1	0						
Forcible Rape	1	1						
Forcible Sodomy	0	0						
Sexual Assault W/Object	0	0						
Forcible Fondling	1	0						
Incest	0	0						
Statutory Rape	0	0						
Kidnapping/Abduction	2	1						
Commercial Sex Acts	0	0						
Involuntary Servitude	0	0						
Total	119	56						
Group B Arrests								
Offense	Adult	Juvenile						
Bad Checks	0	0						
Curfew/Vagrancy	0	0						
Disorderly Conduct	4	0						
DUI	57	1						
Drunkenness	16	0						
Family-Non Violent	0	0						
Liquor Law Violations	0	0						
Peeping Tom	0	0						
Trespass	17	0						
All Other Offenses	38	0						
Total Group B	132	1						
Crimes Against Property								
Arson	0	0						
Bribery	0	0						
Burglary	36	1						
Counterfeiting/Forgery	19	6						
Destruction/Damage/Vandalism	92	9						
Embezzlement	2	0						
Extortion/Blackmail	2	1						
Fraud - False Pretenses	41	6						
Fraud - Credit Card/ATM	5	0						
Fraud - Impersonation	11	0						
Fraud - Welfare	0	0						
Fraud - Wire	3	0						
Fraud - Identity Theft	0	0						
Fraud - Computer Hacking/Invasion	1	0						
Robbery	10	1						
Theft - Pocket-picking	1	0						
Theft - Purse Snatching	0	0						
Theft - Shoplifting	69	29						
Theft From Building	35	4						
Theft From Coin Machine	1	0						
Theft From Motor Vehicle	83	0						
Theft of Motor Vehicle Parts	32	1						
Theft - All Other Larceny	22	0						
Motor Vehicle Theft	53	3						
Stolen Property Offenses	12	10						
Crimes Against Society								
Animal Cruelty	0	0						
Drug/Narcotic Violations	140	90						
Drug/Narcotic Equipment Violations	86	63						
Gambling - Betting/Wagering	0	0						
Gambling - Operating/Promoting	0	0						
Gambling - Equipment Violations	0	0						
Gambling - Sports Tampering	0	0						
Pornography/Obscene Material	0	0						
Prostitution	0	0						
Prostitution Assisting/Promoting	0	0						
Purchasing Prostitution	0	0						
Weapon Law Violations	36	20						
Total Group A Offenses	993	322					228	9

Crime in Tennessee 2022

(*) Offenses are counted using the FBI Units of Count for Crime

(**) The 'Arrests' column shows arrests made for incidents during the selected period, regardless of arrest date. Arrest counts for the same period may change over time.

Gordonsville Police Department - NIBRS Agency Crime Overview - 2022

2022 Population Estimate		1,385	Offenses (*)		Arrests (**)	
Offense Overview			Reported	Cleared	Adult	Juvenile
Group A Offenses						
Crimes Against Persons						
Offense Total	22	Murder	0	0	0	0
Number Cleared	17	Negligent Manslaughter	0	0	0	0
Percent Cleared	77.27%	Negligent Vehicular Manslaughter	0	0	0	0
Group A Crimes per 100,000 population	1,588.4	Kidnapping/Abduction	0	0	0	0
		Forcible Rape	0	0	0	0
		Forcible Sodomy	0	0	0	0
		Sexual Assault W/Object	0	0	0	0
		Forcible Fondling	0	0	0	0
		Incest	0	0	0	0
		Statutory Rape	0	0	0	0
		Aggravated Assault	3	3	2	0
		Simple Assault	3	2	2	0
		Intimidation	0	0	0	0
		Stalking	2	0	0	0
		Commercial Sex Acts	0	0	0	0
		Involuntary Servitude	0	0	0	0
		Crimes Against Property				
		Arson	0	0	0	0
		Bribery	0	0	0	0
		Burglary	0	0	0	0
		Counterfeiting/Forgery	0	0	0	0
		Destruction/Damage/Vandalism	0	0	0	0
		Embezzlement	0	0	0	0
		Extortion/Blackmail	0	0	0	0
		Fraud - False Pretenses	0	0	0	0
		Fraud - Credit Card/ATM	0	0	0	0
		Fraud - Impersonation	0	0	0	0
		Fraud - Welfare	0	0	0	0
		Fraud - Wire	0	0	0	0
		Fraud - Identity Theft	0	0	0	0
		Fraud - Computer Hacking/Invasion	0	0	0	0
		Robbery	0	0	0	0
		Theft - Pocket-picking	0	0	0	0
		Theft - Purse Snatching	0	0	0	0
		Theft - Shoplifting	0	0	0	0
		Theft From Building	0	0	0	0
		Theft From Coin Machine	0	0	0	0
		Theft From Motor Vehicle	1	0	0	0
		Theft of Motor Vehicle Parts	0	0	0	0
		Theft - All Other Larceny	0	0	0	0
		Motor Vehicle Theft	1	1	1	0
		Stolen Property Offenses	0	0	0	0
		Crimes Against Society				
		Animal Cruelty	0	0	0	0
		Drug/Narcotic Violations	3	3	5	0
		Drug/Narcotic Equipment Violations	5	5	2	0
		Gambling - Betting/Wagering	0	0	0	0
		Gambling - Operating/Promoting	0	0	0	0
		Gambling - Equipment Violations	0	0	0	0
		Gambling - Sports Tampering	0	0	0	0
		Pornography/Obscene Material	0	0	0	0
		Prostitution	0	0	0	0
		Prostitution Assisting/Promoting	0	0	0	0
		Purchasing Prostitution	0	0	0	0
		Weapon Law Violations	4	3	2	0
		Total Group A Offenses	22	17	14	0
Domestic Violence Victims						
Offense	Reported	Cleared				
Murder	0	0				
Aggravated Assault	0	0				
Simple Assault	3	2				
Intimidation	0	0				
Stalking	2	0				
Forcible Rape	0	0				
Forcible Sodomy	0	0				
Sexual Assault W/Object	0	0				
Forcible Fondling	0	0				
Incest	0	0				
Statutory Rape	0	0				
Kidnapping/Abduction	0	0				
Commercial Sex Acts	0	0				
Involuntary Servitude	0	0				
Total	5	2				
Group B Arrests						
Offense	Adult	Juvenile				
Bad Checks	0	0				
Curfew/Vagrancy	0	0				
Disorderly Conduct	0	0				
DUI	12	0				
Drunkenness	4	0				
Family-Non Violent	0	0				
Liquor Law Violations	0	0				
Peeping Tom	0	0				
Trespass	1	0				
All Other Offenses	5	0				
Total Group B	22	0				

Crime in Tennessee 2022

(*) Offenses are counted using the FBI Units of Count for Crime

(**) The 'Arrests' column shows arrests made for incidents during the selected period, regardless of arrest date. Arrest counts for the same period may change over time.

Grand Junction Police Department - NIBRS Agency Crime Overview - 2022

2022 Population Estimate		335	Offenses (*)		Arrests (**)	
Offense Overview			Reported	Cleared	Adult	Juvenile
Group A Offenses						
Crimes Against Persons						
Offense Total	3	Murder	0	0	0	0
Number Cleared	1	Negligent Manslaughter	0	0	0	0
Percent Cleared	33.33%	Negligent Vehicular Manslaughter	0	0	0	0
Group A Crimes per 100,000 population	895.5	Kidnapping/Abduction	0	0	0	0
		Forcible Rape	0	0	0	0
		Forcible Sodomy	0	0	0	0
		Sexual Assault W/Object	0	0	0	0
		Forcible Fondling	0	0	0	0
Arrest Overview		Incest	0	0	0	0
Total Arrests	1	Statutory Rape	0	0	0	0
Adult Arrests	0	Aggravated Assault	2	1	0	1
Juvenile Arrests	1	Simple Assault	0	0	0	0
Unknown Age	0	Intimidation	0	0	0	0
Arrests per 100,000 population	298.5	Stalking	0	0	0	0
		Commercial Sex Acts	0	0	0	0
Average number offenses/incident	1.00	Involuntary Servitude	0	0	0	0
		Crimes Against Property				
Domestic Violence Victims			Arson	0	0	0
Offense	Reported	Cleared	Bribery	0	0	0
Murder	0	0	Burglary	0	0	0
Aggravated Assault	1	1	Counterfeiting/Forgery	0	0	0
Simple Assault	0	0	Destruction/Damage/Vandalism	0	0	0
Intimidation	0	0	Embezzlement	0	0	0
Stalking	0	0	Extortion/Blackmail	0	0	0
Forcible Rape	0	0	Fraud - False Pretenses	0	0	0
Forcible Sodomy	0	0	Fraud - Credit Card/ATM	0	0	0
Sexual Assault W/Object	0	0	Fraud - Impersonation	0	0	0
Forcible Fondling	0	0	Fraud - Welfare	0	0	0
Incest	0	0	Fraud - Wire	0	0	0
Statutory Rape	0	0	Fraud - Identity Theft	0	0	0
Kidnapping/Abduction	0	0	Fraud - Computer Hacking/Invasion	0	0	0
Commercial Sex Acts	0	0	Robbery	0	0	0
Involuntary Servitude	0	0	Theft - Pocket-picking	0	0	0
Total	1	1	Theft - Purse Snatching	0	0	0
			Theft - Shoplifting	0	0	0
Group B Arrests			Theft From Building	0	0	0
Offense	Adult	Juvenile	Theft From Coin Machine	0	0	0
Bad Checks	0	0	Theft From Motor Vehicle	0	0	0
Curfew/Vagrancy	0	0	Theft of Motor Vehicle Parts	0	0	0
Disorderly Conduct	0	0	Theft - All Other Larceny	1	0	0
DUI	0	0	Motor Vehicle Theft	0	0	0
Drunkenness	0	0	Stolen Property Offenses	0	0	0
Family-Non Violent	0	0	Crimes Against Society			
Liquor Law Violations	0	0	Animal Cruelty	0	0	0
Peeping Tom	0	0	Drug/Narcotic Violations	0	0	0
Trespass	0	0	Drug/Narcotic Equipment Violations	0	0	0
All Other Offenses	0	0	Gambling - Betting/Wagering	0	0	0
Total Group B	0	0	Gambling - Operating/Promoting	0	0	0
			Gambling - Equipment Violations	0	0	0
			Gambling - Sports Tampering	0	0	0
			Pornography/Obscene Material	0	0	0
			Prostitution	0	0	0
			Prostitution Assisting/Promoting	0	0	0
			Purchasing Prostitution	0	0	0
			Weapon Law Violations	0	0	0
			Total Group A Offenses	3	1	0
						1

Crime in Tennessee 2022

(*) Offenses are counted using the FBI Units of Count for Crime

(**) The 'Arrests' column shows arrests made for incidents during the selected period, regardless of arrest date. Arrest counts for the same period may change over time.

Greysville Police Department - NIBRS Agency Crime Overview - 2022

2022 Population Estimate		1,479	Offenses (*)		Arrests (**)	
Offense Overview			Reported	Cleared	Adult	Juvenile
Group A Offenses						
Crimes Against Persons						
Offense Total	34	Murder	0	0	0	0
Number Cleared	24	Negligent Manslaughter	0	0	0	0
Percent Cleared	70.59%	Negligent Vehicular Manslaughter	0	0	0	0
Group A Crimes per 100,000 population	2,298.9	Kidnapping/Abduction	0	0	0	0
		Forcible Rape	0	0	0	0
		Forcible Sodomy	0	0	0	0
		Sexual Assault W/Object	0	0	0	0
		Forcible Fondling	1	0	0	0
Arrest Overview		Incest	0	0	0	0
Total Arrests	37	Statutory Rape	0	0	0	0
Adult Arrests	37	Aggravated Assault	0	0	0	0
Juvenile Arrests	0	Simple Assault	3	2	1	0
Unknown Age	0	Intimidation	0	0	0	0
Arrests per 100,000 population	2,501.7	Stalking	0	0	0	0
		Commercial Sex Acts	0	0	0	0
Average number offenses/incident	1.21	Involuntary Servitude	0	0	0	0
		Crimes Against Property				
Domestic Violence Victims			Arson	0	0	0
Offense	Reported	Cleared	Bribery	0	0	0
Murder	0	0	Burglary	2	1	1
Aggravated Assault	0	0	Counterfeiting/Forgery	0	0	0
Simple Assault	1	1	Destruction/Damage/Vandalism	1	0	0
Intimidation	0	0	Embezzlement	0	0	0
Stalking	0	0	Extortion/Blackmail	0	0	0
Forcible Rape	0	0	Fraud - False Pretenses	1	1	1
Forcible Sodomy	0	0	Fraud - Credit Card/ATM	0	0	0
Sexual Assault W/Object	0	0	Fraud - Impersonation	0	0	0
Forcible Fondling	0	0	Fraud - Welfare	0	0	0
Incest	0	0	Fraud - Wire	0	0	0
Statutory Rape	0	0	Fraud - Identity Theft	0	0	0
Kidnapping/Abduction	0	0	Fraud - Computer Hacking/Invasion	0	0	0
Commercial Sex Acts	0	0	Robbery	0	0	0
Involuntary Servitude	0	0	Theft - Pocket-picking	0	0	0
Total	1	1	Theft - Purse Snatching	0	0	0
			Theft - Shoplifting	0	0	0
Group B Arrests			Theft From Building	0	0	0
Offense	Adult	Juvenile	Theft From Coin Machine	0	0	0
Bad Checks	0	0	Theft From Motor Vehicle	0	0	0
Curfew/Vagrancy	0	0	Theft of Motor Vehicle Parts	0	0	0
Disorderly Conduct	5	0	Theft - All Other Larceny	0	0	0
DUI	6	0	Motor Vehicle Theft	2	0	0
Drunkenness	1	0	Stolen Property Offenses	1	0	0
Family-Non Violent	0	0	Crimes Against Society			
Liquor Law Violations	0	0	Animal Cruelty	0	0	0
Peeping Tom	0	0	Drug/Narcotic Violations	15	12	12
Trespass	0	0	Drug/Narcotic Equipment Violations	7	7	4
All Other Offenses	6	0	Gambling - Betting/Wagering	0	0	0
Total Group B	18	0	Gambling - Operating/Promoting	0	0	0
			Gambling - Equipment Violations	0	0	0
			Gambling - Sports Tampering	0	0	0
			Pornography/Obscene Material	0	0	0
			Prostitution	0	0	0
			Prostitution Assisting/Promoting	0	0	0
			Purchasing Prostitution	0	0	0
			Weapon Law Violations	1	1	0
			Total Group A Offenses	34	24	19

Crime in Tennessee 2022

(*) Offenses are counted using the FBI Units of Count for Crime

(**) The 'Arrests' column shows arrests made for incidents during the selected period, regardless of arrest date. Arrest counts for the same period may change over time.

Greenbrier Police Department - NIBRS Agency Crime Overview - 2022

2022 Population Estimate		6,963		Offenses (*)		Arrests (**)		
Offense Overview		Group A Offenses		Reported	Cleared	Adult	Juvenile	
Offense Total	351	Crimes Against Persons						
Number Cleared	223	Murder		1	0	0	0	
Percent Cleared	63.53%	Negligent Manslaughter		0	0	0	0	
Group A Crimes per 100,000 population	5,040.9	Negligent Vehicular Manslaughter		0	0	0	0	
		Kidnapping/Abduction		1	0	0	0	
		Forcible Rape		3	2	2	0	
		Forcible Sodomy		0	0	0	0	
		Sexual Assault W/Object		0	0	0	0	
		Forcible Fondling		2	1	1	0	
		Incest		0	0	0	0	
		Statutory Rape		1	0	0	0	
		Aggravated Assault		33	19	12	0	
		Simple Assault		70	51	34	4	
		Intimidation		25	7	0	0	
		Stalking		0	0	0	0	
		Commercial Sex Acts		0	0	0	0	
		Involuntary Servitude		0	0	0	0	
		Crimes Against Property						
		Arson		1	0	0	0	
		Bribery		0	0	0	0	
		Burglary		15	8	6	0	
		Counterfeiting/Forgery		3	1	0	0	
		Destruction/Damage/Vandalism		17	7	1	2	
		Embezzlement		0	0	0	0	
		Extortion/Blackmail		0	0	0	0	
		Fraud - False Pretenses		13	1	0	0	
		Fraud - Credit Card/ATM		6	0	0	0	
		Fraud - Impersonation		1	0	0	0	
		Fraud - Welfare		0	0	0	0	
		Fraud - Wire		0	0	0	0	
		Fraud - Identity Theft		1	0	0	0	
		Fraud - Computer Hacking/Invasion		0	0	0	0	
		Robbery		1	0	0	0	
		Theft - Pocket-picking		0	0	0	0	
		Theft - Purse Snatching		0	0	0	0	
		Theft - Shoplifting		1	1	1	0	
		Theft From Building		3	0	0	0	
		Theft From Coin Machine		0	0	0	0	
		Theft From Motor Vehicle		2	0	0	0	
		Theft of Motor Vehicle Parts		1	0	0	0	
		Theft - All Other Larceny		9	1	4	0	
		Motor Vehicle Theft		7	5	4	1	
		Stolen Property Offenses		1	1	1	0	
		Crimes Against Society						
		Animal Cruelty		1	0	0	0	
		Drug/Narcotic Violations		72	65	66	4	
		Drug/Narcotic Equipment Violations		43	38	10	0	
		Gambling - Betting/Wagering		0	0	0	0	
		Gambling - Operating/Promoting		0	0	0	0	
		Gambling - Equipment Violations		0	0	0	0	
		Gambling - Sports Tampering		0	0	0	0	
		Pornography/Obscene Material		3	1	0	1	
		Prostitution		0	0	0	0	
		Prostitution Assisting/Promoting		0	0	0	0	
		Purchasing Prostitution		0	0	0	0	
		Weapon Law Violations		14	14	3	0	
		Total Group A Offenses		351	223	145	12	
Domestic Violence Victims								
Offense	Reported	Cleared						
Murder	0	0						
Aggravated Assault	3	3						
Simple Assault	46	36						
Intimidation	3	2						
Stalking	0	0						
Forcible Rape	1	1						
Forcible Sodomy	0	0						
Sexual Assault W/Object	0	0						
Forcible Fondling	1	0						
Incest	0	0						
Statutory Rape	0	0						
Kidnapping/Abduction	0	0						
Commercial Sex Acts	0	0						
Involuntary Servitude	0	0						
Total	54	42						
Group B Arrests								
Offense	Adult	Juvenile						
Bad Checks	0	0						
Curfew/Vagrancy	0	9						
Disorderly Conduct	1	0						
DUI	26	0						
Drunkenness	5	0						
Family-Non Violent	2	0						
Liquor Law Violations	1	1						
Peeping Tom	0	0						
Trespass	0	0						
All Other Offenses	32	4						
Total Group B	67	14						

Crime in Tennessee 2022

(*) Offenses are counted using the FBI Units of Count for Crime

(**) The 'Arrests' column shows arrests made for incidents during the selected period, regardless of arrest date. Arrest counts for the same period may change over time.

Greenville Police Department - NIBRS Agency Crime Overview - 2022

2022 Population Estimate		15,556	Offenses (*)		Arrests (**)	
Offense Overview			Reported	Cleared	Adult	Juvenile
Group A Offenses						
Crimes Against Persons						
Offense Total	1,483	Murder	2	1	0	1
Number Cleared	727	Negligent Manslaughter	0	0	0	0
Percent Cleared	49.02%	Negligent Vehicular Manslaughter	0	0	0	0
Group A Crimes per 100,000 population	9,533.3	Kidnapping/Abduction	1	1	1	0
		Forcible Rape	5	2	0	0
		Forcible Sodomy	2	1	0	1
		Sexual Assault W/Object	0	0	0	0
		Forcible Fondling	4	2	2	0
		Incest	0	0	0	0
		Statutory Rape	1	1	1	0
		Aggravated Assault	45	31	21	3
		Simple Assault	278	195	136	7
		Intimidation	14	8	1	1
		Stalking	3	3	2	0
		Commercial Sex Acts	0	0	0	0
		Involuntary Servitude	0	0	0	0
		Crimes Against Property				
		Arson	1	0	0	0
		Bribery	0	0	0	0
		Burglary	56	11	5	0
		Counterfeiting/Forgery	33	5	3	0
		Destruction/Damage/Vandalism	107	23	8	3
		Embezzlement	14	4	3	1
		Extortion/Blackmail	2	0	0	0
		Fraud - False Pretenses	65	11	3	2
		Fraud - Credit Card/ATM	27	3	1	0
		Fraud - Impersonation	7	6	3	0
		Fraud - Welfare	0	0	0	0
		Fraud - Wire	2	0	0	0
		Fraud - Identity Theft	2	0	0	0
		Fraud - Computer Hacking/Invasion	1	0	0	0
		Robbery	2	0	0	0
		Theft - Pocket-picking	0	0	0	0
		Theft - Purse Snatching	0	0	0	0
		Theft - Shoplifting	136	43	14	1
		Theft From Building	39	7	1	4
		Theft From Coin Machine	1	0	0	0
		Theft From Motor Vehicle	56	3	2	0
		Theft of Motor Vehicle Parts	19	1	1	0
		Theft - All Other Larceny	119	18	12	0
		Motor Vehicle Theft	64	23	12	1
		Stolen Property Offenses	1	1	1	0
		Crimes Against Society				
		Animal Cruelty	1	1	1	0
		Drug/Narcotic Violations	213	187	160	11
		Drug/Narcotic Equipment Violations	134	112	45	1
		Gambling - Betting/Wagering	0	0	0	0
		Gambling - Operating/Promoting	0	0	0	0
		Gambling - Equipment Violations	0	0	0	0
		Gambling - Sports Tampering	0	0	0	0
		Pornography/Obscene Material	0	0	0	0
		Prostitution	0	0	0	0
		Prostitution Assisting/Promoting	0	0	0	0
		Purchasing Prostitution	0	0	0	0
		Weapon Law Violations	26	23	14	0
		Total Group A Offenses	1,483	727	453	37
Domestic Violence Victims						
Offense	Reported	Cleared				
Murder	0	0				
Aggravated Assault	18	15				
Simple Assault	172	146				
Intimidation	4	3				
Stalking	3	3				
Forcible Rape	2	1				
Forcible Sodomy	1	1				
Sexual Assault W/Object	0	0				
Forcible Fondling	1	1				
Incest	0	0				
Statutory Rape	1	1				
Kidnapping/Abduction	1	1				
Commercial Sex Acts	0	0				
Involuntary Servitude	0	0				
Total	203	172				
Group B Arrests						
Offense	Adult	Juvenile				
Bad Checks	0	0				
Curfew/Vagrancy	0	0				
Disorderly Conduct	9	9				
DUI	88	0				
Drunkenness	120	12				
Family-Non Violent	3	0				
Liquor Law Violations	1	0				
Peeping Tom	0	0				
Trespass	24	0				
All Other Offenses	108	26				
Total Group B	353	47				

Crime in Tennessee 2022

(*) Offenses are counted using the FBI Units of Count for Crime

(**) The 'Arrests' column shows arrests made for incidents during the selected period, regardless of arrest date. Arrest counts for the same period may change over time.

Greenfield Police Department - NIBRS Agency Crime Overview - 2022

2022 Population Estimate		2,083		Offenses (*)		Arrests (**)		
Offense Overview		Group A Offenses		Reported	Cleared	Adult	Juvenile	
Offense Total	112	Crimes Against Persons						
Number Cleared	73	Murder		0	0	0	0	
Percent Cleared	65.18%	Negligent Manslaughter		0	0	0	0	
Group A Crimes per 100,000 population	5,376.9	Negligent Vehicular Manslaughter		0	0	0	0	
		Kidnapping/Abduction		0	0	0	0	
		Forcible Rape		0	0	0	0	
		Forcible Sodomy		0	0	0	0	
		Sexual Assault W/Object		0	0	0	0	
		Forcible Fondling		0	0	0	0	
		Incest		0	0	0	0	
		Statutory Rape		1	0	0	0	
		Aggravated Assault		8	6	4	0	
		Simple Assault		25	22	15	3	
		Intimidation		5	3	3	0	
		Stalking		0	0	0	0	
		Commercial Sex Acts		0	0	0	0	
		Involuntary Servitude		0	0	0	0	
		Crimes Against Property						
		Arson		0	0	0	0	
		Bribery		0	0	0	0	
		Burglary		7	2	4	0	
		Counterfeiting/Forgery		2	0	0	0	
		Destruction/Damage/Vandalism		17	5	4	0	
		Embezzlement		0	0	0	0	
		Extortion/Blackmail		0	0	0	0	
		Fraud - False Pretenses		2	1	1	0	
		Fraud - Credit Card/ATM		0	0	0	0	
		Fraud - Impersonation		0	0	0	0	
		Fraud - Welfare		0	0	0	0	
		Fraud - Wire		0	0	0	0	
		Fraud - Identity Theft		0	0	0	0	
		Fraud - Computer Hacking/Invasion		0	0	0	0	
		Robbery		0	0	0	0	
		Theft - Pocket-picking		0	0	0	0	
		Theft - Purse Snatching		0	0	0	0	
		Theft - Shoplifting		2	2	2	0	
		Theft From Building		0	0	0	0	
		Theft From Coin Machine		0	0	0	0	
		Theft From Motor Vehicle		0	0	0	0	
		Theft of Motor Vehicle Parts		1	0	0	0	
		Theft - All Other Larceny		8	1	1	0	
		Motor Vehicle Theft		3	3	3	0	
		Stolen Property Offenses		1	1	0	0	
		Crimes Against Society						
		Animal Cruelty		0	0	0	0	
		Drug/Narcotic Violations		25	23	24	0	
		Drug/Narcotic Equipment Violations		3	3	0	0	
		Gambling - Betting/Wagering		0	0	0	0	
		Gambling - Operating/Promoting		0	0	0	0	
		Gambling - Equipment Violations		0	0	0	0	
		Gambling - Sports Tampering		0	0	0	0	
		Pornography/Obscene Material		0	0	0	0	
		Prostitution		0	0	0	0	
		Prostitution Assisting/Promoting		0	0	0	0	
		Purchasing Prostitution		0	0	0	0	
		Weapon Law Violations		2	1	0	0	
		Total Group A Offenses		112	73	61	3	
Domestic Violence Victims								
Offense	Reported	Cleared						
Murder	0	0						
Aggravated Assault	2	1						
Simple Assault	16	15						
Intimidation	2	2						
Stalking	0	0						
Forcible Rape	0	0						
Forcible Sodomy	0	0						
Sexual Assault W/Object	0	0						
Forcible Fondling	0	0						
Incest	0	0						
Statutory Rape	1	0						
Kidnapping/Abduction	0	0						
Commercial Sex Acts	0	0						
Involuntary Servitude	0	0						
Total	21	18						
Group B Arrests								
Offense	Adult	Juvenile						
Bad Checks	0	0						
Curfew/Vagrancy	0	0						
Disorderly Conduct	1	0						
DUI	1	0						
Drunkenness	2	0						
Family-Non Violent	0	0						
Liquor Law Violations	0	0						
Peeping Tom	0	0						
Trespass	4	0						
All Other Offenses	4	0						
Total Group B	12	0						

Crime in Tennessee 2022

(*) Offenses are counted using the FBI Units of Count for Crime

(**) The 'Arrests' column shows arrests made for incidents during the selected period, regardless of arrest date. Arrest counts for the same period may change over time.

Halls Police Department - NIBRS Agency Crime Overview - 2022

2022 Population Estimate		2,076	Offenses (*)		Arrests (**)	
Offense Overview			Reported	Cleared	Adult	Juvenile
Group A Offenses						
Crimes Against Persons						
Offense Total	142	Murder	0	0	0	0
Number Cleared	79	Negligent Manslaughter	0	0	0	0
Percent Cleared	55.63%	Negligent Vehicular Manslaughter	0	0	0	0
Group A Crimes per 100,000 population	6,840.1	Kidnapping/Abduction	0	0	0	0
		Forcible Rape	1	1	1	0
		Forcible Sodomy	0	0	0	0
		Sexual Assault W/Object	0	0	0	0
		Forcible Fondling	0	0	0	0
		Incest	0	0	0	0
		Statutory Rape	2	1	1	0
		Aggravated Assault	10	7	6	1
		Simple Assault	27	23	14	2
		Intimidation	1	0	0	0
		Stalking	4	2	2	0
		Commercial Sex Acts	0	0	0	0
		Involuntary Servitude	0	0	0	0
		Crimes Against Property				
		Arson	0	0	0	0
		Bribery	0	0	0	0
		Burglary	9	2	0	1
		Counterfeiting/Forgery	2	1	0	0
		Destruction/Damage/Vandalism	19	5	2	0
		Embezzlement	2	2	2	0
		Extortion/Blackmail	0	0	0	0
		Fraud - False Pretenses	1	1	0	0
		Fraud - Credit Card/ATM	2	0	0	0
		Fraud - Impersonation	3	2	2	0
		Fraud - Welfare	0	0	0	0
		Fraud - Wire	0	0	0	0
		Fraud - Identity Theft	1	0	0	0
		Fraud - Computer Hacking/Invasion	0	0	0	0
		Robbery	1	0	0	0
		Theft - Pocket-picking	0	0	0	0
		Theft - Purse Snatching	0	0	0	0
		Theft - Shoplifting	6	4	3	0
		Theft From Building	9	4	3	0
		Theft From Coin Machine	1	1	1	0
		Theft From Motor Vehicle	4	2	0	1
		Theft of Motor Vehicle Parts	3	1	1	0
		Theft - All Other Larceny	11	3	4	0
		Motor Vehicle Theft	6	1	0	0
		Stolen Property Offenses	1	1	1	0
		Crimes Against Society				
		Animal Cruelty	1	1	0	0
		Drug/Narcotic Violations	10	9	7	0
		Drug/Narcotic Equipment Violations	2	2	1	0
		Gambling - Betting/Wagering	0	0	0	0
		Gambling - Operating/Promoting	0	0	0	0
		Gambling - Equipment Violations	0	0	0	0
		Gambling - Sports Tampering	0	0	0	0
		Pornography/Obscene Material	0	0	0	0
		Prostitution	0	0	0	0
		Prostitution Assisting/Promoting	0	0	0	0
		Purchasing Prostitution	0	0	0	0
		Weapon Law Violations	3	3	2	0
		Total Group A Offenses	142	79	53	5
Domestic Violence Victims						
Offense	Reported	Cleared				
Murder	0	0				
Aggravated Assault	1	1				
Simple Assault	13	11				
Intimidation	0	0				
Stalking	3	2				
Forcible Rape	0	0				
Forcible Sodomy	0	0				
Sexual Assault W/Object	0	0				
Forcible Fondling	0	0				
Incest	0	0				
Statutory Rape	1	1				
Kidnapping/Abduction	0	0				
Commercial Sex Acts	0	0				
Involuntary Servitude	0	0				
Total	18	15				
Group B Arrests						
Offense	Adult	Juvenile				
Bad Checks	0	0				
Curfew/Vagrancy	0	0				
Disorderly Conduct	1	0				
DUI	5	0				
Drunkenness	0	0				
Family-Non Violent	0	0				
Liquor Law Violations	2	0				
Peeping Tom	0	0				
Trespass	0	0				
All Other Offenses	4	0				
Total Group B	12	0				

Crime in Tennessee 2022

(*) Offenses are counted using the FBI Units of Count for Crime

(**) The 'Arrests' column shows arrests made for incidents during the selected period, regardless of arrest date. Arrest counts for the same period may change over time.

Harriman Police Department - NIBRS Agency Crime Overview - 2022

2022 Population Estimate		5,984	Offenses (*)		Arrests (**)	
Offense Overview			Reported	Cleared	Adult	Juvenile
Group A Offenses						
Crimes Against Persons						
Offense Total	408	Murder	0	0	0	0
Number Cleared	183	Negligent Manslaughter	0	0	0	0
Percent Cleared	44.85%	Negligent Vehicular Manslaughter	0	0	0	0
Group A Crimes per 100,000 population	6,818.2	Kidnapping/Abduction	0	0	0	0
		Forcible Rape	1	0	0	0
		Forcible Sodomy	0	0	0	0
		Sexual Assault W/Object	0	0	0	0
		Forcible Fondling	2	2	1	0
		Incest	0	0	0	0
		Statutory Rape	2	1	0	0
		Aggravated Assault	5	3	2	0
		Simple Assault	36	9	6	1
		Intimidation	5	1	0	0
		Stalking	0	0	0	0
		Commercial Sex Acts	0	0	0	0
		Involuntary Servitude	0	0	0	0
		Crimes Against Property				
		Arson	0	0	0	0
		Bribery	0	0	0	0
		Burglary	12	1	1	0
		Counterfeiting/Forgery	3	0	0	0
		Destruction/Damage/Vandalism	46	6	2	0
		Embezzlement	0	0	0	0
		Extortion/Blackmail	0	0	0	0
		Fraud - False Pretenses	1	0	0	0
		Fraud - Credit Card/ATM	13	0	0	0
		Fraud - Impersonation	2	1	1	0
		Fraud - Welfare	0	0	0	0
		Fraud - Wire	1	0	0	0
		Fraud - Identity Theft	2	0	0	0
		Fraud - Computer Hacking/Invasion	1	0	0	0
		Robbery	0	0	0	0
		Theft - Pocket-picking	0	0	0	0
		Theft - Purse Snatching	0	0	0	0
		Theft - Shoplifting	10	4	4	0
		Theft From Building	7	0	0	0
		Theft From Coin Machine	1	0	0	0
		Theft From Motor Vehicle	12	0	0	0
		Theft of Motor Vehicle Parts	11	0	0	0
		Theft - All Other Larceny	36	3	1	0
		Motor Vehicle Theft	11	1	0	0
		Stolen Property Offenses	0	0	0	0
		Crimes Against Society				
		Animal Cruelty	0	0	0	0
		Drug/Narcotic Violations	107	86	97	0
		Drug/Narcotic Equipment Violations	80	64	22	0
		Gambling - Betting/Wagering	0	0	0	0
		Gambling - Operating/Promoting	0	0	0	0
		Gambling - Equipment Violations	0	0	0	0
		Gambling - Sports Tampering	0	0	0	0
		Pornography/Obscene Material	0	0	0	0
		Prostitution	0	0	0	0
		Prostitution Assisting/Promoting	0	0	0	0
		Purchasing Prostitution	0	0	0	0
		Weapon Law Violations	1	1	0	0
		Total Group A Offenses	408	183	137	1
Domestic Violence Victims						
Offense	Reported	Cleared				
Murder	0	0				
Aggravated Assault	1	1				
Simple Assault	16	7				
Intimidation	0	0				
Stalking	0	0				
Forcible Rape	0	0				
Forcible Sodomy	0	0				
Sexual Assault W/Object	0	0				
Forcible Fondling	1	1				
Incest	0	0				
Statutory Rape	0	0				
Kidnapping/Abduction	0	0				
Commercial Sex Acts	0	0				
Involuntary Servitude	0	0				
Total	18	9				
Group B Arrests						
Offense	Adult	Juvenile				
Bad Checks	0	0				
Curfew/Vagrancy	0	0				
Disorderly Conduct	0	0				
DUI	11	0				
Drunkenness	5	0				
Family-Non Violent	0	0				
Liquor Law Violations	0	0				
Peeping Tom	0	0				
Trespass	5	0				
All Other Offenses	6	1				
Total Group B	27	1				

Crime in Tennessee 2022

(*) Offenses are counted using the FBI Units of Count for Crime

(**) The 'Arrests' column shows arrests made for incidents during the selected period, regardless of arrest date. Arrest counts for the same period may change over time.

Henderson Police Department - NIBRS Agency Crime Overview - 2022

2022 Population Estimate		6,372		Offenses (*)		Arrests (**)		
Offense Overview		Group A Offenses		Reported	Cleared	Adult	Juvenile	
Offense Total	293	Crimes Against Persons						
Number Cleared	172	Murder		0	0	0	0	
Percent Cleared	58.70%	Negligent Manslaughter		0	0	0	0	
Group A Crimes per 100,000 population	4,598.2	Negligent Vehicular Manslaughter		0	0	0	0	
		Kidnapping/Abduction		1	0	0	0	
		Forcible Rape		1	1	1	0	
		Forcible Sodomy		0	0	0	0	
		Sexual Assault W/Object		0	0	0	0	
		Forcible Fondling		0	0	0	0	
		Incest		0	0	0	0	
		Statutory Rape		0	0	0	0	
		Aggravated Assault		24	16	12	1	
		Simple Assault		53	35	30	2	
		Intimidation		10	6	6	0	
		Stalking		2	1	1	0	
		Commercial Sex Acts		0	0	0	0	
		Involuntary Servitude		0	0	0	0	
		Crimes Against Property						
		Arson		0	0	0	0	
		Bribery		0	0	0	0	
		Burglary		11	1	1	0	
		Counterfeiting/Forgery		7	2	1	1	
		Destruction/Damage/Vandalism		39	17	7	1	
		Embezzlement		0	0	0	0	
		Extortion/Blackmail		0	0	0	0	
		Fraud - False Pretenses		5	2	1	0	
		Fraud - Credit Card/ATM		4	0	0	0	
		Fraud - Impersonation		3	2	1	0	
		Fraud - Welfare		0	0	0	0	
		Fraud - Wire		0	0	0	0	
		Fraud - Identity Theft		0	0	0	0	
		Fraud - Computer Hacking/Invasion		0	0	0	0	
		Robbery		1	1	1	0	
		Theft - Pocket-picking		0	0	0	0	
		Theft - Purse Snatching		0	0	0	0	
		Theft - Shoplifting		6	2	1	0	
		Theft From Building		5	0	0	0	
		Theft From Coin Machine		0	0	0	0	
		Theft From Motor Vehicle		8	2	0	0	
		Theft of Motor Vehicle Parts		8	1	1	0	
		Theft - All Other Larceny		23	6	3	0	
		Motor Vehicle Theft		8	5	1	1	
		Stolen Property Offenses		0	0	0	0	
		Crimes Against Society						
		Animal Cruelty		0	0	0	0	
		Drug/Narcotic Violations		48	46	47	1	
		Drug/Narcotic Equipment Violations		22	22	4	0	
		Gambling - Betting/Wagering		0	0	0	0	
		Gambling - Operating/Promoting		0	0	0	0	
		Gambling - Equipment Violations		0	0	0	0	
		Gambling - Sports Tampering		0	0	0	0	
		Pornography/Obscene Material		0	0	0	0	
		Prostitution		0	0	0	0	
		Prostitution Assisting/Promoting		0	0	0	0	
		Purchasing Prostitution		0	0	0	0	
		Weapon Law Violations		4	4	1	0	
		Total Group A Offenses		293	172	120	7	
Domestic Violence Victims								
Offense	Reported	Cleared						
Murder	0	0						
Aggravated Assault	16	13						
Simple Assault	35	26						
Intimidation	6	4						
Stalking	1	1						
Forcible Rape	0	0						
Forcible Sodomy	0	0						
Sexual Assault W/Object	0	0						
Forcible Fondling	0	0						
Incest	0	0						
Statutory Rape	0	0						
Kidnapping/Abduction	1	0						
Commercial Sex Acts	0	0						
Involuntary Servitude	0	0						
Total	59	44						
Group B Arrests								
Offense	Adult	Juvenile						
Bad Checks	0	0						
Curfew/Vagrancy	0	0						
Disorderly Conduct	3	0						
DUI	20	0						
Drunkenness	9	0						
Family-Non Violent	1	0						
Liquor Law Violations	4	0						
Peeping Tom	0	0						
Trespass	2	0						
All Other Offenses	7	0						
Total Group B	46	0						

Crime in Tennessee 2022

(*) Offenses are counted using the FBI Units of Count for Crime

(**) The 'Arrests' column shows arrests made for incidents during the selected period, regardless of arrest date. Arrest counts for the same period may change over time.

Hendersonville Police Department - NIBRS Agency Crime Overview - 2022

2022 Population Estimate		62,475		Offenses (*)		Arrests (**)	
Offense Overview		Group A Offenses		Reported	Cleared	Adult	Juvenile
Offense Total	2,603	Crimes Against Persons					
Number Cleared	1,503	Murder		3	3	2	0
Percent Cleared	57.74%	Negligent Manslaughter		0	0	0	0
Group A Crimes per 100,000 population	4,166.5	Negligent Vehicular Manslaughter		0	0	0	0
		Kidnapping/Abduction		6	4	5	0
		Forcible Rape		2	2	3	0
		Forcible Sodomy		0	0	0	0
		Sexual Assault W/Object		0	0	0	0
		Forcible Fondling		3	1	0	1
		Incest		0	0	0	0
		Statutory Rape		6	4	3	0
		Aggravated Assault		77	58	66	7
		Simple Assault		293	182	118	38
		Intimidation		32	17	3	0
		Stalking		6	0	0	0
		Commercial Sex Acts		5	5	0	0
		Involuntary Servitude		0	0	0	0
		Crimes Against Property					
		Arson		3	1	0	1
		Bribery		0	0	0	0
		Burglary		36	16	20	0
		Counterfeiting/Forgery		78	30	26	1
		Destruction/Damage/Vandalism		118	39	11	6
		Embezzlement		14	4	1	0
		Extortion/Blackmail		12	0	0	0
		Fraud - False Pretenses		290	62	7	0
		Fraud - Credit Card/ATM		88	7	0	0
		Fraud - Impersonation		16	16	15	2
		Fraud - Welfare		0	0	0	0
		Fraud - Wire		2	0	0	0
		Fraud - Identity Theft		0	0	0	0
		Fraud - Computer Hacking/Invasion		0	0	0	0
		Robbery		3	1	1	0
		Theft - Pocket-picking		1	0	0	0
		Theft - Purse Snatching		0	0	0	0
		Theft - Shoplifting		211	99	154	1
		Theft From Building		82	15	13	1
		Theft From Coin Machine		0	0	0	0
		Theft From Motor Vehicle		67	16	15	6
		Theft of Motor Vehicle Parts		33	3	3	0
		Theft - All Other Larceny		67	11	47	2
		Motor Vehicle Theft		39	12	22	1
		Stolen Property Offenses		80	68	33	3
		Crimes Against Society					
		Animal Cruelty		1	0	0	0
		Drug/Narcotic Violations		457	415	380	15
		Drug/Narcotic Equipment Violations		392	341	42	1
		Gambling - Betting/Wagering		0	0	0	0
		Gambling - Operating/Promoting		0	0	0	0
		Gambling - Equipment Violations		0	0	0	0
		Gambling - Sports Tampering		0	0	0	0
		Pornography/Obscene Material		8	1	0	0
		Prostitution		3	3	1	0
		Prostitution Assisting/Promoting		4	4	2	0
		Purchasing Prostitution		0	0	0	0
		Weapon Law Violations		65	63	9	0
		Total Group A Offenses		2,603	1,503	1,002	86

Domestic Violence Victims		
Offense	Reported	Cleared
Murder	1	1
Aggravated Assault	31	26
Simple Assault	176	129
Intimidation	13	12
Stalking	4	0
Forcible Rape	0	0
Forcible Sodomy	0	0
Sexual Assault W/Object	0	0
Forcible Fondling	2	1
Incest	0	0
Statutory Rape	1	1
Kidnapping/Abduction	4	3
Commercial Sex Acts	0	0
Involuntary Servitude	0	0
Total	232	173

Group B Arrests		
Offense	Adult	Juvenile
Bad Checks	0	0
Curfew/Vagrancy	0	1
Disorderly Conduct	7	1
DUI	113	0
Drunkenness	36	0
Family-Non Violent	2	0
Liquor Law Violations	4	0
Peeping Tom	0	0
Trespass	5	1
All Other Offenses	68	28
Total Group B	235	31

Crime in Tennessee 2022

(*) Offenses are counted using the FBI Units of Count for Crime

(**) The 'Arrests' column shows arrests made for incidents during the selected period, regardless of arrest date. Arrest counts for the same period may change over time.

Henning Police Department - NIBRS Agency Crime Overview - 2022

2022 Population Estimate		N/A	Offenses (*)		Arrests (**)	
Offense Overview			Reported	Cleared	Adult	Juvenile
Group A Offenses						
Crimes Against Persons						
Offense Total	2	Murder	0	0	0	0
Number Cleared	2	Negligent Manslaughter	0	0	0	0
Percent Cleared	100.00%	Negligent Vehicular Manslaughter	0	0	0	0
Group A Crimes per 100,000 population	N/A	Kidnapping/Abduction	0	0	0	0
		Forcible Rape	0	0	0	0
		Forcible Sodomy	0	0	0	0
		Sexual Assault W/Object	0	0	0	0
		Forcible Fondling	0	0	0	0
Arrest Overview		Incest	0	0	0	0
Total Arrests	3	Statutory Rape	0	0	0	0
Adult Arrests	3	Aggravated Assault	2	2	3	0
Juvenile Arrests	0	Simple Assault	0	0	0	0
Unknown Age	0	Intimidation	0	0	0	0
Arrests per 100,000 population	N/A	Stalking	0	0	0	0
		Commercial Sex Acts	0	0	0	0
Average number offenses/incident	1.00	Involuntary Servitude	0	0	0	0
		Crimes Against Property				
Domestic Violence Victims		Arson	0	0	0	0
Offense	Reported	Cleared	Bribery	0	0	0
Murder	0	0	Burglary	0	0	0
Aggravated Assault	2	2	Counterfeiting/Forgery	0	0	0
Simple Assault	0	0	Destruction/Damage/Vandalism	0	0	0
Intimidation	0	0	Embezzlement	0	0	0
Stalking	0	0	Extortion/Blackmail	0	0	0
Forcible Rape	0	0	Fraud - False Pretenses	0	0	0
Forcible Sodomy	0	0	Fraud - Credit Card/ATM	0	0	0
Sexual Assault W/Object	0	0	Fraud - Impersonation	0	0	0
Forcible Fondling	0	0	Fraud - Welfare	0	0	0
Incest	0	0	Fraud - Wire	0	0	0
Statutory Rape	0	0	Fraud - Identity Theft	0	0	0
Kidnapping/Abduction	0	0	Fraud - Computer Hacking/Invasion	0	0	0
Commercial Sex Acts	0	0	Robbery	0	0	0
Involuntary Servitude	0	0	Theft - Pocket-picking	0	0	0
Total	2	2	Theft - Purse Snatching	0	0	0
			Theft - Shoplifting	0	0	0
			Theft From Building	0	0	0
Group B Arrests			Theft From Coin Machine	0	0	0
Offense	Adult	Juvenile	Theft From Motor Vehicle	0	0	0
Bad Checks	0	0	Theft of Motor Vehicle Parts	0	0	0
Curfew/Vagrancy	0	0	Theft - All Other Larceny	0	0	0
Disorderly Conduct	0	0	Motor Vehicle Theft	0	0	0
DUI	0	0	Stolen Property Offenses	0	0	0
Drunkenness	0	0	Crimes Against Society			
Family-Non Violent	0	0	Animal Cruelty	0	0	0
Liquor Law Violations	0	0	Drug/Narcotic Violations	0	0	0
Peeping Tom	0	0	Drug/Narcotic Equipment Violations	0	0	0
Trespass	0	0	Gambling - Betting/Wagering	0	0	0
All Other Offenses	0	0	Gambling - Operating/Promoting	0	0	0
Total Group B	0	0	Gambling - Equipment Violations	0	0	0
			Gambling - Sports Tampering	0	0	0
			Pornography/Obscene Material	0	0	0
			Prostitution	0	0	0
			Prostitution Assisting/Promoting	0	0	0
			Purchasing Prostitution	0	0	0
			Weapon Law Violations	0	0	0
			Total Group A Offenses	2	2	3

Crime in Tennessee 2022

(*) Offenses are counted using the FBI Units of Count for Crime

(**) The 'Arrests' column shows arrests made for incidents during the selected period, regardless of arrest date. Arrest counts for the same period may change over time.

Henry Police Department - NIBRS Agency Crime Overview - 2022

2022 Population Estimate		442	Offenses (*)		Arrests (**)	
Offense Overview			Reported	Cleared	Adult	Juvenile
Group A Offenses						
Crimes Against Persons						
Offense Total	15	Murder	0	0	0	0
Number Cleared	10	Negligent Manslaughter	0	0	0	0
Percent Cleared	66.67%	Negligent Vehicular Manslaughter	0	0	0	0
Group A Crimes per 100,000 population	3,393.7	Kidnapping/Abduction	0	0	0	0
		Forcible Rape	0	0	0	0
		Forcible Sodomy	0	0	0	0
		Sexual Assault W/Object	0	0	0	0
		Forcible Fondling	0	0	0	0
		Incest	0	0	0	0
Arrest Overview		Statutory Rape	0	0	0	0
Total Arrests	6	Aggravated Assault	3	3	1	0
Adult Arrests	6	Simple Assault	3	3	3	0
Juvenile Arrests	0	Intimidation	0	0	0	0
Unknown Age	0	Stalking	0	0	0	0
Arrests per 100,000 population	1,357.5	Commercial Sex Acts	0	0	0	0
		Involuntary Servitude	0	0	0	0
Average number offenses/incident	1.36	Crimes Against Property				
Domestic Violence Victims						
Offense	Reported	Cleared	Arson	0	0	0
Murder	0	0	Bribery	0	0	0
Aggravated Assault	2	2	Burglary	0	0	0
Simple Assault	2	2	Counterfeiting/Forgery	1	0	0
Intimidation	0	0	Destruction/Damage/Vandalism	1	0	0
Stalking	0	0	Embezzlement	0	0	0
Forcible Rape	0	0	Extortion/Blackmail	0	0	0
Forcible Sodomy	0	0	Fraud - False Pretenses	1	0	0
Sexual Assault W/Object	0	0	Fraud - Credit Card/ATM	0	0	0
Forcible Fondling	0	0	Fraud - Impersonation	0	0	0
Incest	0	0	Fraud - Welfare	0	0	0
Statutory Rape	0	0	Fraud - Wire	0	0	0
Kidnapping/Abduction	0	0	Fraud - Identity Theft	0	0	0
Commercial Sex Acts	0	0	Fraud - Computer Hacking/Invasion	0	0	0
Involuntary Servitude	0	0	Robbery	0	0	0
Total	4	4	Theft - Pocket-picking	0	0	0
			Theft - Purse Snatching	0	0	0
			Theft - Shoplifting	1	1	0
			Theft From Building	2	0	0
			Theft From Coin Machine	0	0	0
			Theft From Motor Vehicle	0	0	0
			Theft of Motor Vehicle Parts	0	0	0
			Theft - All Other Larceny	0	0	0
			Motor Vehicle Theft	0	0	0
			Stolen Property Offenses	0	0	0
			Crimes Against Society			
			Animal Cruelty	0	0	0
			Drug/Narcotic Violations	2	2	1
			Drug/Narcotic Equipment Violations	1	1	0
			Gambling - Betting/Wagering	0	0	0
			Gambling - Operating/Promoting	0	0	0
			Gambling - Equipment Violations	0	0	0
			Gambling - Sports Tampering	0	0	0
			Pornography/Obscene Material	0	0	0
			Prostitution	0	0	0
			Prostitution Assisting/Promoting	0	0	0
			Purchasing Prostitution	0	0	0
			Weapon Law Violations	0	0	0
			Total Group A Offenses	15	10	5
Group B Arrests						
Offense	Adult	Juvenile				
Bad Checks	0	0				
Curfew/Vagrancy	0	0				
Disorderly Conduct	0	0				
DUI	0	0				
Drunkenness	1	0				
Family-Non Violent	0	0				
Liquor Law Violations	0	0				
Peeping Tom	0	0				
Trespass	0	0				
All Other Offenses	0	0				
Total Group B	1	0				

Crime in Tennessee 2022

(*) Offenses are counted using the FBI Units of Count for Crime

(**) The 'Arrests' column shows arrests made for incidents during the selected period, regardless of arrest date. Arrest counts for the same period may change over time.

Hollow Rock Police Department - NIBRS Agency Crime Overview - 2022

2022 Population Estimate		690	Offenses (*)		Arrests (**)	
Offense Overview			Reported	Cleared	Adult	Juvenile
Group A Offenses						
Crimes Against Persons						
Offense Total	11	Murder	0	0	0	0
Number Cleared	8	Negligent Manslaughter	0	0	0	0
Percent Cleared	72.73%	Negligent Vehicular Manslaughter	0	0	0	0
Group A Crimes per 100,000 population	1,594.2	Kidnapping/Abduction	0	0	0	0
		Forcible Rape	0	0	0	0
		Forcible Sodomy	0	0	0	0
		Sexual Assault W/Object	0	0	0	0
		Forcible Fondling	0	0	0	0
		Incest	0	0	0	0
		Statutory Rape	0	0	0	0
		Aggravated Assault	2	2	2	0
		Simple Assault	1	0	0	0
		Intimidation	0	0	0	0
		Stalking	0	0	0	0
		Commercial Sex Acts	0	0	0	0
		Involuntary Servitude	0	0	0	0
		Crimes Against Property				
		Arson	0	0	0	0
		Bribery	0	0	0	0
		Burglary	0	0	0	0
		Counterfeiting/Forgery	0	0	0	0
		Destruction/Damage/Vandalism	1	0	0	0
		Embezzlement	0	0	0	0
		Extortion/Blackmail	0	0	0	0
		Fraud - False Pretenses	0	0	0	0
		Fraud - Credit Card/ATM	1	1	1	0
		Fraud - Impersonation	0	0	0	0
		Fraud - Welfare	0	0	0	0
		Fraud - Wire	0	0	0	0
		Fraud - Identity Theft	0	0	0	0
		Fraud - Computer Hacking/Invasion	0	0	0	0
		Robbery	0	0	0	0
		Theft - Pocket-picking	0	0	0	0
		Theft - Purse Snatching	0	0	0	0
		Theft - Shoplifting	0	0	0	0
		Theft From Building	1	1	1	0
		Theft From Coin Machine	0	0	0	0
		Theft From Motor Vehicle	1	0	0	0
		Theft of Motor Vehicle Parts	0	0	0	0
		Theft - All Other Larceny	1	1	1	0
		Motor Vehicle Theft	0	0	0	0
		Stolen Property Offenses	0	0	0	0
		Crimes Against Society				
		Animal Cruelty	0	0	0	0
		Drug/Narcotic Violations	3	3	3	0
		Drug/Narcotic Equipment Violations	0	0	0	0
		Gambling - Betting/Wagering	0	0	0	0
		Gambling - Operating/Promoting	0	0	0	0
		Gambling - Equipment Violations	0	0	0	0
		Gambling - Sports Tampering	0	0	0	0
		Pornography/Obscene Material	0	0	0	0
		Prostitution	0	0	0	0
		Prostitution Assisting/Promoting	0	0	0	0
		Purchasing Prostitution	0	0	0	0
		Weapon Law Violations	0	0	0	0
		Total Group A Offenses	11	8	8	0
Domestic Violence Victims						
Offense	Reported	Cleared				
Murder	0	0				
Aggravated Assault	2	2				
Simple Assault	0	0				
Intimidation	0	0				
Stalking	0	0				
Forcible Rape	0	0				
Forcible Sodomy	0	0				
Sexual Assault W/Object	0	0				
Forcible Fondling	0	0				
Incest	0	0				
Statutory Rape	0	0				
Kidnapping/Abduction	0	0				
Commercial Sex Acts	0	0				
Involuntary Servitude	0	0				
Total	2	2				
Group B Arrests						
Offense	Adult	Juvenile				
Bad Checks	0	0				
Curfew/Vagrancy	0	0				
Disorderly Conduct	0	0				
DUI	0	0				
Drunkenness	0	0				
Family-Non Violent	2	0				
Liquor Law Violations	0	0				
Peeping Tom	0	0				
Trespass	0	0				
All Other Offenses	1	0				
Total Group B	3	0				

Crime in Tennessee 2022

(*) Offenses are counted using the FBI Units of Count for Crime

(**) The 'Arrests' column shows arrests made for incidents during the selected period, regardless of arrest date. Arrest counts for the same period may change over time.

Hornbeak Police Department - NIBRS Agency Crime Overview - 2022

2022 Population Estimate		497	Offenses (*)		Arrests (**)		
			Reported	Cleared	Adult	Juvenile	
Offense Overview			Group A Offenses				
			Crimes Against Persons				
Offense Total	0		Murder	0	0	0	0
Number Cleared	0		Negligent Manslaughter	0	0	0	0
Percent Cleared	0.00%		Negligent Vehicular Manslaughter	0	0	0	0
Group A Crimes per 100,000 population	0.0		Kidnapping/Abduction	0	0	0	0
			Forcible Rape	0	0	0	0
			Forcible Sodomy	0	0	0	0
			Sexual Assault W/Object	0	0	0	0
			Forcible Fondling	0	0	0	0
			Incest	0	0	0	0
Arrest Overview			Statutory Rape	0	0	0	0
Total Arrests	0		Aggravated Assault	0	0	0	0
Adult Arrests	0		Simple Assault	0	0	0	0
Juvenile Arrests	0		Intimidation	0	0	0	0
Unknown Age	0		Stalking	0	0	0	0
Arrests per 100,000 population	0.0		Commercial Sex Acts	0	0	0	0
			Involuntary Servitude	0	0	0	0
Average number offenses/incident	0.00		Crimes Against Property				
			Arson	0	0	0	0
			Bribery	0	0	0	0
			Burglary	0	0	0	0
			Counterfeiting/Forgery	0	0	0	0
			Destruction/Damage/Vandalism	0	0	0	0
			Embezzlement	0	0	0	0
			Extortion/Blackmail	0	0	0	0
			Fraud - False Pretenses	0	0	0	0
			Fraud - Credit Card/ATM	0	0	0	0
			Fraud - Impersonation	0	0	0	0
			Fraud - Welfare	0	0	0	0
			Fraud - Wire	0	0	0	0
			Fraud - Identity Theft	0	0	0	0
			Fraud - Computer Hacking/Invasion	0	0	0	0
			Robbery	0	0	0	0
			Theft - Pocket-picking	0	0	0	0
			Theft - Purse Snatching	0	0	0	0
			Theft - Shoplifting	0	0	0	0
			Theft From Building	0	0	0	0
			Theft From Coin Machine	0	0	0	0
			Theft From Motor Vehicle	0	0	0	0
			Theft of Motor Vehicle Parts	0	0	0	0
			Theft - All Other Larceny	0	0	0	0
			Motor Vehicle Theft	0	0	0	0
			Stolen Property Offenses	0	0	0	0
			Crimes Against Society				
			Animal Cruelty	0	0	0	0
			Drug/Narcotic Violations	0	0	0	0
			Drug/Narcotic Equipment Violations	0	0	0	0
			Gambling - Betting/Wagering	0	0	0	0
			Gambling - Operating/Promoting	0	0	0	0
			Gambling - Equipment Violations	0	0	0	0
			Gambling - Sports Tampering	0	0	0	0
			Pornography/Obscene Material	0	0	0	0
			Prostitution	0	0	0	0
			Prostitution Assisting/Promoting	0	0	0	0
			Purchasing Prostitution	0	0	0	0
			Weapon Law Violations	0	0	0	0
			Total Group A Offenses	0	0	0	0
Domestic Violence Victims							
Offense	Reported	Cleared					
Murder	0	0					
Aggravated Assault	0	0					
Simple Assault	0	0					
Intimidation	0	0					
Stalking	0	0					
Forcible Rape	0	0					
Forcible Sodomy	0	0					
Sexual Assault W/Object	0	0					
Forcible Fondling	0	0					
Incest	0	0					
Statutory Rape	0	0					
Kidnapping/Abduction	0	0					
Commercial Sex Acts	0	0					
Involuntary Servitude	0	0					
Total	0	0					
Group B Arrests							
Offense	Adult	Juvenile					
Bad Checks	0	0					
Curfew/Vagrancy	0	0					
Disorderly Conduct	0	0					
DUI	0	0					
Drunkenness	0	0					
Family-Non Violent	0	0					
Liquor Law Violations	0	0					
Peeping Tom	0	0					
Trespass	0	0					
All Other Offenses	0	0					
Total Group B	0	0					

Crime in Tennessee 2022

(*) Offenses are counted using the FBI Units of Count for Crime

(**) The 'Arrests' column shows arrests made for incidents during the selected period, regardless of arrest date. Arrest counts for the same period may change over time.

Humboldt Police Department - NIBRS Agency Crime Overview - 2022

2022 Population Estimate		7,831		Offenses (*)		Arrests (**)	
				Reported	Cleared	Adult	Juvenile
Offense Overview				Group A Offenses			
Crimes Against Persons							
Offense Total	572	Murder	0	0	0	0	
Number Cleared	252	Negligent Manslaughter	0	0	0	0	
Percent Cleared	44.06%	Negligent Vehicular Manslaughter	0	0	0	0	
Group A Crimes per 100,000 population	7,304.3	Kidnapping/Abduction	0	0	0	0	
		Forcible Rape	6	2	2	0	
		Forcible Sodomy	1	0	0	0	
		Sexual Assault W/Object	0	0	0	0	
		Forcible Fondling	4	1	0	1	
		Incest	0	0	0	0	
		Statutory Rape	0	0	0	0	
		Aggravated Assault	66	55	29	1	
		Simple Assault	83	39	29	6	
		Intimidation	45	7	6	0	
		Stalking	17	5	5	0	
		Commercial Sex Acts	0	0	0	0	
		Involuntary Servitude	0	0	0	0	
		Crimes Against Property					
		Arson	3	1	1	0	
		Bribery	0	0	0	0	
		Burglary	36	8	5	1	
		Counterfeiting/Forgery	5	0	0	0	
		Destruction/Damage/Vandalism	45	8	4	2	
		Embezzlement	0	0	0	0	
		Extortion/Blackmail	1	0	0	0	
		Fraud - False Pretenses	19	1	1	0	
		Fraud - Credit Card/ATM	2	1	2	0	
		Fraud - Impersonation	2	2	1	0	
		Fraud - Welfare	0	0	0	0	
		Fraud - Wire	4	0	0	0	
		Fraud - Identity Theft	2	1	1	0	
		Fraud - Computer Hacking/Invasion	0	0	0	0	
		Robbery	3	1	1	0	
		Theft - Pocket-picking	3	0	0	0	
		Theft - Purse Snatching	0	0	0	0	
		Theft - Shoplifting	7	2	2	0	
		Theft From Building	31	5	4	1	
		Theft From Coin Machine	0	0	0	0	
		Theft From Motor Vehicle	32	2	2	0	
		Theft of Motor Vehicle Parts	3	0	0	0	
		Theft - All Other Larceny	21	2	1	1	
		Motor Vehicle Theft	11	1	1	0	
		Stolen Property Offenses	0	0	0	0	
		Crimes Against Society					
		Animal Cruelty	2	0	0	0	
		Drug/Narcotic Violations	72	66	64	4	
		Drug/Narcotic Equipment Violations	14	13	1	0	
		Gambling - Betting/Wagering	0	0	0	0	
		Gambling - Operating/Promoting	0	0	0	0	
		Gambling - Equipment Violations	0	0	0	0	
		Gambling - Sports Tampering	0	0	0	0	
		Pornography/Obscene Material	1	1	1	0	
		Prostitution	0	0	0	0	
		Prostitution Assisting/Promoting	0	0	0	0	
		Purchasing Prostitution	0	0	0	0	
		Weapon Law Violations	31	28	4	1	
		Total Group A Offenses	572	252	167	18	
Domestic Violence Victims							
Offense	Reported	Cleared					
Murder	0	0					
Aggravated Assault	17	14					
Simple Assault	53	31					
Intimidation	17	4					
Stalking	7	3					
Forcible Rape	1	0					
Forcible Sodomy	1	0					
Sexual Assault W/Object	0	0					
Forcible Fondling	0	0					
Incest	0	0					
Statutory Rape	0	0					
Kidnapping/Abduction	0	0					
Commercial Sex Acts	0	0					
Involuntary Servitude	0	0					
Total	96	52					
Group B Arrests							
Offense	Adult	Juvenile					
Bad Checks	0	0					
Curfew/Vagrancy	0	0					
Disorderly Conduct	5	0					
DUI	60	0					
Drunkenness	17	0					
Family-Non Violent	1	0					
Liquor Law Violations	5	0					
Peeping Tom	0	0					
Trespass	5	0					
All Other Offenses	13	0					
Total Group B	106	0					

Crime in Tennessee 2022

(*) Offenses are counted using the FBI Units of Count for Crime

(**) The 'Arrests' column shows arrests made for incidents during the selected period, regardless of arrest date. Arrest counts for the same period may change over time.

Huntingdon Police Department - NIBRS Agency Crime Overview - 2022

2022 Population Estimate		4,432		Offenses (*)		Arrests (**)		
Offense Overview		Group A Offenses		Reported	Cleared	Adult	Juvenile	
Offense Total	190	Crimes Against Persons						
Number Cleared	169	Murder		0	0	0	0	
Percent Cleared	88.95%	Negligent Manslaughter		0	0	0	0	
Group A Crimes per 100,000 population	4,287.0	Negligent Vehicular Manslaughter		0	0	0	0	
		Kidnapping/Abduction		1	1	1	0	
		Forcible Rape		0	0	0	0	
		Forcible Sodomy		0	0	0	0	
		Sexual Assault W/Object		0	0	0	0	
		Forcible Fondling		0	0	0	0	
		Incest		0	0	0	0	
		Statutory Rape		0	0	0	0	
		Aggravated Assault		9	9	9	0	
		Simple Assault		8	8	4	1	
		Intimidation		0	0	0	0	
		Stalking		0	0	0	0	
		Commercial Sex Acts		0	0	0	0	
		Involuntary Servitude		0	0	0	0	
		Crimes Against Property						
		Arson		1	1	0	0	
		Bribery		0	0	0	0	
		Burglary		1	1	0	0	
		Counterfeiting/Forgery		0	0	0	0	
		Destruction/Damage/Vandalism		7	7	2	0	
		Embezzlement		0	0	0	0	
		Extortion/Blackmail		0	0	0	0	
		Fraud - False Pretenses		4	1	2	0	
		Fraud - Credit Card/ATM		3	2	3	0	
		Fraud - Impersonation		1	0	0	0	
		Fraud - Welfare		0	0	0	0	
		Fraud - Wire		0	0	0	0	
		Fraud - Identity Theft		1	0	0	0	
		Fraud - Computer Hacking/Invasion		0	0	0	0	
		Robbery		0	0	0	0	
		Theft - Pocket-picking		1	0	0	0	
		Theft - Purse Snatching		0	0	0	0	
		Theft - Shoplifting		42	40	50	1	
		Theft From Building		2	1	1	0	
		Theft From Coin Machine		0	0	0	0	
		Theft From Motor Vehicle		0	0	0	0	
		Theft of Motor Vehicle Parts		0	0	0	0	
		Theft - All Other Larceny		3	2	2	0	
		Motor Vehicle Theft		4	4	4	0	
		Stolen Property Offenses		0	0	0	0	
		Crimes Against Society						
		Animal Cruelty		1	1	0	0	
		Drug/Narcotic Violations		58	53	55	0	
		Drug/Narcotic Equipment Violations		39	35	6	0	
		Gambling - Betting/Wagering		0	0	0	0	
		Gambling - Operating/Promoting		0	0	0	0	
		Gambling - Equipment Violations		0	0	0	0	
		Gambling - Sports Tampering		0	0	0	0	
		Pornography/Obscene Material		0	0	0	0	
		Prostitution		0	0	0	0	
		Prostitution Assisting/Promoting		0	0	0	0	
		Purchasing Prostitution		0	0	0	0	
		Weapon Law Violations		4	3	2	0	
		Total Group A Offenses		190	169	141	2	
Domestic Violence Victims								
Offense	Reported	Cleared						
Murder	0	0						
Aggravated Assault	7	7						
Simple Assault	4	4						
Intimidation	0	0						
Stalking	0	0						
Forcible Rape	0	0						
Forcible Sodomy	0	0						
Sexual Assault W/Object	0	0						
Forcible Fondling	0	0						
Incest	0	0						
Statutory Rape	0	0						
Kidnapping/Abduction	0	0						
Commercial Sex Acts	0	0						
Involuntary Servitude	0	0						
Total	11	11						
Group B Arrests								
Offense	Adult	Juvenile						
Bad Checks	0	0						
Curfew/Vagrancy	0	0						
Disorderly Conduct	2	0						
DUI	11	0						
Drunkenness	7	0						
Family-Non Violent	0	0						
Liquor Law Violations	0	0						
Peeping Tom	0	0						
Trespass	2	0						
All Other Offenses	12	0						
Total Group B	34	0						

Crime in Tennessee 2022

(*) Offenses are counted using the FBI Units of Count for Crime

(**) The 'Arrests' column shows arrests made for incidents during the selected period, regardless of arrest date. Arrest counts for the same period may change over time.

Huntland Police Department - NIBRS Agency Crime Overview - 2022

2022 Population Estimate		895	Offenses (*)		Arrests (**)	
Offense Overview			Reported	Cleared	Adult	Juvenile
Group A Offenses						
Crimes Against Persons						
Offense Total	14	Murder	0	0	0	0
Number Cleared	12	Negligent Manslaughter	0	0	0	0
Percent Cleared	85.71%	Negligent Vehicular Manslaughter	0	0	0	0
Group A Crimes per 100,000 population	1,564.2	Kidnapping/Abduction	0	0	0	0
		Forcible Rape	0	0	0	0
		Forcible Sodomy	0	0	0	0
		Sexual Assault W/Object	0	0	0	0
		Forcible Fondling	0	0	0	0
		Incest	0	0	0	0
		Statutory Rape	0	0	0	0
		Aggravated Assault	3	3	2	1
		Simple Assault	2	2	2	0
		Intimidation	0	0	0	0
		Stalking	0	0	0	0
		Commercial Sex Acts	0	0	0	0
		Involuntary Servitude	0	0	0	0
		Crimes Against Property				
		Arson	0	0	0	0
		Bribery	0	0	0	0
		Burglary	1	0	0	0
		Counterfeiting/Forgery	0	0	0	0
		Destruction/Damage/Vandalism	1	1	0	0
		Embezzlement	0	0	0	0
		Extortion/Blackmail	0	0	0	0
		Fraud - False Pretenses	0	0	0	0
		Fraud - Credit Card/ATM	0	0	0	0
		Fraud - Impersonation	0	0	0	0
		Fraud - Welfare	0	0	0	0
		Fraud - Wire	0	0	0	0
		Fraud - Identity Theft	0	0	0	0
		Fraud - Computer Hacking/Invasion	0	0	0	0
		Robbery	0	0	0	0
		Theft - Pocket-picking	0	0	0	0
		Theft - Purse Snatching	0	0	0	0
		Theft - Shoplifting	1	1	1	0
		Theft From Building	0	0	0	0
		Theft From Coin Machine	0	0	0	0
		Theft From Motor Vehicle	0	0	0	0
		Theft of Motor Vehicle Parts	0	0	0	0
		Theft - All Other Larceny	1	0	0	0
		Motor Vehicle Theft	0	0	0	0
		Stolen Property Offenses	0	0	0	0
		Crimes Against Society				
		Animal Cruelty	0	0	0	0
		Drug/Narcotic Violations	2	2	1	0
		Drug/Narcotic Equipment Violations	2	2	0	0
		Gambling - Betting/Wagering	0	0	0	0
		Gambling - Operating/Promoting	0	0	0	0
		Gambling - Equipment Violations	0	0	0	0
		Gambling - Sports Tampering	0	0	0	0
		Pornography/Obscene Material	0	0	0	0
		Prostitution	0	0	0	0
		Prostitution Assisting/Promoting	0	0	0	0
		Purchasing Prostitution	0	0	0	0
		Weapon Law Violations	1	1	1	0
		Total Group A Offenses	14	12	7	1
Domestic Violence Victims						
Offense	Reported	Cleared				
Murder	0	0				
Aggravated Assault	0	0				
Simple Assault	2	2				
Intimidation	0	0				
Stalking	0	0				
Forcible Rape	0	0				
Forcible Sodomy	0	0				
Sexual Assault W/Object	0	0				
Forcible Fondling	0	0				
Incest	0	0				
Statutory Rape	0	0				
Kidnapping/Abduction	0	0				
Commercial Sex Acts	0	0				
Involuntary Servitude	0	0				
Total	2	2				
Group B Arrests						
Offense	Adult	Juvenile				
Bad Checks	0	0				
Curfew/Vagrancy	0	0				
Disorderly Conduct	0	0				
DUI	1	0				
Drunkenness	0	0				
Family-Non Violent	1	0				
Liquor Law Violations	0	0				
Peeping Tom	0	0				
Trespass	0	0				
All Other Offenses	0	0				
Total Group B	2	0				

Crime in Tennessee 2022

(*) Offenses are counted using the FBI Units of Count for Crime

(**) The 'Arrests' column shows arrests made for incidents during the selected period, regardless of arrest date. Arrest counts for the same period may change over time.

Jacksboro Police Department - NIBRS Agency Crime Overview - 2022

2022 Population Estimate		2,313	Offenses (*)		Arrests (**)		
Offense Overview			Reported	Cleared	Adult	Juvenile	
Group A Offenses							
Crimes Against Persons							
Offense Total	110	Murder	0	0	0	0	
Number Cleared	56	Negligent Manslaughter	0	0	0	0	
Percent Cleared	50.91%	Negligent Vehicular Manslaughter	0	0	0	0	
Group A Crimes per 100,000 population	4,755.7	Kidnapping/Abduction	0	0	0	0	
		Forcible Rape	0	0	0	0	
		Forcible Sodomy	0	0	0	0	
		Sexual Assault W/Object	0	0	0	0	
		Forcible Fondling	0	0	0	0	
Arrest Overview		Incest	0	0	0	0	
Total Arrests	64	Statutory Rape	0	0	0	0	
Adult Arrests	62	Aggravated Assault	2	0	0	0	
Juvenile Arrests	2	Simple Assault	14	10	3	1	
Unknown Age	0	Intimidation	0	0	0	0	
Arrests per 100,000 population	2,767.0	Stalking	0	0	0	0	
		Commercial Sex Acts	0	0	0	0	
Average number offenses/incident	1.24	Involuntary Servitude	0	0	0	0	
		Crimes Against Property					
Domestic Violence Victims							
Offense	Reported	Cleared	Arson	1	1	1	0
Murder	0	0	Bribery	0	0	0	0
Aggravated Assault	1	0	Burglary	2	0	0	0
Simple Assault	9	5	Counterfeiting/Forgery	1	0	0	0
Intimidation	0	0	Destruction/Damage/Vandalism	3	2	0	0
Stalking	0	0	Embezzlement	0	0	0	0
Forcible Rape	0	0	Extortion/Blackmail	0	0	0	0
Forcible Sodomy	0	0	Fraud - False Pretenses	2	2	2	0
Sexual Assault W/Object	0	0	Fraud - Credit Card/ATM	4	0	0	0
Forcible Fondling	0	0	Fraud - Impersonation	1	0	0	0
Incest	0	0	Fraud - Welfare	0	0	0	0
Statutory Rape	0	0	Fraud - Wire	0	0	0	0
Kidnapping/Abduction	0	0	Fraud - Identity Theft	0	0	0	0
Commercial Sex Acts	0	0	Fraud - Computer Hacking/Invasion	0	0	0	0
Involuntary Servitude	0	0	Robbery	0	0	0	0
Total	10	5	Theft - Pocket-picking	0	0	0	0
			Theft - Purse Snatching	1	1	1	0
			Theft - Shoplifting	39	25	27	0
			Theft From Building	1	0	0	0
Group B Arrests			Theft From Coin Machine	0	0	0	0
Offense	Adult	Juvenile	Theft From Motor Vehicle	3	0	0	0
Bad Checks	0	0	Theft of Motor Vehicle Parts	0	0	0	0
Curfew/Vagrancy	0	0	Theft - All Other Larceny	5	2	2	0
Disorderly Conduct	4	0	Motor Vehicle Theft	3	1	1	0
DUI	6	0	Stolen Property Offenses	0	0	0	0
Drunkenness	2	0	Crimes Against Society				
Family-Non Violent	0	0	Animal Cruelty	0	0	0	0
Liquor Law Violations	0	0	Drug/Narcotic Violations	18	8	2	1
Peeping Tom	0	0	Drug/Narcotic Equipment Violations	10	4	2	0
Trespass	0	0	Gambling - Betting/Wagering	0	0	0	0
All Other Offenses	9	0	Gambling - Operating/Promoting	0	0	0	0
Total Group B	21	0	Gambling - Equipment Violations	0	0	0	0
			Gambling - Sports Tampering	0	0	0	0
			Pornography/Obscene Material	0	0	0	0
			Prostitution	0	0	0	0
			Prostitution Assisting/Promoting	0	0	0	0
			Purchasing Prostitution	0	0	0	0
			Weapon Law Violations	0	0	0	0
			Total Group A Offenses	110	56	41	2

Crime in Tennessee 2022

(*) Offenses are counted using the FBI Units of Count for Crime

(**) The 'Arrests' column shows arrests made for incidents during the selected period, regardless of arrest date. Arrest counts for the same period may change over time.

Jackson Police Department - NIBRS Agency Crime Overview - 2022

2022 Population Estimate		68,059		Offenses (*)		Arrests (**)		
Offense Overview		Group A Offenses		Reported	Cleared	Adult	Juvenile	
Offense Total	7,765	Crimes Against Persons						
Number Cleared	2,708	Murder		10	6	9	1	
Percent Cleared	34.87%	Negligent Manslaughter		0	0	1	0	
Group A Crimes per 100,000 population	11,409.2	Negligent Vehicular Manslaughter		0	0	0	0	
		Kidnapping/Abduction		14	10	13	0	
		Forcible Rape		24	7	11	0	
		Forcible Sodomy		3	3	0	0	
		Sexual Assault W/Object		2	0	1	0	
		Forcible Fondling		27	12	5	2	
		Incest		0	0	0	0	
		Statutory Rape		2	2	2	0	
		Aggravated Assault		550	254	239	24	
		Simple Assault		1,350	525	362	38	
		Intimidation		435	40	12	1	
		Stalking		19	7	4	0	
		Commercial Sex Acts		0	0	0	0	
		Involuntary Servitude		0	0	0	0	
		Crimes Against Property						
		Arson		8	5	1	0	
		Bribery		0	0	0	0	
		Burglary		278	43	35	29	
		Counterfeiting/Forgery		111	37	45	1	
		Destruction/Damage/Vandalism		964	189	82	17	
		Embezzlement		40	10	14	0	
		Extortion/Blackmail		10	1	1	0	
		Fraud - False Pretenses		345	226	7	0	
		Fraud - Credit Card/ATM		91	7	3	1	
		Fraud - Impersonation		66	20	20	1	
		Fraud - Welfare		1	0	0	0	
		Fraud - Wire		149	2	0	0	
		Fraud - Identity Theft		2	0	7	0	
		Fraud - Computer Hacking/Invasion		2	0	0	0	
		Robbery		58	17	18	12	
		Theft - Pocket-picking		2	0	0	0	
		Theft - Purse Snatching		0	0	0	0	
		Theft - Shoplifting		465	219	473	39	
		Theft From Building		333	21	10	1	
		Theft From Coin Machine		1	0	0	0	
		Theft From Motor Vehicle		316	24	19	2	
		Theft of Motor Vehicle Parts		180	5	7	0	
		Theft - All Other Larceny		332	22	47	0	
		Motor Vehicle Theft		218	38	22	1	
		Stolen Property Offenses		36	32	17	18	
		Crimes Against Society						
		Animal Cruelty		23	6	5	0	
		Drug/Narcotic Violations		763	488	394	21	
		Drug/Narcotic Equipment Violations		296	208	29	0	
		Gambling - Betting/Wagering		0	0	0	0	
		Gambling - Operating/Promoting		0	0	0	0	
		Gambling - Equipment Violations		0	0	0	0	
		Gambling - Sports Tampering		0	0	0	0	
		Pornography/Obscene Material		8	5	4	0	
		Prostitution		4	4	6	0	
		Prostitution Assisting/Promoting		0	0	0	0	
		Purchasing Prostitution		14	14	10	0	
		Weapon Law Violations		213	199	55	12	
		Total Group A Offenses		7,765	2,708	1,990	221	
Domestic Violence Victims								
Offense	Reported	Cleared						
Murder	0	0						
Aggravated Assault	48	34						
Simple Assault	296	128						
Intimidation	38	5						
Stalking	3	2						
Forcible Rape	2	1						
Forcible Sodomy	0	0						
Sexual Assault W/Object	0	0						
Forcible Fondling	1	0						
Incest	0	0						
Statutory Rape	0	0						
Kidnapping/Abduction	4	2						
Commercial Sex Acts	0	0						
Involuntary Servitude	0	0						
Total	392	172						
Group B Arrests								
Offense	Adult	Juvenile						
Bad Checks	2	0						
Curfew/Vagrancy	0	0						
Disorderly Conduct	76	8						
DUI	107	0						
Drunkenness	112	0						
Family-Non Violent	5	0						
Liquor Law Violations	16	2						
Peeping Tom	0	0						
Trespass	114	4						
All Other Offenses	1,369	13						
Total Group B	1,801	27						

Crime in Tennessee 2022

(*) Offenses are counted using the FBI Units of Count for Crime

(**) The 'Arrests' column shows arrests made for incidents during the selected period, regardless of arrest date. Arrest counts for the same period may change over time.

Jamestown Police Department - NIBRS Agency Crime Overview - 2022

2022 Population Estimate		1,920		Offenses (*)		Arrests (**)	
				Reported	Cleared	Adult	Juvenile
Offense Overview				Group A Offenses			
Crimes Against Persons							
Offense Total	168	Murder	0	0	0	0	
Number Cleared	98	Negligent Manslaughter	0	0	0	0	
Percent Cleared	58.33%	Negligent Vehicular Manslaughter	0	0	0	0	
Group A Crimes per 100,000 population	8,750.0	Kidnapping/Abduction	0	0	0	0	
		Forcible Rape	2	2	2	0	
		Forcible Sodomy	0	0	0	0	
		Sexual Assault W/Object	0	0	0	0	
		Forcible Fondling	0	0	0	0	
		Incest	0	0	0	0	
		Statutory Rape	0	0	0	0	
		Aggravated Assault	9	6	6	0	
		Simple Assault	22	18	16	2	
		Intimidation	0	0	0	0	
		Stalking	1	0	0	0	
		Commercial Sex Acts	0	0	0	0	
		Involuntary Servitude	0	0	0	0	
		Crimes Against Property					
		Arson	0	0	0	0	
		Bribery	0	0	0	0	
		Burglary	11	5	4	3	
		Counterfeiting/Forgery	0	0	0	0	
		Destruction/Damage/Vandalism	9	5	2	0	
		Embezzlement	0	0	0	0	
		Extortion/Blackmail	0	0	0	0	
		Fraud - False Pretenses	15	5	5	0	
		Fraud - Credit Card/ATM	2	0	0	0	
		Fraud - Impersonation	4	0	0	0	
		Fraud - Welfare	0	0	0	0	
		Fraud - Wire	0	0	0	0	
		Fraud - Identity Theft	0	0	0	0	
		Fraud - Computer Hacking/Invasion	0	0	0	0	
		Robbery	0	0	0	0	
		Theft - Pocket-picking	0	0	0	0	
		Theft - Purse Snatching	1	0	0	0	
		Theft - Shoplifting	15	9	9	0	
		Theft From Building	14	8	9	0	
		Theft From Coin Machine	0	0	0	0	
		Theft From Motor Vehicle	4	1	1	0	
		Theft of Motor Vehicle Parts	3	0	0	0	
		Theft - All Other Larceny	3	3	2	0	
		Motor Vehicle Theft	1	1	1	0	
		Stolen Property Offenses	0	0	0	0	
		Crimes Against Society					
		Animal Cruelty	0	0	0	0	
		Drug/Narcotic Violations	32	22	21	1	
		Drug/Narcotic Equipment Violations	16	10	3	0	
		Gambling - Betting/Wagering	0	0	0	0	
		Gambling - Operating/Promoting	0	0	0	0	
		Gambling - Equipment Violations	0	0	0	0	
		Gambling - Sports Tampering	0	0	0	0	
		Pornography/Obscene Material	0	0	0	0	
		Prostitution	0	0	0	0	
		Prostitution Assisting/Promoting	0	0	0	0	
		Purchasing Prostitution	0	0	0	0	
		Weapon Law Violations	4	3	1	0	
		Total Group A Offenses	168	98	82	6	
Domestic Violence Victims							
Offense	Reported	Cleared					
Murder	0	0					
Aggravated Assault	7	5					
Simple Assault	16	13					
Intimidation	0	0					
Stalking	1	0					
Forcible Rape	2	2					
Forcible Sodomy	0	0					
Sexual Assault W/Object	0	0					
Forcible Fondling	0	0					
Incest	0	0					
Statutory Rape	0	0					
Kidnapping/Abduction	0	0					
Commercial Sex Acts	0	0					
Involuntary Servitude	0	0					
Total	26	20					
Group B Arrests							
Offense	Adult	Juvenile					
Bad Checks	0	0					
Curfew/Vagrancy	0	0					
Disorderly Conduct	1	0					
DUI	10	0					
Drunkenness	3	0					
Family-Non Violent	0	0					
Liquor Law Violations	0	0					
Peeping Tom	0	0					
Trespass	2	0					
All Other Offenses	9	0					
Total Group B	25	0					

Crime in Tennessee 2022

(*) Offenses are counted using the FBI Units of Count for Crime

(**) The 'Arrests' column shows arrests made for incidents during the selected period, regardless of arrest date. Arrest counts for the same period may change over time.

Jasper Police Department - NIBRS Agency Crime Overview - 2022

2022 Population Estimate		3,626		Offenses (*)		Arrests (**)	
				Reported	Cleared	Adult	Juvenile
Offense Overview				Group A Offenses			
Crimes Against Persons							
Offense Total	188	Murder	0	0	0	0	
Number Cleared	158	Negligent Manslaughter	0	0	0	0	
Percent Cleared	84.04%	Negligent Vehicular Manslaughter	0	0	0	0	
Group A Crimes per 100,000 population	5,184.8	Kidnapping/Abduction	3	3	0	0	
		Forcible Rape	0	0	0	0	
		Forcible Sodomy	0	0	0	0	
		Sexual Assault W/Object	0	0	0	0	
		Forcible Fondling	1	1	1	0	
		Incest	0	0	0	0	
		Statutory Rape	0	0	0	0	
		Aggravated Assault	8	6	5	0	
		Simple Assault	22	22	16	2	
		Intimidation	9	7	4	0	
		Stalking	1	0	0	0	
		Commercial Sex Acts	0	0	0	0	
		Involuntary Servitude	0	0	0	0	
		Crimes Against Property					
		Arson	0	0	0	0	
		Bribery	0	0	0	0	
		Burglary	4	2	1	2	
		Counterfeiting/Forgery	6	6	5	0	
		Destruction/Damage/Vandalism	5	5	2	0	
		Embezzlement	1	1	1	0	
		Extortion/Blackmail	0	0	0	0	
		Fraud - False Pretenses	1	1	1	0	
		Fraud - Credit Card/ATM	5	2	2	0	
		Fraud - Impersonation	1	1	1	0	
		Fraud - Welfare	0	0	0	0	
		Fraud - Wire	0	0	0	0	
		Fraud - Identity Theft	0	0	0	0	
		Fraud - Computer Hacking/Invasion	0	0	0	0	
		Robbery	1	1	0	3	
		Theft - Pocket-picking	0	0	0	0	
		Theft - Purse Snatching	0	0	0	0	
		Theft - Shoplifting	7	6	4	0	
		Theft From Building	9	4	4	0	
		Theft From Coin Machine	0	0	0	0	
		Theft From Motor Vehicle	4	1	0	0	
		Theft of Motor Vehicle Parts	1	1	2	0	
		Theft - All Other Larceny	4	1	0	0	
		Motor Vehicle Theft	10	5	2	0	
		Stolen Property Offenses	4	4	5	0	
		Crimes Against Society					
		Animal Cruelty	0	0	0	0	
		Drug/Narcotic Violations	37	35	39	0	
		Drug/Narcotic Equipment Violations	33	32	14	0	
		Gambling - Betting/Wagering	0	0	0	0	
		Gambling - Operating/Promoting	0	0	0	0	
		Gambling - Equipment Violations	0	0	0	0	
		Gambling - Sports Tampering	0	0	0	0	
		Pornography/Obscene Material	0	0	0	0	
		Prostitution	0	0	0	0	
		Prostitution Assisting/Promoting	0	0	0	0	
		Purchasing Prostitution	0	0	0	0	
		Weapon Law Violations	11	11	7	1	
		Total Group A Offenses	188	158	116	8	
Domestic Violence Victims							
Offense	Reported	Cleared					
Murder	0	0					
Aggravated Assault	4	4					
Simple Assault	14	14					
Intimidation	5	4					
Stalking	0	0					
Forcible Rape	0	0					
Forcible Sodomy	0	0					
Sexual Assault W/Object	0	0					
Forcible Fondling	0	0					
Incest	0	0					
Statutory Rape	0	0					
Kidnapping/Abduction	3	3					
Commercial Sex Acts	0	0					
Involuntary Servitude	0	0					
Total	26	25					
Group B Arrests							
Offense	Adult	Juvenile					
Bad Checks	0	0					
Curfew/Vagrancy	0	0					
Disorderly Conduct	14	0					
DUI	28	0					
Drunkenness	25	0					
Family-Non Violent	0	0					
Liquor Law Violations	0	0					
Peeping Tom	0	0					
Trespass	3	0					
All Other Offenses	10	0					
Total Group B	80	0					
Average number offenses/incident				1.31			
Arrest Overview							
Total Arrests	204						
Adult Arrests	196						
Juvenile Arrests	8						
Unknown Age	0						
Arrests per 100,000 population	5,626.0						

Crime in Tennessee 2022

(*) Offenses are counted using the FBI Units of Count for Crime

(**) The 'Arrests' column shows arrests made for incidents during the selected period, regardless of arrest date. Arrest counts for the same period may change over time.

Jefferson City Police Department - NIBRS Agency Crime Overview - 2022

2022 Population Estimate		8,319	Offenses (*)		Arrests (**)		
Offense Overview			Reported	Cleared	Adult	Juvenile	
Group A Offenses							
Crimes Against Persons							
Offense Total	721	Murder	0	0	0	0	
Number Cleared	429	Negligent Manslaughter	0	0	0	0	
Percent Cleared	59.50%	Negligent Vehicular Manslaughter	0	0	0	0	
Group A Crimes per 100,000 population	8,666.9	Kidnapping/Abduction	3	2	0	0	
		Forcible Rape	0	0	0	0	
		Forcible Sodomy	0	0	0	0	
		Sexual Assault W/Object	0	0	0	0	
		Forcible Fondling	4	1	0	0	
Arrest Overview		Incest	0	0	0	0	
Total Arrests	518	Statutory Rape	0	0	0	0	
Adult Arrests	501	Aggravated Assault	21	14	11	0	
Juvenile Arrests	17	Simple Assault	87	68	52	2	
Unknown Age	0	Intimidation	10	2	1	1	
Arrests per 100,000 population	6,226.7	Stalking	0	0	0	0	
		Commercial Sex Acts	0	0	0	0	
		Involuntary Servitude	0	0	0	0	
Average number offenses/incident	1.37	Crimes Against Property					
Domestic Violence Victims							
Offense	Reported	Cleared	Arson	1	1	1	0
Murder	0	0	Bribery	0	0	0	0
Aggravated Assault	14	10	Burglary	32	11	10	0
Simple Assault	51	41	Counterfeiting/Forgery	5	1	1	0
Intimidation	3	0	Destruction/Damage/Vandalism	52	13	1	0
Stalking	0	0	Embezzlement	0	0	0	0
Forcible Rape	0	0	Extortion/Blackmail	0	0	0	0
Forcible Sodomy	0	0	Fraud - False Pretenses	11	1	0	0
Sexual Assault W/Object	0	0	Fraud - Credit Card/ATM	14	0	0	0
Forcible Fondling	0	0	Fraud - Impersonation	4	3	0	0
Incest	0	0	Fraud - Welfare	0	0	0	0
Statutory Rape	0	0	Fraud - Wire	4	0	0	0
Kidnapping/Abduction	2	1	Fraud - Identity Theft	8	3	3	0
Commercial Sex Acts	0	0	Fraud - Computer Hacking/Invasion	0	0	0	0
Involuntary Servitude	0	0	Robbery	2	2	2	0
Total	70	52	Theft - Pocket-picking	0	0	0	0
			Theft - Purse Snatching	0	0	0	0
			Theft - Shoplifting	45	35	29	6
			Theft From Building	12	2	1	0
			Theft From Coin Machine	2	1	0	0
			Theft From Motor Vehicle	12	0	0	0
			Theft of Motor Vehicle Parts	13	1	0	0
			Theft - All Other Larceny	43	12	3	0
			Motor Vehicle Theft	17	6	1	0
			Stolen Property Offenses	0	0	0	0
			Crimes Against Society				
			Animal Cruelty	1	1	1	0
			Drug/Narcotic Violations	184	138	103	0
			Drug/Narcotic Equipment Violations	116	98	30	0
			Gambling - Betting/Wagering	0	0	0	0
			Gambling - Operating/Promoting	0	0	0	0
			Gambling - Equipment Violations	0	0	0	0
			Gambling - Sports Tampering	0	0	0	0
			Pornography/Obscene Material	0	0	0	0
			Prostitution	0	0	0	0
			Prostitution Assisting/Promoting	0	0	0	0
			Purchasing Prostitution	0	0	0	0
			Weapon Law Violations	18	13	7	0
			Total Group A Offenses	721	429	257	9
Group B Arrests							
Offense	Adult	Juvenile					
Bad Checks	0	0					
Curfew/Vagrancy	0	0					
Disorderly Conduct	15	0					
DUI	75	0					
Drunkenness	32	0					
Family-Non Violent	0	0					
Liquor Law Violations	0	0					
Peeping Tom	0	0					
Trespass	3	1					
All Other Offenses	119	7					
Total Group B	244	8					

Crime in Tennessee 2022

(*) Offenses are counted using the FBI Units of Count for Crime

(**) The 'Arrests' column shows arrests made for incidents during the selected period, regardless of arrest date. Arrest counts for the same period may change over time.

Jellico Police Department - NIBRS Agency Crime Overview - 2022

2022 Population Estimate		2,131	Offenses (*)		Arrests (**)		
Offense Overview			Reported	Cleared	Adult	Juvenile	
Group A Offenses							
Crimes Against Persons							
Offense Total	58		Murder	0	0	0	0
Number Cleared	1		Negligent Manslaughter	0	0	0	0
Percent Cleared	1.72%		Negligent Vehicular Manslaughter	0	0	0	0
Group A Crimes per 100,000 population	2,721.7		Kidnapping/Abduction	0	0	0	0
			Forcible Rape	0	0	0	0
			Forcible Sodomy	0	0	0	0
			Sexual Assault W/Object	0	0	0	0
			Forcible Fondling	0	0	0	0
Arrest Overview			Incest	0	0	0	0
Total Arrests	3		Statutory Rape	0	0	0	0
Adult Arrests	3		Aggravated Assault	8	1	1	0
Juvenile Arrests	0		Simple Assault	1	0	0	0
Unknown Age	0		Intimidation	1	0	0	0
Arrests per 100,000 population	140.8		Stalking	0	0	0	0
			Commercial Sex Acts	0	0	0	0
Average number offenses/incident	1.04		Involuntary Servitude	0	0	0	0
			Crimes Against Property				
Domestic Violence Victims			Arson	1	0	0	0
Offense	Reported	Cleared	Bribery	0	0	0	0
Murder	0	0	Burglary	4	0	0	0
Aggravated Assault	3	0	Counterfeiting/Forgery	2	0	0	0
Simple Assault	0	0	Destruction/Damage/Vandalism	10	0	0	0
Intimidation	0	0	Embezzlement	0	0	0	0
Stalking	0	0	Extortion/Blackmail	0	0	0	0
Forcible Rape	0	0	Fraud - False Pretenses	0	0	0	0
Forcible Sodomy	0	0	Fraud - Credit Card/ATM	0	0	0	0
Sexual Assault W/Object	0	0	Fraud - Impersonation	1	0	0	0
Forcible Fondling	0	0	Fraud - Welfare	0	0	0	0
Incest	0	0	Fraud - Wire	0	0	0	0
Statutory Rape	0	0	Fraud - Identity Theft	1	0	0	0
Kidnapping/Abduction	0	0	Fraud - Computer Hacking/Invasion	0	0	0	0
Commercial Sex Acts	0	0	Robbery	0	0	0	0
Involuntary Servitude	0	0	Theft - Pocket-picking	0	0	0	0
Total	3	0	Theft - Purse Snatching	0	0	0	0
			Theft - Shoplifting	1	0	0	0
			Theft From Building	5	0	0	0
Group B Arrests			Theft From Coin Machine	0	0	0	0
Offense	Adult	Juvenile	Theft From Motor Vehicle	2	0	0	0
Bad Checks	0	0	Theft of Motor Vehicle Parts	0	0	0	0
Curfew/Vagrancy	0	0	Theft - All Other Larceny	12	0	0	0
Disorderly Conduct	0	0	Motor Vehicle Theft	9	0	0	0
DUI	0	0	Stolen Property Offenses	0	0	0	0
Drunkenness	2	0	Crimes Against Society				
Family-Non Violent	0	0	Animal Cruelty	0	0	0	0
Liquor Law Violations	0	0	Drug/Narcotic Violations	0	0	0	0
Peeping Tom	0	0	Drug/Narcotic Equipment Violations	0	0	0	0
Trespass	0	0	Gambling - Betting/Wagering	0	0	0	0
All Other Offenses	0	0	Gambling - Operating/Promoting	0	0	0	0
Total Group B	2	0	Gambling - Equipment Violations	0	0	0	0
			Gambling - Sports Tampering	0	0	0	0
			Pornography/Obscene Material	0	0	0	0
			Prostitution	0	0	0	0
			Prostitution Assisting/Promoting	0	0	0	0
			Purchasing Prostitution	0	0	0	0
			Weapon Law Violations	0	0	0	0
			Total Group A Offenses	58	1	1	0

Crime in Tennessee 2022

(*) Offenses are counted using the FBI Units of Count for Crime

(**) The 'Arrests' column shows arrests made for incidents during the selected period, regardless of arrest date. Arrest counts for the same period may change over time.

Johnson City Police Department - NIBRS Agency Crime Overview - 2022

2022 Population Estimate		71,987		Offenses (*)		Arrests (**)		
Offense Overview		Group A Offenses		Reported	Cleared	Adult	Juvenile	
Offense Total	6,067	Crimes Against Persons						
Number Cleared	3,670	Murder		3	2	3	0	
Percent Cleared	60.49%	Negligent Manslaughter		1	1	1	0	
Group A Crimes per 100,000 population	8,427.9	Negligent Vehicular Manslaughter		0	0	0	0	
		Kidnapping/Abduction		20	17	15	0	
		Forcible Rape		42	23	3	0	
		Forcible Sodomy		9	2	0	0	
		Sexual Assault W/Object		4	2	0	0	
		Forcible Fondling		38	24	2	0	
		Incest		0	0	0	0	
		Statutory Rape		3	1	0	0	
		Aggravated Assault		188	150	90	0	
		Simple Assault		726	556	271	9	
		Intimidation		181	131	6	3	
		Stalking		25	18	3	0	
		Commercial Sex Acts		0	0	0	0	
		Involuntary Servitude		0	0	0	0	
		Crimes Against Property						
		Arson		18	8	7	0	
		Bribery		0	0	0	0	
		Burglary		222	64	30	1	
		Counterfeiting/Forgery		133	56	32	0	
		Destruction/Damage/Vandalism		480	173	46	1	
		Embezzlement		31	21	16	0	
		Extortion/Blackmail		2	0	0	0	
		Fraud - False Pretenses		268	121	50	0	
		Fraud - Credit Card/ATM		120	53	22	0	
		Fraud - Impersonation		51	49	37	0	
		Fraud - Welfare		0	0	0	0	
		Fraud - Wire		10	1	1	0	
		Fraud - Identity Theft		22	4	0	0	
		Fraud - Computer Hacking/Invasion		0	0	0	0	
		Robbery		25	16	4	0	
		Theft - Pocket-picking		1	0	0	0	
		Theft - Purse Snatching		0	0	0	0	
		Theft - Shoplifting		921	704	710	5	
		Theft From Building		296	112	46	0	
		Theft From Coin Machine		11	4	0	0	
		Theft From Motor Vehicle		269	55	22	0	
		Theft of Motor Vehicle Parts		183	15	7	0	
		Theft - All Other Larceny		389	105	53	0	
		Motor Vehicle Theft		196	120	64	0	
		Stolen Property Offenses		33	29	30	0	
		Crimes Against Society						
		Animal Cruelty		7	4	1	0	
		Drug/Narcotic Violations		564	502	456	3	
		Drug/Narcotic Equipment Violations		434	409	102	0	
		Gambling - Betting/Wagering		0	0	0	0	
		Gambling - Operating/Promoting		0	0	0	0	
		Gambling - Equipment Violations		0	0	0	0	
		Gambling - Sports Tampering		0	0	0	0	
		Pornography/Obscene Material		8	2	2	0	
		Prostitution		1	1	1	0	
		Prostitution Assisting/Promoting		0	0	0	0	
		Purchasing Prostitution		0	0	0	0	
		Weapon Law Violations		132	115	32	0	
		Total Group A Offenses		6,067	3,670	2,165	22	
Domestic Violence Victims								
Offense	Reported	Cleared						
Murder	0	0						
Aggravated Assault	58	51						
Simple Assault	390	337						
Intimidation	52	44						
Stalking	10	10						
Forcible Rape	13	7						
Forcible Sodomy	3	0						
Sexual Assault W/Object	2	0						
Forcible Fondling	10	5						
Incest	0	0						
Statutory Rape	1	0						
Kidnapping/Abduction	11	10						
Commercial Sex Acts	0	0						
Involuntary Servitude	0	0						
Total	550	464						
Group B Arrests								
Offense	Adult	Juvenile						
Bad Checks	6	0						
Curfew/Vagrancy	0	0						
Disorderly Conduct	32	12						
DUI	104	1						
Drunkenness	228	0						
Family-Non Violent	1	0						
Liquor Law Violations	10	5						
Peeping Tom	0	0						
Trespass	159	0						
All Other Offenses	324	29						
Total Group B	864	47						

Crime in Tennessee 2022

(*) Offenses are counted using the FBI Units of Count for Crime

(**) The 'Arrests' column shows arrests made for incidents during the selected period, regardless of arrest date. Arrest counts for the same period may change over time.

Jonesborough Police Department - NIBRS Agency Crime Overview - 2022

2022 Population Estimate		6,081		Offenses (*)		Arrests (**)		
Offense Overview		Group A Offenses		Reported	Cleared	Adult	Juvenile	
Offense Total	247	Crimes Against Persons						
Number Cleared	101	Murder		0	0	0	0	
Percent Cleared	40.89%	Negligent Manslaughter		0	0	0	0	
Group A Crimes per 100,000 population	4,061.8	Negligent Vehicular Manslaughter		0	0	0	0	
		Kidnapping/Abduction		0	0	0	0	
		Forcible Rape		1	1	0	0	
		Forcible Sodomy		0	0	0	0	
		Sexual Assault W/Object		0	0	0	0	
		Forcible Fondling		0	0	0	0	
		Incest		0	0	0	0	
		Statutory Rape		1	0	0	0	
		Aggravated Assault		4	0	0	0	
		Simple Assault		24	8	7	1	
		Intimidation		10	0	0	0	
		Stalking		3	0	0	0	
		Commercial Sex Acts		0	0	0	0	
		Involuntary Servitude		0	0	0	0	
		Crimes Against Property						
		Arson		2	0	0	0	
		Bribery		0	0	0	0	
		Burglary		7	0	0	0	
		Counterfeiting/Forgery		7	2	2	0	
		Destruction/Damage/Vandalism		7	2	0	0	
		Embezzlement		2	2	1	0	
		Extortion/Blackmail		1	0	0	0	
		Fraud - False Pretenses		14	1	0	0	
		Fraud - Credit Card/ATM		4	0	0	0	
		Fraud - Impersonation		5	4	4	0	
		Fraud - Welfare		0	0	0	0	
		Fraud - Wire		3	0	0	0	
		Fraud - Identity Theft		0	0	0	0	
		Fraud - Computer Hacking/Invasion		0	0	0	0	
		Robbery		0	0	0	0	
		Theft - Pocket-picking		0	0	0	0	
		Theft - Purse Snatching		0	0	0	0	
		Theft - Shoplifting		20	7	7	0	
		Theft From Building		8	1	1	0	
		Theft From Coin Machine		0	0	0	0	
		Theft From Motor Vehicle		10	2	2	0	
		Theft of Motor Vehicle Parts		1	0	0	0	
		Theft - All Other Larceny		35	4	4	0	
		Motor Vehicle Theft		13	4	5	0	
		Stolen Property Offenses		1	1	1	0	
		Crimes Against Society						
		Animal Cruelty		0	0	0	0	
		Drug/Narcotic Violations		35	34	36	0	
		Drug/Narcotic Equipment Violations		23	22	5	0	
		Gambling - Betting/Wagering		0	0	0	0	
		Gambling - Operating/Promoting		0	0	0	0	
		Gambling - Equipment Violations		0	0	0	0	
		Gambling - Sports Tampering		0	0	0	0	
		Pornography/Obscene Material		0	0	0	0	
		Prostitution		0	0	0	0	
		Prostitution Assisting/Promoting		0	0	0	0	
		Purchasing Prostitution		0	0	0	0	
		Weapon Law Violations		6	6	3	0	
		Total Group A Offenses		247	101	78	1	
Domestic Violence Victims								
Offense	Reported	Cleared						
Murder	0	0						
Aggravated Assault	0	0						
Simple Assault	16	7						
Intimidation	2	0						
Stalking	2	0						
Forcible Rape	1	1						
Forcible Sodomy	0	0						
Sexual Assault W/Object	0	0						
Forcible Fondling	0	0						
Incest	0	0						
Statutory Rape	0	0						
Kidnapping/Abduction	0	0						
Commercial Sex Acts	0	0						
Involuntary Servitude	0	0						
Total	21	8						
Group B Arrests								
Offense	Adult	Juvenile						
Bad Checks	0	0						
Curfew/Vagrancy	0	0						
Disorderly Conduct	1	0						
DUI	10	0						
Drunkenness	4	0						
Family-Non Violent	0	0						
Liquor Law Violations	2	0						
Peeping Tom	0	0						
Trespass	2	0						
All Other Offenses	12	0						
Total Group B	31	0						

Crime in Tennessee 2022

(*) Offenses are counted using the FBI Units of Count for Crime

(**) The 'Arrests' column shows arrests made for incidents during the selected period, regardless of arrest date. Arrest counts for the same period may change over time.

Kenton Police Department - NIBRS Agency Crime Overview - 2022

2022 Population Estimate		1,184	Offenses (*)		Arrests (**)	
Offense Overview			Reported	Cleared	Adult	Juvenile
Group A Offenses						
Crimes Against Persons						
Offense Total	49	Murder	1	1	0	0
Number Cleared	17	Negligent Manslaughter	0	0	0	0
Percent Cleared	34.69%	Negligent Vehicular Manslaughter	0	0	0	0
Group A Crimes per 100,000 population	4,138.5	Kidnapping/Abduction	0	0	0	0
		Forcible Rape	1	1	1	0
		Forcible Sodomy	0	0	0	0
		Sexual Assault W/Object	0	0	0	0
		Forcible Fondling	0	0	0	0
		Incest	0	0	0	0
		Statutory Rape	0	0	0	0
		Aggravated Assault	4	3	3	0
		Simple Assault	11	6	5	0
		Intimidation	1	0	0	0
		Stalking	0	0	0	0
		Commercial Sex Acts	0	0	0	0
		Involuntary Servitude	0	0	0	0
		Crimes Against Property				
		Arson	0	0	0	0
		Bribery	0	0	0	0
		Burglary	1	0	0	0
		Counterfeiting/Forgery	3	0	0	0
		Destruction/Damage/Vandalism	5	0	0	0
		Embezzlement	0	0	0	0
		Extortion/Blackmail	0	0	0	0
		Fraud - False Pretenses	2	0	0	0
		Fraud - Credit Card/ATM	3	0	0	0
		Fraud - Impersonation	0	0	0	0
		Fraud - Welfare	0	0	0	0
		Fraud - Wire	0	0	0	0
		Fraud - Identity Theft	0	0	0	0
		Fraud - Computer Hacking/Invasion	0	0	0	0
		Robbery	0	0	0	0
		Theft - Pocket-picking	0	0	0	0
		Theft - Purse Snatching	0	0	0	0
		Theft - Shoplifting	1	1	1	0
		Theft From Building	5	2	3	0
		Theft From Coin Machine	0	0	0	0
		Theft From Motor Vehicle	1	0	0	0
		Theft of Motor Vehicle Parts	0	0	0	0
		Theft - All Other Larceny	4	0	0	0
		Motor Vehicle Theft	2	0	0	0
		Stolen Property Offenses	0	0	0	0
		Crimes Against Society				
		Animal Cruelty	1	0	0	0
		Drug/Narcotic Violations	1	1	1	0
		Drug/Narcotic Equipment Violations	1	1	0	0
		Gambling - Betting/Wagering	0	0	0	0
		Gambling - Operating/Promoting	0	0	0	0
		Gambling - Equipment Violations	0	0	0	0
		Gambling - Sports Tampering	0	0	0	0
		Pornography/Obscene Material	0	0	0	0
		Prostitution	0	0	0	0
		Prostitution Assisting/Promoting	0	0	0	0
		Purchasing Prostitution	0	0	0	0
		Weapon Law Violations	1	1	0	0
		Total Group A Offenses	49	17	14	0
Domestic Violence Victims						
Offense	Reported	Cleared				
Murder	0	0				
Aggravated Assault	2	2				
Simple Assault	9	6				
Intimidation	1	0				
Stalking	0	0				
Forcible Rape	1	1				
Forcible Sodomy	0	0				
Sexual Assault W/Object	0	0				
Forcible Fondling	0	0				
Incest	0	0				
Statutory Rape	0	0				
Kidnapping/Abduction	0	0				
Commercial Sex Acts	0	0				
Involuntary Servitude	0	0				
Total	13	9				
Group B Arrests						
Offense	Adult	Juvenile				
Bad Checks	0	0				
Curfew/Vagrancy	0	0				
Disorderly Conduct	0	0				
DUI	1	0				
Drunkenness	0	0				
Family-Non Violent	0	0				
Liquor Law Violations	0	0				
Peeping Tom	0	0				
Trespass	0	0				
All Other Offenses	1	0				
Total Group B	2	0				

Crime in Tennessee 2022

(*) Offenses are counted using the FBI Units of Count for Crime

(**) The 'Arrests' column shows arrests made for incidents during the selected period, regardless of arrest date. Arrest counts for the same period may change over time.

Kingsport Police Department - NIBRS Agency Crime Overview - 2022

2022 Population Estimate		55,799		Offenses (*)		Arrests (**)		
Offense Overview		Group A Offenses		Reported	Cleared	Adult	Juvenile	
Offense Total	6,293	Crimes Against Persons						
Number Cleared	2,847	Murder		2	1	0	0	
Percent Cleared	45.24%	Negligent Manslaughter		0	0	0	0	
Group A Crimes per 100,000 population	11,278.0	Negligent Vehicular Manslaughter		0	0	0	0	
		Kidnapping/Abduction		23	14	5	0	
		Forcible Rape		33	10	1	0	
		Forcible Sodomy		6	2	0	0	
		Sexual Assault W/Object		4	2	0	0	
		Forcible Fondling		45	24	5	0	
		Incest		0	0	0	0	
		Statutory Rape		5	3	2	0	
		Aggravated Assault		368	187	109	0	
		Simple Assault		867	504	259	0	
		Intimidation		103	18	2	0	
		Stalking		31	10	3	0	
		Commercial Sex Acts		0	0	0	0	
		Involuntary Servitude		0	0	0	0	
		Crimes Against Property						
		Arson		11	4	4	0	
		Bribery		0	0	0	0	
		Burglary		262	57	50	0	
		Counterfeiting/Forgery		118	38	30	0	
		Destruction/Damage/Vandalism		523	146	67	0	
		Embezzlement		22	11	5	0	
		Extortion/Blackmail		9	0	0	0	
		Fraud - False Pretenses		268	103	15	0	
		Fraud - Credit Card/ATM		190	44	21	0	
		Fraud - Impersonation		88	46	41	0	
		Fraud - Welfare		1	0	0	0	
		Fraud - Wire		27	4	0	0	
		Fraud - Identity Theft		0	0	0	0	
		Fraud - Computer Hacking/Invasion		2	0	0	0	
		Robbery		28	8	8	0	
		Theft - Pocket-picking		3	1	0	0	
		Theft - Purse Snatching		2	0	0	0	
		Theft - Shoplifting		548	365	428	0	
		Theft From Building		244	54	26	0	
		Theft From Coin Machine		7	2	2	0	
		Theft From Motor Vehicle		373	51	25	0	
		Theft of Motor Vehicle Parts		166	10	8	0	
		Theft - All Other Larceny		397	64	46	0	
		Motor Vehicle Theft		324	110	57	0	
		Stolen Property Offenses		1	0	1	0	
		Crimes Against Society						
		Animal Cruelty		10	4	3	0	
		Drug/Narcotic Violations		571	472	453	0	
		Drug/Narcotic Equipment Violations		452	390	106	0	
		Gambling - Betting/Wagering		0	0	0	0	
		Gambling - Operating/Promoting		0	0	0	0	
		Gambling - Equipment Violations		0	0	0	0	
		Gambling - Sports Tampering		0	0	0	0	
		Pornography/Obscene Material		57	6	4	0	
		Prostitution		0	0	0	0	
		Prostitution Assisting/Promoting		0	0	0	0	
		Purchasing Prostitution		1	1	1	0	
		Weapon Law Violations		101	81	18	0	
		Total Group A Offenses		6,293	2,847	1,805	0	
Domestic Violence Victims								
Offense	Reported	Cleared						
Murder	1	1						
Aggravated Assault	69	58						
Simple Assault	451	351						
Intimidation	20	9						
Stalking	17	5						
Forcible Rape	10	5						
Forcible Sodomy	2	1						
Sexual Assault W/Object	2	1						
Forcible Fondling	7	2						
Incest	0	0						
Statutory Rape	1	1						
Kidnapping/Abduction	13	12						
Commercial Sex Acts	0	0						
Involuntary Servitude	0	0						
Total	593	446						
Group B Arrests								
Offense	Adult	Juvenile						
Bad Checks	0	0						
Curfew/Vagrancy	0	5						
Disorderly Conduct	60	1						
DUI	83	0						
Drunkenness	248	0						
Family-Non Violent	8	1						
Liquor Law Violations	3	0						
Peeping Tom	0	0						
Trespass	101	4						
All Other Offenses	246	16						
Total Group B	749	27						

Crime in Tennessee 2022

(*) Offenses are counted using the FBI Units of Count for Crime

(**) The 'Arrests' column shows arrests made for incidents during the selected period, regardless of arrest date. Arrest counts for the same period may change over time.

Kingston Police Department - NIBRS Agency Crime Overview - 2022

2022 Population Estimate		6,067	Offenses (*)		Arrests (**)		
Offense Overview			Reported	Cleared	Adult	Juvenile	
Group A Offenses							
Crimes Against Persons							
Offense Total	136	Murder	0	0	0	0	
Number Cleared	81	Negligent Manslaughter	0	0	0	0	
Percent Cleared	59.56%	Negligent Vehicular Manslaughter	0	0	0	0	
Group A Crimes per 100,000 population	2,241.6	Kidnapping/Abduction	0	0	0	0	
		Forcible Rape	0	0	0	0	
		Forcible Sodomy	0	0	0	0	
		Sexual Assault W/Object	0	0	0	0	
		Forcible Fondling	1	1	0	0	
Arrest Overview		Incest	0	0	0	0	
Total Arrests	110	Statutory Rape	0	0	0	0	
Adult Arrests	109	Aggravated Assault	3	3	3	0	
Juvenile Arrests	1	Simple Assault	16	14	12	0	
Unknown Age	0	Intimidation	1	1	1	0	
Arrests per 100,000 population	1,813.1	Stalking	0	0	0	0	
		Commercial Sex Acts	0	0	0	0	
		Involuntary Servitude	0	0	0	0	
Average number offenses/incident	1.25	Crimes Against Property					
Domestic Violence Victims							
Offense	Reported	Cleared	Arson	0	0	0	0
Murder	0	0	Bribery	0	0	0	0
Aggravated Assault	3	3	Burglary	5	2	2	0
Simple Assault	12	10	Counterfeiting/Forgery	3	2	2	0
Intimidation	0	0	Destruction/Damage/Vandalism	11	2	2	0
Stalking	0	0	Embezzlement	4	2	2	0
Forcible Rape	0	0	Extortion/Blackmail	0	0	0	0
Forcible Sodomy	0	0	Fraud - False Pretenses	1	1	0	0
Sexual Assault W/Object	0	0	Fraud - Credit Card/ATM	1	0	0	0
Forcible Fondling	0	0	Fraud - Impersonation	0	0	0	0
Incest	0	0	Fraud - Welfare	0	0	0	0
Statutory Rape	0	0	Fraud - Wire	0	0	0	0
Kidnapping/Abduction	0	0	Fraud - Identity Theft	0	0	0	0
Commercial Sex Acts	0	0	Fraud - Computer Hacking/Invasion	0	0	0	0
Involuntary Servitude	0	0	Robbery	0	0	0	0
Total	15	13	Theft - Pocket-picking	0	0	0	0
			Theft - Purse Snatching	0	0	0	0
			Theft - Shoplifting	5	2	2	0
			Theft From Building	11	2	1	1
Group B Arrests			Theft From Coin Machine	0	0	0	0
Offense	Adult	Juvenile	Theft From Motor Vehicle	5	0	0	0
Bad Checks	1	0	Theft of Motor Vehicle Parts	4	1	0	0
Curfew/Vagrancy	0	0	Theft - All Other Larceny	14	3	4	0
Disorderly Conduct	3	0	Motor Vehicle Theft	7	5	4	0
DUI	18	0	Stolen Property Offenses	0	0	0	0
Drunkenness	14	0	Crimes Against Society				
Family-Non Violent	0	0	Animal Cruelty	0	0	0	0
Liquor Law Violations	0	0	Drug/Narcotic Violations	24	21	23	0
Peeping Tom	0	0	Drug/Narcotic Equipment Violations	17	16	8	0
Trespass	3	0	Gambling - Betting/Wagering	0	0	0	0
All Other Offenses	3	0	Gambling - Operating/Promoting	0	0	0	0
Total Group B	42	0	Gambling - Equipment Violations	0	0	0	0
			Gambling - Sports Tampering	0	0	0	0
			Pornography/Obscene Material	0	0	0	0
			Prostitution	0	0	0	0
			Prostitution Assisting/Promoting	0	0	0	0
			Purchasing Prostitution	0	0	0	0
			Weapon Law Violations	3	3	1	0
			Total Group A Offenses	136	81	67	1

Crime in Tennessee 2022

(*) Offenses are counted using the FBI Units of Count for Crime

(**) The 'Arrests' column shows arrests made for incidents during the selected period, regardless of arrest date. Arrest counts for the same period may change over time.

Kingston Springs Police Department - NIBRS Agency Crime Overview - 2022

2022 Population Estimate		2,803		Offenses (*)		Arrests (**)	
Offense Overview		Group A Offenses		Reported	Cleared	Adult	Juvenile
Offense Total	49	Crimes Against Persons					
Number Cleared	29	Murder		0	0	0	0
Percent Cleared	59.18%	Negligent Manslaughter		0	0	0	0
Group A Crimes per 100,000 population	1,748.1	Negligent Vehicular Manslaughter		0	0	0	0
		Kidnapping/Abduction		1	0	0	0
		Forcible Rape		0	0	0	0
		Forcible Sodomy		0	0	0	0
		Sexual Assault W/Object		0	0	0	0
		Forcible Fondling		1	1	1	0
		Incest		0	0	0	0
		Statutory Rape		0	0	0	0
		Aggravated Assault		1	0	0	0
		Simple Assault		4	2	1	0
		Intimidation		1	1	1	0
		Stalking		0	0	0	0
		Commercial Sex Acts		0	0	0	0
		Involuntary Servitude		0	0	0	0
		Crimes Against Property					
		Arson		0	0	0	0
		Bribery		0	0	0	0
		Burglary		1	1	1	0
		Counterfeiting/Forgery		0	0	0	0
		Destruction/Damage/Vandalism		2	0	0	0
		Embezzlement		0	0	0	0
		Extortion/Blackmail		0	0	0	0
		Fraud - False Pretenses		0	0	0	0
		Fraud - Credit Card/ATM		2	0	0	0
		Fraud - Impersonation		1	0	0	0
		Fraud - Welfare		0	0	0	0
		Fraud - Wire		1	0	0	0
		Fraud - Identity Theft		0	0	0	0
		Fraud - Computer Hacking/Invasion		0	0	0	0
		Robbery		0	0	0	0
		Theft - Pocket-picking		0	0	0	0
		Theft - Purse Snatching		0	0	0	0
		Theft - Shoplifting		0	0	0	0
		Theft From Building		1	0	0	0
		Theft From Coin Machine		0	0	0	0
		Theft From Motor Vehicle		2	0	0	0
		Theft of Motor Vehicle Parts		2	0	0	0
		Theft - All Other Larceny		2	0	0	0
		Motor Vehicle Theft		1	1	1	0
		Stolen Property Offenses		1	0	0	0
		Crimes Against Society					
		Animal Cruelty		0	0	0	0
		Drug/Narcotic Violations		16	15	15	0
		Drug/Narcotic Equipment Violations		9	8	0	0
		Gambling - Betting/Wagering		0	0	0	0
		Gambling - Operating/Promoting		0	0	0	0
		Gambling - Equipment Violations		0	0	0	0
		Gambling - Sports Tampering		0	0	0	0
		Pornography/Obscene Material		0	0	0	0
		Prostitution		0	0	0	0
		Prostitution Assisting/Promoting		0	0	0	0
		Purchasing Prostitution		0	0	0	0
		Weapon Law Violations		0	0	0	0
		Total Group A Offenses		49	29	20	0

Domestic Violence Victims		
Offense	Reported	Cleared
Murder	0	0
Aggravated Assault	0	0
Simple Assault	3	2
Intimidation	1	1
Stalking	0	0
Forcible Rape	0	0
Forcible Sodomy	0	0
Sexual Assault W/Object	0	0
Forcible Fondling	0	0
Incest	0	0
Statutory Rape	0	0
Kidnapping/Abduction	0	0
Commercial Sex Acts	0	0
Involuntary Servitude	0	0
Total	4	3

Group B Arrests		
Offense	Adult	Juvenile
Bad Checks	0	0
Curfew/Vagrancy	0	0
Disorderly Conduct	0	0
DUI	3	0
Drunkenness	1	0
Family-Non Violent	0	0
Liquor Law Violations	1	0
Peeping Tom	0	0
Trespass	0	0
All Other Offenses	14	0
Total Group B	19	0

Crime in Tennessee 2022

(*) Offenses are counted using the FBI Units of Count for Crime

(**) The 'Arrests' column shows arrests made for incidents during the selected period, regardless of arrest date. Arrest counts for the same period may change over time.

Knoxville Metro Airport Authority - NIBRS Agency Crime Overview - 2022

2022 Population Estimate		N/A	Offenses (*)		Arrests (**)		
			Reported	Cleared	Adult	Juvenile	
Offense Overview			Group A Offenses				
			Crimes Against Persons				
Offense Total	41		Murder	0	0	0	0
Number Cleared	13		Negligent Manslaughter	0	0	0	0
Percent Cleared	31.71%		Negligent Vehicular Manslaughter	0	0	0	0
Group A Crimes per 100,000 population	N/A		Kidnapping/Abduction	0	0	0	0
			Forcible Rape	0	0	0	0
			Forcible Sodomy	0	0	0	0
			Sexual Assault W/Object	0	0	0	0
			Forcible Fondling	0	0	0	0
Arrest Overview			Incest	0	0	0	0
Total Arrests	26		Statutory Rape	0	0	0	0
Adult Arrests	26		Aggravated Assault	0	0	0	0
Juvenile Arrests	0		Simple Assault	1	0	0	0
Unknown Age	0		Intimidation	2	0	0	0
Arrests per 100,000 population	N/A		Stalking	0	0	0	0
			Commercial Sex Acts	0	0	0	0
Average number offenses/incident	1.03		Involuntary Servitude	0	0	0	0
			Crimes Against Property				
Domestic Violence Victims			Arson	0	0	0	0
Offense	Reported	Cleared	Bribery	0	0	0	0
Murder	0	0	Burglary	0	0	0	0
Aggravated Assault	0	0	Counterfeiting/Forgery	0	0	0	0
Simple Assault	0	0	Destruction/Damage/Vandalism	2	0	0	0
Intimidation	0	0	Embezzlement	0	0	0	0
Stalking	0	0	Extortion/Blackmail	0	0	0	0
Forcible Rape	0	0	Fraud - False Pretenses	5	0	0	0
Forcible Sodomy	0	0	Fraud - Credit Card/ATM	0	0	0	0
Sexual Assault W/Object	0	0	Fraud - Impersonation	0	0	0	0
Forcible Fondling	0	0	Fraud - Welfare	0	0	0	0
Incest	0	0	Fraud - Wire	1	0	0	0
Statutory Rape	0	0	Fraud - Identity Theft	0	0	0	0
Kidnapping/Abduction	0	0	Fraud - Computer Hacking/Invasion	0	0	0	0
Commercial Sex Acts	0	0	Robbery	0	0	0	0
Involuntary Servitude	0	0	Theft - Pocket-picking	0	0	0	0
Total	0	0	Theft - Purse Snatching	0	0	0	0
			Theft - Shoplifting	0	0	0	0
			Theft From Building	7	1	1	0
Group B Arrests			Theft From Coin Machine	0	0	0	0
Offense	Adult	Juvenile	Theft From Motor Vehicle	3	0	0	0
Bad Checks	0	0	Theft of Motor Vehicle Parts	3	0	0	0
Curfew/Vagrancy	0	0	Theft - All Other Larceny	1	1	1	0
Disorderly Conduct	1	0	Motor Vehicle Theft	0	0	0	0
DUI	0	0	Stolen Property Offenses	1	1	1	0
Drunkenness	10	0	Crimes Against Society				
Family-Non Violent	0	0	Animal Cruelty	0	0	0	0
Liquor Law Violations	0	0	Drug/Narcotic Violations	6	2	2	0
Peeping Tom	0	0	Drug/Narcotic Equipment Violations	1	0	0	0
Trespass	1	0	Gambling - Betting/Wagering	0	0	0	0
All Other Offenses	1	0	Gambling - Operating/Promoting	0	0	0	0
Total Group B	13	0	Gambling - Equipment Violations	0	0	0	0
			Gambling - Sports Tampering	0	0	0	0
			Pornography/Obscene Material	0	0	0	0
			Prostitution	0	0	0	0
			Prostitution Assisting/Promoting	0	0	0	0
			Purchasing Prostitution	0	0	0	0
			Weapon Law Violations	8	8	8	0
			Total Group A Offenses	41	13	13	0

Crime in Tennessee 2022

(*) Offenses are counted using the FBI Units of Count for Crime

(**) The 'Arrests' column shows arrests made for incidents during the selected period, regardless of arrest date. Arrest counts for the same period may change over time.

Knoxville Police Department - NIBRS Agency Crime Overview - 2022

2022 Population Estimate		194,724	Offenses (*)		Arrests (**)		
Offense Overview			Reported	Cleared	Adult	Juvenile	
Group A Offenses							
Crimes Against Persons							
Offense Total	19,647	Murder	33	10	5	0	
Number Cleared	7,746	Negligent Manslaughter	1	1	1	0	
Percent Cleared	39.43%	Negligent Vehicular Manslaughter	0	0	0	0	
Group A Crimes per 100,000 population	10,089.7	Kidnapping/Abduction	78	31	20	0	
Arrest Overview							
Total Arrests	7,406	Forcible Rape	135	36	2	0	
Adult Arrests	7,162	Forcible Sodomy	8	0	0	0	
Juvenile Arrests	244	Sexual Assault W/Object	8	2	0	0	
Unknown Age	0	Forcible Fondling	125	32	5	0	
Arrests per 100,000 population	3,803.3	Incest	2	1	1	0	
Average number offenses/incident	1.20	Statutory Rape	6	1	0	0	
Crimes Against Property							
Domestic Violence Victims							
Offense	Reported	Cleared					
Murder	2	1	Arson	4	1	1	0
Aggravated Assault	457	246	Bribery	0	0	0	0
Simple Assault	1,770	554	Burglary	871	211	208	1
Intimidation	137	24	Counterfeiting/Forgery	158	58	46	0
Stalking	57	6	Destruction/Damage/Vandalism	1,557	358	114	3
Forcible Rape	33	14	Embezzlement	91	52	33	0
Forcible Sodomy	1	0	Extortion/Blackmail	27	1	0	0
Sexual Assault W/Object	3	0	Fraud - False Pretenses	273	64	23	0
Forcible Fondling	28	7	Fraud - Credit Card/ATM	205	44	15	0
Incest	2	1	Fraud - Impersonation	222	196	185	0
Statutory Rape	0	0	Fraud - Welfare	0	0	0	0
Kidnapping/Abduction	45	23	Fraud - Wire	2	0	0	0
Commercial Sex Acts	0	0	Fraud - Identity Theft	48	11	1	0
Involuntary Servitude	0	0	Fraud - Computer Hacking/Invasion	1	0	0	0
Total	2,535	876	Robbery	180	62	39	3
Group B Arrests			Theft - Pocket-picking	12	1	0	0
Offense	Adult	Juvenile	Theft - Purse Snatching	5	2	2	0
Bad Checks	0	0	Theft - Shoplifting	1,283	820	723	43
Curfew/Vagrancy	0	0	Theft From Building	739	153	31	4
Disorderly Conduct	269	31	Theft From Coin Machine	10	1	1	0
DUI	344	0	Theft From Motor Vehicle	1,739	83	41	1
Drunkenness	750	2	Theft of Motor Vehicle Parts	576	25	24	0
Family-Non Violent	5	0	Theft - All Other Larceny	1,493	173	100	10
Liquor Law Violations	0	0	Motor Vehicle Theft	983	334	257	13
Peeping Tom	0	0	Stolen Property Offenses	17	13	21	0
Trespass	227	0	Crimes Against Society				
All Other Offenses	616	11	Animal Cruelty	27	12	12	0
Total Group B	2,211	44	Drug/Narcotic Violations	1,883	1,655	1,530	76
			Drug/Narcotic Equipment Violations	1,344	1,215	479	0
			Gambling - Betting/Wagering	0	0	0	0
			Gambling - Operating/Promoting	0	0	0	0
			Gambling - Equipment Violations	0	0	0	0
			Gambling - Sports Tampering	0	0	0	0
			Pornography/Obscene Material	24	1	0	0
			Prostitution	5	4	3	0
			Prostitution Assisting/Promoting	0	0	0	0
			Purchasing Prostitution	0	0	0	0
			Weapon Law Violations	341	295	81	4
			Total Group A Offenses	19,647	7,746	4,951	200

Crime in Tennessee 2022

(*) Offenses are counted using the FBI Units of Count for Crime

(**) The 'Arrests' column shows arrests made for incidents during the selected period, regardless of arrest date. Arrest counts for the same period may change over time.

LaFayette Police Department - NIBRS Agency Crime Overview - 2022

2022 Population Estimate		5,650		Offenses (*)		Arrests (**)		
Offense Overview		Group A Offenses		Reported	Cleared	Adult	Juvenile	
Offense Total	459	Crimes Against Persons						
Number Cleared	295	Murder		0	0	0	0	
Percent Cleared	64.27%	Negligent Manslaughter		1	0	0	0	
Group A Crimes per 100,000 population	8,123.9	Negligent Vehicular Manslaughter		0	0	0	0	
		Kidnapping/Abduction		0	0	0	0	
		Forcible Rape		3	1	0	1	
		Forcible Sodomy		0	0	0	0	
		Sexual Assault W/Object		0	0	0	0	
		Forcible Fondling		6	1	0	0	
		Incest		0	0	0	0	
		Statutory Rape		1	0	0	0	
		Aggravated Assault		16	15	12	1	
		Simple Assault		70	60	54	0	
		Intimidation		7	4	2	0	
		Stalking		2	0	0	0	
		Commercial Sex Acts		0	0	0	0	
		Involuntary Servitude		0	0	0	0	
		Crimes Against Property						
		Arson		0	0	0	0	
		Bribery		0	0	0	0	
		Burglary		12	6	4	0	
		Counterfeiting/Forgery		12	8	6	0	
		Destruction/Damage/Vandalism		30	8	5	0	
		Embezzlement		0	0	0	0	
		Extortion/Blackmail		0	0	0	0	
		Fraud - False Pretenses		6	3	1	0	
		Fraud - Credit Card/ATM		10	5	3	0	
		Fraud - Impersonation		6	1	1	0	
		Fraud - Welfare		0	0	0	0	
		Fraud - Wire		0	0	0	0	
		Fraud - Identity Theft		1	0	0	0	
		Fraud - Computer Hacking/Invasion		0	0	0	0	
		Robbery		0	0	0	0	
		Theft - Pocket-picking		0	0	0	0	
		Theft - Purse Snatching		1	0	0	0	
		Theft - Shoplifting		80	65	68	1	
		Theft From Building		8	2	1	0	
		Theft From Coin Machine		0	0	0	0	
		Theft From Motor Vehicle		3	0	0	0	
		Theft of Motor Vehicle Parts		6	0	0	0	
		Theft - All Other Larceny		44	13	9	0	
		Motor Vehicle Theft		11	5	5	0	
		Stolen Property Offenses		0	0	0	0	
		Crimes Against Society						
		Animal Cruelty		0	0	0	0	
		Drug/Narcotic Violations		69	53	59	1	
		Drug/Narcotic Equipment Violations		44	35	4	0	
		Gambling - Betting/Wagering		0	0	0	0	
		Gambling - Operating/Promoting		0	0	0	0	
		Gambling - Equipment Violations		0	0	0	0	
		Gambling - Sports Tampering		0	0	0	0	
		Pornography/Obscene Material		0	0	0	0	
		Prostitution		0	0	0	0	
		Prostitution Assisting/Promoting		0	0	0	0	
		Purchasing Prostitution		0	0	0	0	
		Weapon Law Violations		10	10	4	0	
		Total Group A Offenses		459	295	238	4	
Domestic Violence Victims								
Offense	Reported	Cleared						
Murder	0	0						
Aggravated Assault	7	7						
Simple Assault	51	43						
Intimidation	3	2						
Stalking	0	0						
Forcible Rape	1	0						
Forcible Sodomy	0	0						
Sexual Assault W/Object	0	0						
Forcible Fondling	2	0						
Incest	0	0						
Statutory Rape	0	0						
Kidnapping/Abduction	0	0						
Commercial Sex Acts	0	0						
Involuntary Servitude	0	0						
Total	64	52						
Group B Arrests								
Offense	Adult	Juvenile						
Bad Checks	0	0						
Curfew/Vagrancy	0	0						
Disorderly Conduct	3	0						
DUI	30	0						
Drunkenness	28	0						
Family-Non Violent	0	0						
Liquor Law Violations	1	0						
Peeping Tom	0	0						
Trespass	7	0						
All Other Offenses	41	0						
Total Group B	110	0						

Crime in Tennessee 2022

(*) Offenses are counted using the FBI Units of Count for Crime

(**) The 'Arrests' column shows arrests made for incidents during the selected period, regardless of arrest date. Arrest counts for the same period may change over time.

LaFollette Police Department - NIBRS Agency Crime Overview - 2022

2022 Population Estimate		7,271		Offenses (*)		Arrests (**)	
				Reported	Cleared	Adult	Juvenile
Offense Overview				Group A Offenses			
				Crimes Against Persons			
Offense Total	500	Murder	0	0	0	0	
Number Cleared	246	Negligent Manslaughter	0	0	0	0	
Percent Cleared	49.20%	Negligent Vehicular Manslaughter	0	0	0	0	
Group A Crimes per 100,000 population	6,876.6	Kidnapping/Abduction	0	0	0	0	
		Forcible Rape	0	0	0	0	
		Forcible Sodomy	0	0	0	0	
		Sexual Assault W/Object	0	0	0	0	
		Forcible Fondling	0	0	0	0	
		Incest	0	0	0	0	
		Statutory Rape	0	0	0	0	
		Aggravated Assault	24	13	13	0	
		Simple Assault	38	24	19	2	
		Intimidation	2	1	1	0	
		Stalking	0	0	0	0	
		Commercial Sex Acts	0	0	0	0	
		Involuntary Servitude	0	0	0	0	
		Crimes Against Property					
		Arson	1	0	0	0	
		Bribery	0	0	0	0	
		Burglary	22	4	4	0	
		Counterfeiting/Forgery	6	1	0	0	
		Destruction/Damage/Vandalism	34	12	4	0	
		Embezzlement	0	0	0	0	
		Extortion/Blackmail	0	0	0	0	
		Fraud - False Pretenses	3	0	0	0	
		Fraud - Credit Card/ATM	7	0	0	0	
		Fraud - Impersonation	0	0	0	0	
		Fraud - Welfare	1	0	0	0	
		Fraud - Wire	0	0	0	0	
		Fraud - Identity Theft	0	0	0	0	
		Fraud - Computer Hacking/Invasion	0	0	0	0	
		Robbery	0	0	0	0	
		Theft - Pocket-picking	0	0	0	0	
		Theft - Purse Snatching	1	0	0	0	
		Theft - Shoplifting	19	5	6	0	
		Theft From Building	5	0	0	0	
		Theft From Coin Machine	0	0	0	0	
		Theft From Motor Vehicle	7	1	1	0	
		Theft of Motor Vehicle Parts	2	0	0	0	
		Theft - All Other Larceny	40	3	1	1	
		Motor Vehicle Theft	20	4	2	1	
		Stolen Property Offenses	0	0	0	0	
		Crimes Against Society					
		Animal Cruelty	0	0	0	0	
		Drug/Narcotic Violations	152	101	88	0	
		Drug/Narcotic Equipment Violations	108	71	20	0	
		Gambling - Betting/Wagering	0	0	0	0	
		Gambling - Operating/Promoting	0	0	0	0	
		Gambling - Equipment Violations	0	0	0	0	
		Gambling - Sports Tampering	0	0	0	0	
		Pornography/Obscene Material	0	0	0	0	
		Prostitution	0	0	0	0	
		Prostitution Assisting/Promoting	0	0	0	0	
		Purchasing Prostitution	0	0	0	0	
		Weapon Law Violations	8	6	1	0	
		Total Group A Offenses	500	246	160	4	
Domestic Violence Victims							
Offense	Reported	Cleared					
Murder	0	0					
Aggravated Assault	14	10					
Simple Assault	21	14					
Intimidation	1	0					
Stalking	0	0					
Forcible Rape	0	0					
Forcible Sodomy	0	0					
Sexual Assault W/Object	0	0					
Forcible Fondling	0	0					
Incest	0	0					
Statutory Rape	0	0					
Kidnapping/Abduction	0	0					
Commercial Sex Acts	0	0					
Involuntary Servitude	0	0					
Total	36	24					
Group B Arrests							
Offense	Adult	Juvenile					
Bad Checks	1	0					
Curfew/Vagrancy	0	0					
Disorderly Conduct	15	1					
DUI	32	1					
Drunkenness	42	0					
Family-Non Violent	0	0					
Liquor Law Violations	0	0					
Peeping Tom	0	0					
Trespass	10	0					
All Other Offenses	107	9					
Total Group B	207	11					

Crime in Tennessee 2022

(*) Offenses are counted using the FBI Units of Count for Crime

(**) The 'Arrests' column shows arrests made for incidents during the selected period, regardless of arrest date. Arrest counts for the same period may change over time.

LaVergne Police Department - NIBRS Agency Crime Overview - 2022

2022 Population Estimate		39,424	Offenses (*)		Arrests (**)	
Offense Overview			Reported	Cleared	Adult	Juvenile
Group A Offenses						
Crimes Against Persons						
Offense Total	2,199	Murder	1	0	0	0
Number Cleared	1,005	Negligent Manslaughter	0	0	0	0
Percent Cleared	45.70%	Negligent Vehicular Manslaughter	0	0	0	0
Group A Crimes per 100,000 population	5,577.8	Kidnapping/Abduction	6	3	3	0
		Forcible Rape	10	3	0	0
		Forcible Sodomy	1	0	0	0
		Sexual Assault W/Object	1	1	0	0
		Forcible Fondling	10	1	0	0
		Incest	0	0	0	0
		Statutory Rape	2	0	0	0
		Aggravated Assault	121	65	46	4
		Simple Assault	439	212	149	38
		Intimidation	40	1	2	0
		Stalking	7	2	2	0
		Commercial Sex Acts	0	0	0	0
		Involuntary Servitude	0	0	0	0
		Crimes Against Property				
		Arson	1	1	0	0
		Bribery	0	0	0	0
		Burglary	36	9	8	1
		Counterfeiting/Forgery	70	37	23	1
		Destruction/Damage/Vandalism	222	24	5	4
		Embezzlement	5	2	2	0
		Extortion/Blackmail	2	0	0	0
		Fraud - False Pretenses	25	2	0	0
		Fraud - Credit Card/ATM	24	3	0	0
		Fraud - Impersonation	7	4	7	0
		Fraud - Welfare	0	0	0	0
		Fraud - Wire	1	0	0	0
		Fraud - Identity Theft	0	0	0	0
		Fraud - Computer Hacking/Invasion	0	0	0	0
		Robbery	16	4	1	4
		Theft - Pocket-picking	2	0	0	0
		Theft - Purse Snatching	0	0	0	0
		Theft - Shoplifting	66	23	22	0
		Theft From Building	4	0	0	0
		Theft From Coin Machine	0	0	0	0
		Theft From Motor Vehicle	98	3	1	0
		Theft of Motor Vehicle Parts	44	2	0	0
		Theft - All Other Larceny	246	18	13	5
		Motor Vehicle Theft	90	24	14	4
		Stolen Property Offenses	3	3	1	0
		Crimes Against Society				
		Animal Cruelty	0	0	0	0
		Drug/Narcotic Violations	330	309	258	23
		Drug/Narcotic Equipment Violations	204	192	59	2
		Gambling - Betting/Wagering	0	0	0	0
		Gambling - Operating/Promoting	0	0	0	0
		Gambling - Equipment Violations	0	0	0	0
		Gambling - Sports Tampering	0	0	0	0
		Pornography/Obscene Material	3	0	0	0
		Prostitution	1	0	0	0
		Prostitution Assisting/Promoting	0	0	0	0
		Purchasing Prostitution	0	0	0	0
		Weapon Law Violations	61	57	21	3
		Total Group A Offenses	2,199	1,005	637	89
Domestic Violence Victims						
Offense	Reported	Cleared				
Murder	0	0				
Aggravated Assault	7	6				
Simple Assault	41	24				
Intimidation	2	0				
Stalking	0	0				
Forcible Rape	0	0				
Forcible Sodomy	0	0				
Sexual Assault W/Object	0	0				
Forcible Fondling	0	0				
Incest	0	0				
Statutory Rape	0	0				
Kidnapping/Abduction	1	1				
Commercial Sex Acts	0	0				
Involuntary Servitude	0	0				
Total	51	31				
Group B Arrests						
Offense	Adult	Juvenile				
Bad Checks	0	0				
Curfew/Vagrancy	0	1				
Disorderly Conduct	4	1				
DUI	182	0				
Drunkenness	36	0				
Family-Non Violent	0	0				
Liquor Law Violations	1	0				
Peeping Tom	0	0				
Trespass	0	0				
All Other Offenses	183	17				
Total Group B	406	19				

Crime in Tennessee 2022

(*) Offenses are counted using the FBI Units of Count for Crime

(**) The 'Arrests' column shows arrests made for incidents during the selected period, regardless of arrest date. Arrest counts for the same period may change over time.

Lawrenceburg Police Department - NIBRS Agency Crime Overview - 2022

2022 Population Estimate		11,874		Offenses (*)		Arrests (**)		
Offense Overview		Group A Offenses		Reported	Cleared	Adult	Juvenile	
Offense Total	714	Crimes Against Persons						
Number Cleared	303	Murder		0	0	0	0	
Percent Cleared	42.44%	Negligent Manslaughter		0	0	0	0	
Group A Crimes per 100,000 population	6,013.1	Negligent Vehicular Manslaughter		0	0	0	0	
		Kidnapping/Abduction		0	0	0	0	
		Forcible Rape		2	1	1	0	
		Forcible Sodomy		0	0	0	0	
		Sexual Assault W/Object		1	0	0	0	
		Forcible Fondling		1	0	0	0	
		Incest		0	0	0	0	
		Statutory Rape		0	0	0	0	
		Aggravated Assault		42	33	28	0	
		Simple Assault		136	81	65	4	
		Intimidation		36	10	8	0	
		Stalking		4	1	1	0	
		Commercial Sex Acts		0	0	0	0	
		Involuntary Servitude		0	0	0	0	
		Crimes Against Property						
		Arson		0	0	0	0	
		Bribery		0	0	0	0	
		Burglary		51	11	9	0	
		Counterfeiting/Forgery		6	1	1	0	
		Destruction/Damage/Vandalism		59	16	8	2	
		Embezzlement		1	0	0	0	
		Extortion/Blackmail		0	0	0	0	
		Fraud - False Pretenses		10	5	5	0	
		Fraud - Credit Card/ATM		10	2	2	0	
		Fraud - Impersonation		0	0	0	0	
		Fraud - Welfare		0	0	0	0	
		Fraud - Wire		4	1	1	0	
		Fraud - Identity Theft		0	0	0	0	
		Fraud - Computer Hacking/Invasion		0	0	0	0	
		Robbery		3	1	1	0	
		Theft - Pocket-picking		0	0	0	0	
		Theft - Purse Snatching		0	0	0	0	
		Theft - Shoplifting		9	4	4	0	
		Theft From Building		62	5	4	0	
		Theft From Coin Machine		0	0	0	0	
		Theft From Motor Vehicle		47	6	6	0	
		Theft of Motor Vehicle Parts		20	1	0	0	
		Theft - All Other Larceny		71	9	9	0	
		Motor Vehicle Theft		20	8	8	0	
		Stolen Property Offenses		0	0	0	0	
		Crimes Against Society						
		Animal Cruelty		0	0	0	0	
		Drug/Narcotic Violations		62	58	60	2	
		Drug/Narcotic Equipment Violations		40	35	3	0	
		Gambling - Betting/Wagering		0	0	0	0	
		Gambling - Operating/Promoting		0	0	0	0	
		Gambling - Equipment Violations		0	0	0	0	
		Gambling - Sports Tampering		0	0	0	0	
		Pornography/Obscene Material		1	0	0	0	
		Prostitution		0	0	0	0	
		Prostitution Assisting/Promoting		0	0	0	0	
		Purchasing Prostitution		0	0	0	0	
		Weapon Law Violations		16	14	1	0	
		Total Group A Offenses		714	303	225	8	
Domestic Violence Victims								
Offense	Reported	Cleared						
Murder	0	0						
Aggravated Assault	17	16						
Simple Assault	87	60						
Intimidation	21	6						
Stalking	1	0						
Forcible Rape	2	1						
Forcible Sodomy	0	0						
Sexual Assault W/Object	1	0						
Forcible Fondling	0	0						
Incest	0	0						
Statutory Rape	0	0						
Kidnapping/Abduction	0	0						
Commercial Sex Acts	0	0						
Involuntary Servitude	0	0						
Total	129	83						
Group B Arrests								
Offense	Adult	Juvenile						
Bad Checks	0	0						
Curfew/Vagrancy	0	0						
Disorderly Conduct	6	0						
DUI	25	0						
Drunkenness	41	0						
Family-Non Violent	0	0						
Liquor Law Violations	0	0						
Peeping Tom	0	0						
Trespass	6	0						
All Other Offenses	25	0						
Total Group B	103	0						

Crime in Tennessee 2022

(*) Offenses are counted using the FBI Units of Count for Crime

(**) The 'Arrests' column shows arrests made for incidents during the selected period, regardless of arrest date. Arrest counts for the same period may change over time.

Lebanon Police Department - NIBRS Agency Crime Overview - 2022

2022 Population Estimate		43,321		Offenses (*)		Arrests (**)		
Offense Overview		Group A Offenses		Reported	Cleared	Adult	Juvenile	
Offense Total	3,074	Crimes Against Persons						
Number Cleared	1,563	Murder		1	0	0	0	
Percent Cleared	50.85%	Negligent Manslaughter		0	0	0	0	
Group A Crimes per 100,000 population	7,095.9	Negligent Vehicular Manslaughter		1	1	1	0	
		Kidnapping/Abduction		8	6	5	0	
		Forcible Rape		16	6	0	0	
		Forcible Sodomy		6	0	0	0	
		Sexual Assault W/Object		2	1	0	0	
		Forcible Fondling		19	11	2	0	
		Incest		0	0	0	0	
		Statutory Rape		2	0	0	0	
		Aggravated Assault		158	104	70	7	
		Simple Assault		498	241	174	4	
		Intimidation		136	25	13	1	
		Stalking		2	1	0	0	
		Commercial Sex Acts		0	0	0	0	
		Involuntary Servitude		0	0	0	0	
		Crimes Against Property						
		Arson		2	0	0	0	
		Bribery		0	0	0	0	
		Burglary		107	37	24	1	
		Counterfeiting/Forgery		29	9	6	0	
		Destruction/Damage/Vandalism		255	99	50	3	
		Embezzlement		21	11	8	0	
		Extortion/Blackmail		6	1	0	0	
		Fraud - False Pretenses		153	24	19	0	
		Fraud - Credit Card/ATM		55	22	15	0	
		Fraud - Impersonation		59	16	12	0	
		Fraud - Welfare		0	0	0	0	
		Fraud - Wire		18	9	6	0	
		Fraud - Identity Theft		0	0	0	0	
		Fraud - Computer Hacking/Invasion		1	0	0	0	
		Robbery		14	7	6	1	
		Theft - Pocket-picking		1	0	0	0	
		Theft - Purse Snatching		0	0	0	0	
		Theft - Shoplifting		126	65	55	2	
		Theft From Building		113	18	13	0	
		Theft From Coin Machine		11	10	1	0	
		Theft From Motor Vehicle		129	35	28	4	
		Theft of Motor Vehicle Parts		32	1	1	0	
		Theft - All Other Larceny		127	22	16	3	
		Motor Vehicle Theft		76	30	14	0	
		Stolen Property Offenses		20	18	15	1	
		Crimes Against Society						
		Animal Cruelty		0	0	0	0	
		Drug/Narcotic Violations		468	402	359	11	
		Drug/Narcotic Equipment Violations		318	267	74	1	
		Gambling - Betting/Wagering		0	0	0	0	
		Gambling - Operating/Promoting		0	0	0	0	
		Gambling - Equipment Violations		0	0	0	0	
		Gambling - Sports Tampering		0	0	0	0	
		Pornography/Obscene Material		2	0	0	0	
		Prostitution		1	1	0	0	
		Prostitution Assisting/Promoting		0	0	0	0	
		Purchasing Prostitution		0	0	0	0	
		Weapon Law Violations		81	63	13	2	
		Total Group A Offenses		3,074	1,563	1,000	41	
Domestic Violence Victims								
Offense	Reported	Cleared						
Murder	0	0						
Aggravated Assault	62	47						
Simple Assault	345	169						
Intimidation	34	11						
Stalking	0	0						
Forcible Rape	3	0						
Forcible Sodomy	4	0						
Sexual Assault W/Object	1	1						
Forcible Fondling	4	3						
Incest	0	0						
Statutory Rape	1	0						
Kidnapping/Abduction	5	5						
Commercial Sex Acts	0	0						
Involuntary Servitude	0	0						
Total	459	236						
Group B Arrests								
Offense	Adult	Juvenile						
Bad Checks	0	0						
Curfew/Vagrancy	0	0						
Disorderly Conduct	35	0						
DUI	153	0						
Drunkenness	213	0						
Family-Non Violent	3	0						
Liquor Law Violations	21	0						
Peeping Tom	0	0						
Trespass	87	1						
All Other Offenses	121	16						
Total Group B	633	17						

Crime in Tennessee 2022

(*) Offenses are counted using the FBI Units of Count for Crime

(**) The 'Arrests' column shows arrests made for incidents during the selected period, regardless of arrest date. Arrest counts for the same period may change over time.

Lenoir City Police Department - NIBRS Agency Crime Overview - 2022

2022 Population Estimate		10,597	Offenses (*)		Arrests (**)		
Offense Overview			Reported	Cleared	Adult	Juvenile	
Group A Offenses							
Crimes Against Persons							
Offense Total	843		Murder	0	0	0	0
Number Cleared	632		Negligent Manslaughter	0	0	0	0
Percent Cleared	74.97%		Negligent Vehicular Manslaughter	0	0	0	0
Group A Crimes per 100,000 population	7,955.1		Kidnapping/Abduction	2	2	3	0
			Forcible Rape	0	0	0	0
			Forcible Sodomy	1	0	0	0
			Sexual Assault W/Object	0	0	0	0
			Forcible Fondling	1	1	0	0
			Incest	0	0	0	0
			Statutory Rape	0	0	0	0
			Aggravated Assault	38	29	19	2
			Simple Assault	120	79	48	14
			Intimidation	15	7	2	0
			Stalking	5	2	2	0
			Commercial Sex Acts	0	0	0	0
			Involuntary Servitude	0	0	0	0
			Crimes Against Property				
			Arson	0	0	0	0
			Bribery	0	0	0	0
			Burglary	17	9	9	0
			Counterfeiting/Forgery	20	17	15	0
			Destruction/Damage/Vandalism	49	24	9	6
			Embezzlement	3	3	2	0
			Extortion/Blackmail	0	0	0	0
			Fraud - False Pretenses	11	7	1	0
			Fraud - Credit Card/ATM	8	4	3	1
			Fraud - Impersonation	15	11	10	0
			Fraud - Welfare	0	0	0	0
			Fraud - Wire	0	0	0	0
			Fraud - Identity Theft	2	1	0	0
			Fraud - Computer Hacking/Invasion	0	0	0	0
			Robbery	2	1	1	0
			Theft - Pocket-picking	0	0	0	0
			Theft - Purse Snatching	0	0	0	0
			Theft - Shoplifting	121	110	105	0
			Theft From Building	25	12	10	0
			Theft From Coin Machine	1	0	0	0
			Theft From Motor Vehicle	23	2	0	0
			Theft of Motor Vehicle Parts	10	7	7	0
			Theft - All Other Larceny	48	20	11	5
			Motor Vehicle Theft	13	6	3	0
			Stolen Property Offenses	12	12	8	0
			Crimes Against Society				
			Animal Cruelty	1	1	1	0
			Drug/Narcotic Violations	177	168	163	4
			Drug/Narcotic Equipment Violations	81	76	16	0
			Gambling - Betting/Wagering	0	0	0	0
			Gambling - Operating/Promoting	0	0	0	0
			Gambling - Equipment Violations	0	0	0	0
			Gambling - Sports Tampering	0	0	0	0
			Pornography/Obscene Material	2	1	1	0
			Prostitution	0	0	0	0
			Prostitution Assisting/Promoting	0	0	0	0
			Purchasing Prostitution	0	0	0	0
			Weapon Law Violations	20	20	10	0
			Total Group A Offenses	843	632	459	32
Domestic Violence Victims							
Offense	Reported	Cleared					
Murder	0	0	Burglary	17	9	9	0
Aggravated Assault	20	17	Counterfeiting/Forgery	20	17	15	0
Simple Assault	77	56	Destruction/Damage/Vandalism	49	24	9	6
Intimidation	4	2	Embezzlement	3	3	2	0
Stalking	1	0	Extortion/Blackmail	0	0	0	0
Forcible Rape	0	0	Fraud - False Pretenses	11	7	1	0
Forcible Sodomy	0	0	Fraud - Credit Card/ATM	8	4	3	1
Sexual Assault W/Object	0	0	Fraud - Impersonation	15	11	10	0
Forcible Fondling	0	0	Fraud - Welfare	0	0	0	0
Incest	0	0	Fraud - Wire	0	0	0	0
Statutory Rape	0	0	Fraud - Identity Theft	2	1	0	0
Kidnapping/Abduction	1	1	Fraud - Computer Hacking/Invasion	0	0	0	0
Commercial Sex Acts	0	0	Robbery	2	1	1	0
Involuntary Servitude	0	0	Theft - Pocket-picking	0	0	0	0
Total	103	76	Theft - Purse Snatching	0	0	0	0
			Theft - Shoplifting	121	110	105	0
			Theft From Building	25	12	10	0
			Theft From Coin Machine	1	0	0	0
			Theft From Motor Vehicle	23	2	0	0
			Theft of Motor Vehicle Parts	10	7	7	0
			Theft - All Other Larceny	48	20	11	5
			Motor Vehicle Theft	13	6	3	0
			Stolen Property Offenses	12	12	8	0
			Group B Arrests				
Offense	Adult	Juvenile					
Bad Checks	16	0	Animal Cruelty	1	1	1	0
Curfew/Vagrancy	0	5	Drug/Narcotic Violations	177	168	163	4
Disorderly Conduct	5	0	Drug/Narcotic Equipment Violations	81	76	16	0
DUI	91	0	Gambling - Betting/Wagering	0	0	0	0
Drunkenness	65	3	Gambling - Operating/Promoting	0	0	0	0
Family-Non Violent	0	1	Gambling - Equipment Violations	0	0	0	0
Liquor Law Violations	2	0	Gambling - Sports Tampering	0	0	0	0
Peeping Tom	0	0	Pornography/Obscene Material	2	1	1	0
Trespass	20	0	Prostitution	0	0	0	0
All Other Offenses	262	12	Prostitution Assisting/Promoting	0	0	0	0
Total Group B	461	21	Purchasing Prostitution	0	0	0	0
			Weapon Law Violations	20	20	10	0
			Total Group A Offenses	843	632	459	32

Crime in Tennessee 2022

(*) Offenses are counted using the FBI Units of Count for Crime

(**) The 'Arrests' column shows arrests made for incidents during the selected period, regardless of arrest date. Arrest counts for the same period may change over time.

Lewisburg Police Department - NIBRS Agency Crime Overview - 2022

2022 Population Estimate		12,659		Offenses (*)		Arrests (**)		
Offense Overview		Group A Offenses		Reported	Cleared	Adult	Juvenile	
Offense Total	859	Crimes Against Persons						
Number Cleared	414	Murder		1	1	1	0	
Percent Cleared	48.20%	Negligent Manslaughter		0	0	0	0	
Group A Crimes per 100,000 population	6,785.7	Negligent Vehicular Manslaughter		0	0	0	0	
		Kidnapping/Abduction		4	3	2	0	
		Forcible Rape		8	3	2	0	
		Forcible Sodomy		0	0	0	0	
		Sexual Assault W/Object		0	0	0	0	
		Forcible Fondling		3	3	3	0	
		Incest		0	0	0	0	
		Statutory Rape		3	1	1	0	
		Aggravated Assault		56	32	26	1	
		Simple Assault		204	123	93	12	
		Intimidation		14	8	7	0	
		Stalking		3	2	2	0	
		Commercial Sex Acts		0	0	0	0	
		Involuntary Servitude		0	0	0	0	
		Crimes Against Property						
		Arson		4	1	1	0	
		Bribery		0	0	0	0	
		Burglary		40	5	5	0	
		Counterfeiting/Forgery		25	9	7	0	
		Destruction/Damage/Vandalism		97	22	8	4	
		Embezzlement		2	2	0	0	
		Extortion/Blackmail		0	0	0	0	
		Fraud - False Pretenses		9	0	1	0	
		Fraud - Credit Card/ATM		12	0	0	0	
		Fraud - Impersonation		2	1	1	0	
		Fraud - Welfare		0	0	0	0	
		Fraud - Wire		0	0	0	0	
		Fraud - Identity Theft		3	1	1	0	
		Fraud - Computer Hacking/Invasion		0	0	0	0	
		Robbery		2	2	2	0	
		Theft - Pocket-picking		1	0	0	0	
		Theft - Purse Snatching		0	0	0	0	
		Theft - Shoplifting		68	40	41	0	
		Theft From Building		4	2	1	0	
		Theft From Coin Machine		0	0	0	0	
		Theft From Motor Vehicle		18	4	3	0	
		Theft of Motor Vehicle Parts		1	0	0	0	
		Theft - All Other Larceny		105	14	17	0	
		Motor Vehicle Theft		25	12	9	0	
		Stolen Property Offenses		6	3	2	0	
		Crimes Against Society						
		Animal Cruelty		1	1	1	0	
		Drug/Narcotic Violations		77	68	59	2	
		Drug/Narcotic Equipment Violations		51	43	2	0	
		Gambling - Betting/Wagering		0	0	0	0	
		Gambling - Operating/Promoting		0	0	0	0	
		Gambling - Equipment Violations		0	0	0	0	
		Gambling - Sports Tampering		0	0	0	0	
		Pornography/Obscene Material		2	0	0	0	
		Prostitution		0	0	0	0	
		Prostitution Assisting/Promoting		0	0	0	0	
		Purchasing Prostitution		0	0	0	0	
		Weapon Law Violations		8	8	6	0	
		Total Group A Offenses		859	414	304	19	
Domestic Violence Victims								
Offense	Reported	Cleared						
Murder	0	0						
Aggravated Assault	20	16						
Simple Assault	135	100						
Intimidation	5	3						
Stalking	0	0						
Forcible Rape	5	3						
Forcible Sodomy	0	0						
Sexual Assault W/Object	0	0						
Forcible Fondling	0	0						
Incest	0	0						
Statutory Rape	0	0						
Kidnapping/Abduction	1	1						
Commercial Sex Acts	0	0						
Involuntary Servitude	0	0						
Total	166	123						
Group B Arrests								
Offense	Adult	Juvenile						
Bad Checks	0	0						
Curfew/Vagrancy	0	0						
Disorderly Conduct	0	1						
DUI	36	0						
Drunkenness	0	0						
Family-Non Violent	1	0						
Liquor Law Violations	1	1						
Peeping Tom	0	0						
Trespass	0	0						
All Other Offenses	26	2						
Total Group B	64	4						

Crime in Tennessee 2022

(*) Offenses are counted using the FBI Units of Count for Crime

(**) The 'Arrests' column shows arrests made for incidents during the selected period, regardless of arrest date. Arrest counts for the same period may change over time.

Lexington Police Department - NIBRS Agency Crime Overview - 2022

2022 Population Estimate		7,944		Offenses (*)		Arrests (**)		
Offense Overview		Group A Offenses		Reported	Cleared	Adult	Juvenile	
Offense Total	868	Crimes Against Persons						
Number Cleared	651	Murder		1	1	1	0	
Percent Cleared	75.00%	Negligent Manslaughter		0	0	0	0	
Group A Crimes per 100,000 population	10,926.5	Negligent Vehicular Manslaughter		0	0	0	0	
		Kidnapping/Abduction		5	2	0	0	
		Forcible Rape		2	0	0	0	
		Forcible Sodomy		0	0	0	0	
		Sexual Assault W/Object		0	0	0	0	
		Forcible Fondling		5	3	3	0	
		Incest		0	0	0	0	
		Statutory Rape		0	0	0	0	
		Aggravated Assault		21	16	19	0	
		Simple Assault		185	163	65	13	
		Intimidation		48	45	23	0	
		Stalking		6	3	3	0	
		Commercial Sex Acts		0	0	0	0	
		Involuntary Servitude		0	0	0	0	
		Crimes Against Property						
		Arson		1	1	0	1	
		Bribery		0	0	0	0	
		Burglary		28	12	12	1	
		Counterfeiting/Forgery		23	11	9	0	
		Destruction/Damage/Vandalism		51	27	3	2	
		Embezzlement		5	3	2	0	
		Extortion/Blackmail		0	0	0	0	
		Fraud - False Pretenses		26	13	5	0	
		Fraud - Credit Card/ATM		11	8	4	0	
		Fraud - Impersonation		8	8	7	0	
		Fraud - Welfare		0	0	0	0	
		Fraud - Wire		0	0	0	0	
		Fraud - Identity Theft		5	4	4	0	
		Fraud - Computer Hacking/Invasion		0	0	0	0	
		Robbery		0	0	0	0	
		Theft - Pocket-picking		0	0	0	0	
		Theft - Purse Snatching		0	0	1	0	
		Theft - Shoplifting		32	25	26	0	
		Theft From Building		39	8	4	0	
		Theft From Coin Machine		0	0	0	0	
		Theft From Motor Vehicle		8	0	1	0	
		Theft of Motor Vehicle Parts		9	0	0	0	
		Theft - All Other Larceny		48	16	11	0	
		Motor Vehicle Theft		22	18	8	3	
		Stolen Property Offenses		6	4	6	0	
		Crimes Against Society						
		Animal Cruelty		0	0	0	0	
		Drug/Narcotic Violations		157	146	135	4	
		Drug/Narcotic Equipment Violations		103	101	31	0	
		Gambling - Betting/Wagering		0	0	0	0	
		Gambling - Operating/Promoting		0	0	0	0	
		Gambling - Equipment Violations		0	0	0	0	
		Gambling - Sports Tampering		0	0	0	0	
		Pornography/Obscene Material		0	0	0	0	
		Prostitution		0	0	0	0	
		Prostitution Assisting/Promoting		0	0	0	0	
		Purchasing Prostitution		0	0	0	0	
		Weapon Law Violations		13	13	10	1	
		Total Group A Offenses		868	651	393	25	
Domestic Violence Victims								
Offense	Reported	Cleared						
Murder	0	0						
Aggravated Assault	5	5						
Simple Assault	88	81						
Intimidation	25	24						
Stalking	2	1						
Forcible Rape	1	0						
Forcible Sodomy	0	0						
Sexual Assault W/Object	0	0						
Forcible Fondling	1	1						
Incest	0	0						
Statutory Rape	0	0						
Kidnapping/Abduction	2	2						
Commercial Sex Acts	0	0						
Involuntary Servitude	0	0						
Total	124	114						
Group B Arrests								
Offense	Adult	Juvenile						
Bad Checks	0	0						
Curfew/Vagrancy	0	49						
Disorderly Conduct	9	4						
DUI	39	0						
Drunkenness	44	0						
Family-Non Violent	5	0						
Liquor Law Violations	11	8						
Peeping Tom	0	0						
Trespass	9	0						
All Other Offenses	49	20						
Total Group B	166	81						

Crime in Tennessee 2022

(*) Offenses are counted using the FBI Units of Count for Crime

(**) The 'Arrests' column shows arrests made for incidents during the selected period, regardless of arrest date. Arrest counts for the same period may change over time.

Livingston Police Department - NIBRS Agency Crime Overview - 2022

2022 Population Estimate		4,047		Offenses (*)		Arrests (**)		
Offense Overview		Group A Offenses		Reported	Cleared	Adult	Juvenile	
Offense Total	208	Crimes Against Persons						
Number Cleared	132	Murder		0	0	0	0	
Percent Cleared	63.46%	Negligent Manslaughter		0	0	0	0	
Group A Crimes per 100,000 population	5,139.6	Negligent Vehicular Manslaughter		0	0	0	0	
		Kidnapping/Abduction		1	1	1	0	
		Forcible Rape		0	0	0	0	
		Forcible Sodomy		0	0	0	0	
		Sexual Assault W/Object		1	0	0	0	
		Forcible Fondling		2	1	1	0	
		Incest		0	0	0	0	
		Statutory Rape		0	0	0	0	
		Aggravated Assault		11	11	10	0	
		Simple Assault		45	37	27	4	
		Intimidation		9	8	3	2	
		Stalking		0	0	0	0	
		Commercial Sex Acts		0	0	0	0	
		Involuntary Servitude		0	0	0	0	
		Crimes Against Property						
		Arson		0	0	0	0	
		Bribery		0	0	0	0	
		Burglary		4	2	1	1	
		Counterfeiting/Forgery		2	0	0	0	
		Destruction/Damage/Vandalism		22	10	5	3	
		Embezzlement		1	0	0	0	
		Extortion/Blackmail		0	0	0	0	
		Fraud - False Pretenses		6	0	0	0	
		Fraud - Credit Card/ATM		3	0	0	0	
		Fraud - Impersonation		1	1	1	0	
		Fraud - Welfare		0	0	0	0	
		Fraud - Wire		0	0	0	0	
		Fraud - Identity Theft		0	0	0	0	
		Fraud - Computer Hacking/Invasion		0	0	0	0	
		Robbery		0	0	0	0	
		Theft - Pocket-picking		0	0	0	0	
		Theft - Purse Snatching		0	0	0	0	
		Theft - Shoplifting		18	17	16	0	
		Theft From Building		9	0	0	0	
		Theft From Coin Machine		0	0	0	0	
		Theft From Motor Vehicle		9	1	1	0	
		Theft of Motor Vehicle Parts		1	0	0	0	
		Theft - All Other Larceny		9	1	1	0	
		Motor Vehicle Theft		8	3	3	0	
		Stolen Property Offenses		3	2	1	0	
		Crimes Against Society						
		Animal Cruelty		0	0	0	0	
		Drug/Narcotic Violations		25	19	16	2	
		Drug/Narcotic Equipment Violations		13	13	4	4	
		Gambling - Betting/Wagering		0	0	0	0	
		Gambling - Operating/Promoting		0	0	0	0	
		Gambling - Equipment Violations		0	0	0	0	
		Gambling - Sports Tampering		0	0	0	0	
		Pornography/Obscene Material		0	0	0	0	
		Prostitution		0	0	0	0	
		Prostitution Assisting/Promoting		0	0	0	0	
		Purchasing Prostitution		0	0	0	0	
		Weapon Law Violations		5	5	2	1	
		Total Group A Offenses		208	132	93	17	
Domestic Violence Victims								
Offense	Reported	Cleared						
Murder	0	0	Burglary		4	2	1	1
Aggravated Assault	6	6	Counterfeiting/Forgery		2	0	0	0
Simple Assault	28	22	Destruction/Damage/Vandalism		22	10	5	3
Intimidation	3	3	Embezzlement		1	0	0	0
Stalking	0	0	Extortion/Blackmail		0	0	0	0
Forcible Rape	0	0	Fraud - False Pretenses		6	0	0	0
Forcible Sodomy	0	0	Fraud - Credit Card/ATM		3	0	0	0
Sexual Assault W/Object	0	0	Fraud - Impersonation		1	1	1	0
Forcible Fondling	0	0	Fraud - Welfare		0	0	0	0
Incest	0	0	Fraud - Wire		0	0	0	0
Statutory Rape	0	0	Fraud - Identity Theft		0	0	0	0
Kidnapping/Abduction	1	1	Fraud - Computer Hacking/Invasion		0	0	0	0
Commercial Sex Acts	0	0	Robbery		0	0	0	0
Involuntary Servitude	0	0	Theft - Pocket-picking		0	0	0	0
Total	38	32	Theft - Purse Snatching		0	0	0	0
Group B Arrests								
Offense	Adult	Juvenile						
Bad Checks	0	0	Theft - Shoplifting		18	17	16	0
Curfew/Vagrancy	0	0	Theft From Building		9	0	0	0
Disorderly Conduct	5	0	Theft From Coin Machine		0	0	0	0
DUI	14	1	Theft From Motor Vehicle		9	1	1	0
Drunkenness	18	4	Theft of Motor Vehicle Parts		1	0	0	0
Family-Non Violent	0	0	Theft - All Other Larceny		9	1	1	0
Liquor Law Violations	1	3	Motor Vehicle Theft		8	3	3	0
Peeping Tom	0	0	Stolen Property Offenses		3	2	1	0
Trespass	5	0	Crimes Against Society					
All Other Offenses	21	3	Animal Cruelty		0	0	0	0
Total Group B	64	11	Drug/Narcotic Violations		25	19	16	2
			Drug/Narcotic Equipment Violations		13	13	4	4
			Gambling - Betting/Wagering		0	0	0	0
			Gambling - Operating/Promoting		0	0	0	0
			Gambling - Equipment Violations		0	0	0	0
			Gambling - Sports Tampering		0	0	0	0
			Pornography/Obscene Material		0	0	0	0
			Prostitution		0	0	0	0
			Prostitution Assisting/Promoting		0	0	0	0
			Purchasing Prostitution		0	0	0	0
			Weapon Law Violations		5	5	2	1

Crime in Tennessee 2022

(*) Offenses are counted using the FBI Units of Count for Crime

(**) The 'Arrests' column shows arrests made for incidents during the selected period, regardless of arrest date. Arrest counts for the same period may change over time.

Lookout Mountain Police Department - NIBRS Agency Crime Overview - 2022

2022 Population Estimate		2,025		Offenses (*)		Arrests (**)		
Offense Overview		Group A Offenses		Reported	Cleared	Adult	Juvenile	
Offense Total	29	Crimes Against Persons						
Number Cleared	22	Murder		0	0	0	0	
Percent Cleared	75.86%	Negligent Manslaughter		0	0	0	0	
Group A Crimes per 100,000 population	1,432.1	Negligent Vehicular Manslaughter		0	0	0	0	
		Kidnapping/Abduction		0	0	0	0	
		Forcible Rape		0	0	0	0	
		Forcible Sodomy		0	0	0	0	
		Sexual Assault W/Object		0	0	0	0	
		Forcible Fondling		0	0	0	0	
		Incest		0	0	0	0	
		Statutory Rape		0	0	0	0	
		Aggravated Assault		0	0	0	0	
		Simple Assault		2	2	2	0	
		Intimidation		0	0	0	0	
		Stalking		0	0	0	0	
		Commercial Sex Acts		0	0	0	0	
		Involuntary Servitude		0	0	0	0	
		Crimes Against Property						
		Arson		0	0	0	0	
		Bribery		0	0	0	0	
		Burglary		1	0	0	0	
		Counterfeiting/Forgery		2	2	1	0	
		Destruction/Damage/Vandalism		2	0	0	0	
		Embezzlement		0	0	0	0	
		Extortion/Blackmail		0	0	0	0	
		Fraud - False Pretenses		0	0	0	0	
		Fraud - Credit Card/ATM		1	0	0	0	
		Fraud - Impersonation		2	2	1	0	
		Fraud - Welfare		0	0	0	0	
		Fraud - Wire		0	0	0	0	
		Fraud - Identity Theft		0	0	0	0	
		Fraud - Computer Hacking/Invasion		0	0	0	0	
		Robbery		0	0	0	0	
		Theft - Pocket-picking		0	0	0	0	
		Theft - Purse Snatching		0	0	0	0	
		Theft - Shoplifting		0	0	0	0	
		Theft From Building		1	0	0	0	
		Theft From Coin Machine		0	0	0	0	
		Theft From Motor Vehicle		0	0	0	0	
		Theft of Motor Vehicle Parts		0	0	0	0	
		Theft - All Other Larceny		1	0	0	0	
		Motor Vehicle Theft		1	0	0	0	
		Stolen Property Offenses		0	0	0	0	
		Crimes Against Society						
		Animal Cruelty		0	0	0	0	
		Drug/Narcotic Violations		15	15	18	0	
		Drug/Narcotic Equipment Violations		1	1	0	0	
		Gambling - Betting/Wagering		0	0	0	0	
		Gambling - Operating/Promoting		0	0	0	0	
		Gambling - Equipment Violations		0	0	0	0	
		Gambling - Sports Tampering		0	0	0	0	
		Pornography/Obscene Material		0	0	0	0	
		Prostitution		0	0	0	0	
		Prostitution Assisting/Promoting		0	0	0	0	
		Purchasing Prostitution		0	0	0	0	
		Weapon Law Violations		0	0	0	0	
		Total Group A Offenses		29	22	22	0	
Domestic Violence Victims								
Offense	Reported	Cleared						
Murder	0	0						
Aggravated Assault	0	0						
Simple Assault	2	2						
Intimidation	0	0						
Stalking	0	0						
Forcible Rape	0	0						
Forcible Sodomy	0	0						
Sexual Assault W/Object	0	0						
Forcible Fondling	0	0						
Incest	0	0						
Statutory Rape	0	0						
Kidnapping/Abduction	0	0						
Commercial Sex Acts	0	0						
Involuntary Servitude	0	0						
Total	2	2						
Group B Arrests								
Offense	Adult	Juvenile						
Bad Checks	0	0						
Curfew/Vagrancy	0	0						
Disorderly Conduct	0	0						
DUI	7	0						
Drunkenness	0	0						
Family-Non Violent	0	0						
Liquor Law Violations	0	0						
Peeping Tom	0	0						
Trespass	0	0						
All Other Offenses	0	0						
Total Group B	7	0						

Crime in Tennessee 2022

(*) Offenses are counted using the FBI Units of Count for Crime

(**) The 'Arrests' column shows arrests made for incidents during the selected period, regardless of arrest date. Arrest counts for the same period may change over time.

Loretto Police Department - NIBRS Agency Crime Overview - 2022

2022 Population Estimate		1,783		Offenses (*)		Arrests (**)	
				Reported	Cleared	Adult	Juvenile
Offense Overview				Group A Offenses			
Crimes Against Persons							
Offense Total	30	Murder	0	0	0	0	
Number Cleared	5	Negligent Manslaughter	0	0	0	0	
Percent Cleared	16.67%	Negligent Vehicular Manslaughter	0	0	0	0	
Group A Crimes per 100,000 population	1,682.6	Kidnapping/Abduction	0	0	0	0	
		Forcible Rape	0	0	0	0	
		Forcible Sodomy	0	0	0	0	
		Sexual Assault W/Object	0	0	0	0	
		Forcible Fondling	0	0	0	0	
		Incest	0	0	0	0	
		Statutory Rape	0	0	0	0	
		Aggravated Assault	2	0	0	0	
		Simple Assault	0	0	0	0	
		Intimidation	0	0	0	0	
		Stalking	1	1	1	0	
		Commercial Sex Acts	0	0	0	0	
		Involuntary Servitude	0	0	0	0	
		Crimes Against Property					
		Arson	0	0	0	0	
		Bribery	0	0	0	0	
		Burglary	6	1	1	0	
		Counterfeiting/Forgery	0	0	0	0	
		Destruction/Damage/Vandalism	4	0	0	0	
		Embezzlement	0	0	0	0	
		Extortion/Blackmail	0	0	0	0	
		Fraud - False Pretenses	1	0	0	0	
		Fraud - Credit Card/ATM	2	0	0	0	
		Fraud - Impersonation	0	0	0	0	
		Fraud - Welfare	0	0	0	0	
		Fraud - Wire	0	0	0	0	
		Fraud - Identity Theft	0	0	0	0	
		Fraud - Computer Hacking/Invasion	0	0	0	0	
		Robbery	0	0	0	0	
		Theft - Pocket-picking	0	0	0	0	
		Theft - Purse Snatching	0	0	0	0	
		Theft - Shoplifting	1	0	0	0	
		Theft From Building	1	0	0	0	
		Theft From Coin Machine	0	0	0	0	
		Theft From Motor Vehicle	1	0	0	0	
		Theft of Motor Vehicle Parts	1	0	0	0	
		Theft - All Other Larceny	3	0	0	0	
		Motor Vehicle Theft	3	0	0	0	
		Stolen Property Offenses	0	0	0	0	
		Crimes Against Society					
		Animal Cruelty	0	0	0	0	
		Drug/Narcotic Violations	3	3	3	0	
		Drug/Narcotic Equipment Violations	0	0	0	0	
		Gambling - Betting/Wagering	0	0	0	0	
		Gambling - Operating/Promoting	0	0	0	0	
		Gambling - Equipment Violations	0	0	0	0	
		Gambling - Sports Tampering	0	0	0	0	
		Pornography/Obscene Material	1	0	0	0	
		Prostitution	0	0	0	0	
		Prostitution Assisting/Promoting	0	0	0	0	
		Purchasing Prostitution	0	0	0	0	
		Weapon Law Violations	0	0	0	0	
		Total Group A Offenses	30	5	5	0	
Domestic Violence Victims							
Offense	Reported	Cleared					
Murder	0	0					
Aggravated Assault	0	0					
Simple Assault	0	0					
Intimidation	0	0					
Stalking	1	1					
Forcible Rape	0	0					
Forcible Sodomy	0	0					
Sexual Assault W/Object	0	0					
Forcible Fondling	0	0					
Incest	0	0					
Statutory Rape	0	0					
Kidnapping/Abduction	0	0					
Commercial Sex Acts	0	0					
Involuntary Servitude	0	0					
Total	1	1					
Group B Arrests							
Offense	Adult	Juvenile					
Bad Checks	0	0					
Curfew/Vagrancy	0	0					
Disorderly Conduct	0	0					
DUI	3	0					
Drunkenness	3	0					
Family-Non Violent	0	0					
Liquor Law Violations	0	0					
Peeping Tom	0	0					
Trespass	1	0					
All Other Offenses	1	0					
Total Group B	8	0					

Crime in Tennessee 2022

(*) Offenses are counted using the FBI Units of Count for Crime

(**) The 'Arrests' column shows arrests made for incidents during the selected period, regardless of arrest date. Arrest counts for the same period may change over time.

Loudon Police Department - NIBRS Agency Crime Overview - 2022

2022 Population Estimate		6,479		Offenses (*)		Arrests (**)		
Offense Overview		Group A Offenses		Reported	Cleared	Adult	Juvenile	
Offense Total	72	Crimes Against Persons						
Number Cleared	9	Murder		0	0	0	0	
Percent Cleared	12.50%	Negligent Manslaughter		0	0	0	0	
Group A Crimes per 100,000 population	1,111.3	Negligent Vehicular Manslaughter		0	0	0	0	
		Kidnapping/Abduction		0	0	0	0	
		Forcible Rape		2	0	0	0	
		Forcible Sodomy		0	0	0	0	
		Sexual Assault W/Object		0	0	0	0	
		Forcible Fondling		1	0	0	0	
		Incest		0	0	0	0	
		Statutory Rape		0	0	0	0	
		Aggravated Assault		2	1	1	0	
		Simple Assault		3	0	0	0	
		Intimidation		5	0	0	0	
		Stalking		0	0	0	0	
		Commercial Sex Acts		0	0	0	0	
		Involuntary Servitude		0	0	0	0	
		Crimes Against Property						
		Arson		0	0	0	0	
		Bribery		0	0	0	0	
		Burglary		9	1	1	0	
		Counterfeiting/Forgery		0	0	0	0	
		Destruction/Damage/Vandalism		4	1	1	0	
		Embezzlement		0	0	0	0	
		Extortion/Blackmail		0	0	0	0	
		Fraud - False Pretenses		4	0	0	0	
		Fraud - Credit Card/ATM		4	0	0	0	
		Fraud - Impersonation		3	1	1	0	
		Fraud - Welfare		0	0	0	0	
		Fraud - Wire		0	0	0	0	
		Fraud - Identity Theft		1	0	0	0	
		Fraud - Computer Hacking/Invasion		0	0	0	0	
		Robbery		0	0	0	0	
		Theft - Pocket-picking		0	0	0	0	
		Theft - Purse Snatching		0	0	0	0	
		Theft - Shoplifting		1	0	0	0	
		Theft From Building		6	0	0	0	
		Theft From Coin Machine		0	0	0	0	
		Theft From Motor Vehicle		1	0	0	0	
		Theft of Motor Vehicle Parts		3	0	0	0	
		Theft - All Other Larceny		14	0	0	0	
		Motor Vehicle Theft		1	0	0	0	
		Stolen Property Offenses		0	0	0	0	
		Crimes Against Society						
		Animal Cruelty		0	0	0	0	
		Drug/Narcotic Violations		3	2	1	0	
		Drug/Narcotic Equipment Violations		5	3	3	0	
		Gambling - Betting/Wagering		0	0	0	0	
		Gambling - Operating/Promoting		0	0	0	0	
		Gambling - Equipment Violations		0	0	0	0	
		Gambling - Sports Tampering		0	0	0	0	
		Pornography/Obscene Material		0	0	0	0	
		Prostitution		0	0	0	0	
		Prostitution Assisting/Promoting		0	0	0	0	
		Purchasing Prostitution		0	0	0	0	
		Weapon Law Violations		0	0	0	0	
		Total Group A Offenses		72	9	8	0	
Domestic Violence Victims								
Offense	Reported	Cleared						
Murder	0	0						
Aggravated Assault	0	0						
Simple Assault	2	0						
Intimidation	1	0						
Stalking	0	0						
Forcible Rape	2	0						
Forcible Sodomy	0	0						
Sexual Assault W/Object	0	0						
Forcible Fondling	0	0						
Incest	0	0						
Statutory Rape	0	0						
Kidnapping/Abduction	0	0						
Commercial Sex Acts	0	0						
Involuntary Servitude	0	0						
Total	5	0						
Group B Arrests								
Offense	Adult	Juvenile						
Bad Checks	0	0						
Curfew/Vagrancy	0	0						
Disorderly Conduct	0	0						
DUI	9	0						
Drunkenness	7	0						
Family-Non Violent	0	0						
Liquor Law Violations	0	0						
Peeping Tom	0	0						
Trespass	0	0						
All Other Offenses	0	0						
Total Group B	16	0						

Crime in Tennessee 2022

(*) Offenses are counted using the FBI Units of Count for Crime

(**) The 'Arrests' column shows arrests made for incidents during the selected period, regardless of arrest date. Arrest counts for the same period may change over time.

Lynnville Police Department - NIBRS Agency Crime Overview - 2022

2022 Population Estimate		308	Offenses (*)		Arrests (**)		
			Reported	Cleared	Adult	Juvenile	
Offense Overview			Group A Offenses				
			Crimes Against Persons				
Offense Total	0		Murder	0	0	0	0
Number Cleared	0		Negligent Manslaughter	0	0	0	0
Percent Cleared	0.00%		Negligent Vehicular Manslaughter	0	0	0	0
Group A Crimes per 100,000 population	0.0		Kidnapping/Abduction	0	0	0	0
			Forcible Rape	0	0	0	0
			Forcible Sodomy	0	0	0	0
			Sexual Assault W/Object	0	0	0	0
			Forcible Fondling	0	0	0	0
Arrest Overview			Incest	0	0	0	0
Total Arrests	0		Statutory Rape	0	0	0	0
Adult Arrests	0		Aggravated Assault	0	0	0	0
Juvenile Arrests	0		Simple Assault	0	0	0	0
Unknown Age	0		Intimidation	0	0	0	0
Arrests per 100,000 population	0.0		Stalking	0	0	0	0
			Commercial Sex Acts	0	0	0	0
Average number offenses/incident	0.00		Involuntary Servitude	0	0	0	0
			Crimes Against Property				
Domestic Violence Victims			Arson	0	0	0	0
Offense	Reported	Cleared	Bribery	0	0	0	0
Murder	0	0	Burglary	0	0	0	0
Aggravated Assault	0	0	Counterfeiting/Forgery	0	0	0	0
Simple Assault	0	0	Destruction/Damage/Vandalism	0	0	0	0
Intimidation	0	0	Embezzlement	0	0	0	0
Stalking	0	0	Extortion/Blackmail	0	0	0	0
Forcible Rape	0	0	Fraud - False Pretenses	0	0	0	0
Forcible Sodomy	0	0	Fraud - Credit Card/ATM	0	0	0	0
Sexual Assault W/Object	0	0	Fraud - Impersonation	0	0	0	0
Forcible Fondling	0	0	Fraud - Welfare	0	0	0	0
Incest	0	0	Fraud - Wire	0	0	0	0
Statutory Rape	0	0	Fraud - Identity Theft	0	0	0	0
Kidnapping/Abduction	0	0	Fraud - Computer Hacking/Invasion	0	0	0	0
Commercial Sex Acts	0	0	Robbery	0	0	0	0
Involuntary Servitude	0	0	Theft - Pocket-picking	0	0	0	0
Total	0	0	Theft - Purse Snatching	0	0	0	0
			Theft - Shoplifting	0	0	0	0
			Theft From Building	0	0	0	0
Group B Arrests			Theft From Coin Machine	0	0	0	0
Offense	Adult	Juvenile	Theft From Motor Vehicle	0	0	0	0
Bad Checks	0	0	Theft of Motor Vehicle Parts	0	0	0	0
Curfew/Vagrancy	0	0	Theft - All Other Larceny	0	0	0	0
Disorderly Conduct	0	0	Motor Vehicle Theft	0	0	0	0
DUI	0	0	Stolen Property Offenses	0	0	0	0
Drunkenness	0	0	Crimes Against Society				
Family-Non Violent	0	0	Animal Cruelty	0	0	0	0
Liquor Law Violations	0	0	Drug/Narcotic Violations	0	0	0	0
Peeping Tom	0	0	Drug/Narcotic Equipment Violations	0	0	0	0
Trespass	0	0	Gambling - Betting/Wagering	0	0	0	0
All Other Offenses	0	0	Gambling - Operating/Promoting	0	0	0	0
Total Group B	0	0	Gambling - Equipment Violations	0	0	0	0
			Gambling - Sports Tampering	0	0	0	0
			Pornography/Obscene Material	0	0	0	0
			Prostitution	0	0	0	0
			Prostitution Assisting/Promoting	0	0	0	0
			Purchasing Prostitution	0	0	0	0
			Weapon Law Violations	0	0	0	0
			Total Group A Offenses	0	0	0	0

Crime in Tennessee 2022

(*) Offenses are counted using the FBI Units of Count for Crime

(**) The 'Arrests' column shows arrests made for incidents during the selected period, regardless of arrest date. Arrest counts for the same period may change over time.

Madisonville Police Department - NIBRS Agency Crime Overview - 2022

2022 Population Estimate		5,118	Offenses (*)		Arrests (**)		
Offense Overview			Reported	Cleared	Adult	Juvenile	
Group A Offenses							
Crimes Against Persons							
Offense Total	456	Murder	0	0	0	0	
Number Cleared	307	Negligent Manslaughter	0	0	0	0	
Percent Cleared	67.32%	Negligent Vehicular Manslaughter	0	0	0	0	
Group A Crimes per 100,000 population	8,909.7	Kidnapping/Abduction	0	0	0	0	
		Forcible Rape	1	0	0	0	
		Forcible Sodomy	0	0	0	0	
		Sexual Assault W/Object	0	0	0	0	
		Forcible Fondling	2	0	0	0	
Arrest Overview		Incest	0	0	0	0	
Total Arrests	412	Statutory Rape	0	0	0	0	
Adult Arrests	409	Aggravated Assault	25	18	18	0	
Juvenile Arrests	3	Simple Assault	82	62	54	1	
Unknown Age	0	Intimidation	22	4	3	1	
Arrests per 100,000 population	8,050.0	Stalking	0	0	0	0	
		Commercial Sex Acts	0	0	0	0	
Average number offenses/incident	1.13	Involuntary Servitude	0	0	0	0	
		Crimes Against Property					
Domestic Violence Victims							
Offense	Reported	Cleared	Arson	1	1	1	0
Murder	0	0	Bribery	0	0	0	0
Aggravated Assault	8	6	Burglary	17	5	7	0
Simple Assault	56	48	Counterfeiting/Forgery	2	1	1	0
Intimidation	9	4	Destruction/Damage/Vandalism	23	8	8	0
Stalking	0	0	Embezzlement	0	0	0	0
Forcible Rape	0	0	Extortion/Blackmail	0	0	0	0
Forcible Sodomy	0	0	Fraud - False Pretenses	6	2	3	0
Sexual Assault W/Object	0	0	Fraud - Credit Card/ATM	3	0	0	0
Forcible Fondling	0	0	Fraud - Impersonation	3	2	2	0
Incest	0	0	Fraud - Welfare	0	0	0	0
Statutory Rape	0	0	Fraud - Wire	3	0	0	0
Kidnapping/Abduction	0	0	Fraud - Identity Theft	0	0	0	0
Commercial Sex Acts	0	0	Fraud - Computer Hacking/Invasion	0	0	0	0
Involuntary Servitude	0	0	Robbery	0	0	0	0
Total	73	58	Theft - Pocket-picking	0	0	0	0
			Theft - Purse Snatching	0	0	0	0
			Theft - Shoplifting	94	74	81	0
			Theft From Building	6	3	3	0
Group B Arrests			Theft From Coin Machine	0	0	0	0
Offense	Adult	Juvenile	Theft From Motor Vehicle	11	1	1	0
Bad Checks	0	0	Theft of Motor Vehicle Parts	2	0	0	0
Curfew/Vagrancy	0	0	Theft - All Other Larceny	21	4	3	0
Disorderly Conduct	5	0	Motor Vehicle Theft	10	6	5	0
DUI	23	0	Stolen Property Offenses	0	0	0	0
Drunkenness	33	0	Crimes Against Society				
Family-Non Violent	0	0	Animal Cruelty	0	0	0	0
Liquor Law Violations	1	0	Drug/Narcotic Violations	76	72	68	0
Peeping Tom	0	0	Drug/Narcotic Equipment Violations	43	42	27	1
Trespass	30	0	Gambling - Betting/Wagering	0	0	0	0
All Other Offenses	30	0	Gambling - Operating/Promoting	0	0	0	0
Total Group B	122	0	Gambling - Equipment Violations	0	0	0	0
			Gambling - Sports Tampering	0	0	0	0
			Pornography/Obscene Material	0	0	0	0
			Prostitution	0	0	0	0
			Prostitution Assisting/Promoting	0	0	0	0
			Purchasing Prostitution	0	0	0	0
			Weapon Law Violations	3	2	2	0
			Total Group A Offenses	456	307	287	3

Crime in Tennessee 2022

(*) Offenses are counted using the FBI Units of Count for Crime

(**) The 'Arrests' column shows arrests made for incidents during the selected period, regardless of arrest date. Arrest counts for the same period may change over time.

Manchester Police Department - NIBRS Agency Crime Overview - 2022

2022 Population Estimate		13,045	Offenses (*)		Arrests (**)		
Offense Overview			Reported	Cleared	Adult	Juvenile	
Group A Offenses							
Crimes Against Persons							
Offense Total	1,293	Murder	0	0	0	0	
Number Cleared	681	Negligent Manslaughter	0	0	0	0	
Percent Cleared	52.67%	Negligent Vehicular Manslaughter	0	0	0	0	
Group A Crimes per 100,000 population	9,911.8	Kidnapping/Abduction	1	1	1	0	
Arrest Overview							
Total Arrests	721	Forcible Rape	5	2	2	0	
Adult Arrests	661	Forcible Sodomy	0	0	0	0	
Juvenile Arrests	60	Sexual Assault W/Object	0	0	0	0	
Unknown Age	0	Forcible Fondling	3	0	0	0	
Arrests per 100,000 population	5,527.0	Incest	0	0	0	0	
Average number offenses/incident	1.22	Statutory Rape	2	1	0	0	
Domestic Violence Victims							
Crimes Against Property							
Offense	Reported	Cleared	Arson	1	0	0	0
Murder	0	0	Bribery	0	0	0	0
Aggravated Assault	27	26	Burglary	68	21	23	8
Simple Assault	127	100	Counterfeiting/Forgery	28	11	11	0
Intimidation	22	18	Destruction/Damage/Vandalism	99	22	8	6
Stalking	0	0	Embezzlement	4	3	2	0
Forcible Rape	1	1	Extortion/Blackmail	1	0	0	0
Forcible Sodomy	0	0	Fraud - False Pretenses	69	20	11	0
Sexual Assault W/Object	0	0	Fraud - Credit Card/ATM	40	6	5	1
Forcible Fondling	1	0	Fraud - Impersonation	6	3	2	0
Incest	0	0	Fraud - Welfare	0	0	0	0
Statutory Rape	0	0	Fraud - Wire	13	0	0	0
Kidnapping/Abduction	1	1	Fraud - Identity Theft	1	0	0	0
Commercial Sex Acts	0	0	Fraud - Computer Hacking/Invasion	1	0	0	0
Involuntary Servitude	0	0	Robbery	5	1	3	0
Total	179	146	Theft - Pocket-picking	1	0	0	0
Group B Arrests			Theft - Purse Snatching	0	0	0	0
Offense	Adult	Juvenile	Theft - Shoplifting	66	43	45	0
Bad Checks	0	0	Theft From Building	40	10	7	1
Curfew/Vagrancy	0	0	Theft From Coin Machine	1	0	0	0
Disorderly Conduct	21	2	Theft From Motor Vehicle	38	12	5	10
DUI	75	0	Theft of Motor Vehicle Parts	10	3	4	0
Drunkenness	26	0	Theft - All Other Larceny	85	10	10	2
Family-Non Violent	1	0	Motor Vehicle Theft	24	10	8	3
Liquor Law Violations	3	0	Stolen Property Offenses	0	0	0	0
Peeping Tom	0	0	Crimes Against Society				
Trespass	8	0	Animal Cruelty	1	0	0	0
All Other Offenses	37	3	Drug/Narcotic Violations	210	179	167	3
Total Group B	171	5	Drug/Narcotic Equipment Violations	86	82	13	0
			Gambling - Betting/Wagering	0	0	0	0
			Gambling - Operating/Promoting	0	0	0	0
			Gambling - Equipment Violations	0	0	0	0
			Gambling - Sports Tampering	0	0	0	0
			Pornography/Obscene Material	2	2	1	0
			Prostitution	0	0	0	0
			Prostitution Assisting/Promoting	0	0	0	0
			Purchasing Prostitution	0	0	0	0
			Weapon Law Violations	28	27	8	1
			Total Group A Offenses	1,293	681	490	55

Crime in Tennessee 2022

(*) Offenses are counted using the FBI Units of Count for Crime

(**) The 'Arrests' column shows arrests made for incidents during the selected period, regardless of arrest date. Arrest counts for the same period may change over time.

Martin Police Department - NIBRS Agency Crime Overview - 2022

2022 Population Estimate		10,562	Offenses (*)		Arrests (**)	
Offense Overview			Reported	Cleared	Adult	Juvenile
Offense Total	540	Group A Offenses				
Number Cleared	185	Crimes Against Persons				
Percent Cleared	34.26%	Murder	1	1	0	0
Group A Crimes per 100,000 population	5,112.7	Negligent Manslaughter	0	0	0	0
		Negligent Vehicular Manslaughter	0	0	0	0
		Kidnapping/Abduction	5	2	1	0
		Forcible Rape	0	0	0	0
		Forcible Sodomy	0	0	0	0
		Sexual Assault W/Object	0	0	0	0
		Forcible Fondling	2	2	2	0
		Incest	0	0	0	0
		Statutory Rape	0	0	0	0
		Aggravated Assault	42	27	20	0
		Simple Assault	93	36	28	5
		Intimidation	27	10	6	0
		Stalking	3	0	0	0
		Commercial Sex Acts	0	0	0	0
		Involuntary Servitude	0	0	0	0
		Crimes Against Property				
		Arson	0	0	0	0
		Bribery	0	0	0	0
		Burglary	41	10	10	0
		Counterfeiting/Forgery	7	1	1	0
		Destruction/Damage/Vandalism	29	5	2	0
		Embezzlement	3	2	2	0
		Extortion/Blackmail	1	0	0	0
		Fraud - False Pretenses	30	9	8	0
		Fraud - Credit Card/ATM	16	3	4	0
		Fraud - Impersonation	4	2	2	0
		Fraud - Welfare	0	0	0	0
		Fraud - Wire	0	0	0	0
		Fraud - Identity Theft	0	0	0	0
		Fraud - Computer Hacking/Invasion	0	0	0	0
		Robbery	5	2	2	0
		Theft - Pocket-picking	0	0	0	0
		Theft - Purse Snatching	0	0	0	0
		Theft - Shoplifting	116	36	37	1
		Theft From Building	21	4	3	1
		Theft From Coin Machine	0	0	0	0
		Theft From Motor Vehicle	24	8	4	8
		Theft of Motor Vehicle Parts	4	0	0	0
		Theft - All Other Larceny	29	2	1	0
		Motor Vehicle Theft	9	2	2	0
		Stolen Property Offenses	0	0	0	0
		Crimes Against Society				
		Animal Cruelty	0	0	0	0
		Drug/Narcotic Violations	9	7	7	2
		Drug/Narcotic Equipment Violations	5	3	2	0
		Gambling - Betting/Wagering	0	0	0	0
		Gambling - Operating/Promoting	0	0	0	0
		Gambling - Equipment Violations	0	0	0	0
		Gambling - Sports Tampering	0	0	0	0
		Pornography/Obscene Material	1	0	0	0
		Prostitution	0	0	0	0
		Prostitution Assisting/Promoting	0	0	0	0
		Purchasing Prostitution	0	0	0	0
		Weapon Law Violations	13	11	4	0
		Total Group A Offenses	540	185	148	17
Domestic Violence Victims						
Offense	Reported	Cleared				
Murder	1	1				
Aggravated Assault	14	11				
Simple Assault	66	30				
Intimidation	16	9				
Stalking	1	0				
Forcible Rape	0	0				
Forcible Sodomy	0	0				
Sexual Assault W/Object	0	0				
Forcible Fondling	1	1				
Incest	0	0				
Statutory Rape	0	0				
Kidnapping/Abduction	3	1				
Commercial Sex Acts	0	0				
Involuntary Servitude	0	0				
Total	102	53				
Group B Arrests						
Offense	Adult	Juvenile				
Bad Checks	0	0				
Curfew/Vagrancy	0	0				
Disorderly Conduct	4	0				
DUI	56	0				
Drunkenness	41	0				
Family-Non Violent	0	0				
Liquor Law Violations	44	0				
Peeping Tom	0	0				
Trespass	13	0				
All Other Offenses	8	0				
Total Group B	166	0				

Crime in Tennessee 2022

(*) Offenses are counted using the FBI Units of Count for Crime

(**) The 'Arrests' column shows arrests made for incidents during the selected period, regardless of arrest date. Arrest counts for the same period may change over time.

Maryville Police Department - NIBRS Agency Crime Overview - 2022

2022 Population Estimate		32,717		Offenses (*)		Arrests (**)		
Offense Overview		Group A Offenses		Reported	Cleared	Adult	Juvenile	
Offense Total	1,070	Crimes Against Persons						
Number Cleared	648	Murder		1	1	0	0	
Percent Cleared	60.56%	Negligent Manslaughter		1	1	1	0	
Group A Crimes per 100,000 population	3,270.5	Negligent Vehicular Manslaughter		0	0	0	0	
		Kidnapping/Abduction		1	0	0	0	
		Forcible Rape		10	6	2	0	
		Forcible Sodomy		2	1	0	0	
		Sexual Assault W/Object		0	0	0	0	
		Forcible Fondling		4	1	0	0	
		Incest		0	0	0	0	
		Statutory Rape		4	4	3	0	
		Aggravated Assault		47	38	20	2	
		Simple Assault		230	178	41	15	
		Intimidation		30	15	3	2	
		Stalking		2	1	0	0	
		Commercial Sex Acts		0	0	0	0	
		Involuntary Servitude		0	0	0	0	
		Crimes Against Property						
		Arson		2	1	1	0	
		Bribery		0	0	0	0	
		Burglary		41	12	9	0	
		Counterfeiting/Forgery		15	7	4	0	
		Destruction/Damage/Vandalism		92	28	6	2	
		Embezzlement		13	11	8	1	
		Extortion/Blackmail		1	0	0	0	
		Fraud - False Pretenses		42	14	5	0	
		Fraud - Credit Card/ATM		17	9	8	0	
		Fraud - Impersonation		5	4	3	0	
		Fraud - Welfare		0	0	0	0	
		Fraud - Wire		12	1	2	0	
		Fraud - Identity Theft		0	0	0	0	
		Fraud - Computer Hacking/Invasion		0	0	0	0	
		Robbery		0	0	0	0	
		Theft - Pocket-picking		0	0	0	0	
		Theft - Purse Snatching		0	0	0	0	
		Theft - Shoplifting		81	51	52	0	
		Theft From Building		45	17	6	4	
		Theft From Coin Machine		0	0	0	0	
		Theft From Motor Vehicle		39	12	3	3	
		Theft of Motor Vehicle Parts		10	0	0	0	
		Theft - All Other Larceny		54	11	7	0	
		Motor Vehicle Theft		24	13	10	0	
		Stolen Property Offenses		9	5	5	0	
		Crimes Against Society						
		Animal Cruelty		0	0	0	0	
		Drug/Narcotic Violations		135	124	111	15	
		Drug/Narcotic Equipment Violations		59	53	7	1	
		Gambling - Betting/Wagering		0	0	0	0	
		Gambling - Operating/Promoting		0	0	0	0	
		Gambling - Equipment Violations		0	0	0	0	
		Gambling - Sports Tampering		0	0	0	0	
		Pornography/Obscene Material		13	3	0	4	
		Prostitution		0	0	0	0	
		Prostitution Assisting/Promoting		0	0	0	0	
		Purchasing Prostitution		0	0	0	0	
		Weapon Law Violations		29	26	10	3	
		Total Group A Offenses		1,070	648	327	52	
Domestic Violence Victims								
Offense	Reported	Cleared						
Murder	1	1						
Aggravated Assault	6	5						
Simple Assault	100	80						
Intimidation	0	0						
Stalking	0	0						
Forcible Rape	0	0						
Forcible Sodomy	0	0						
Sexual Assault W/Object	0	0						
Forcible Fondling	0	0						
Incest	0	0						
Statutory Rape	0	0						
Kidnapping/Abduction	0	0						
Commercial Sex Acts	0	0						
Involuntary Servitude	0	0						
Total	107	86						
Group B Arrests								
Offense	Adult	Juvenile						
Bad Checks	2	0						
Curfew/Vagrancy	0	0						
Disorderly Conduct	6	7						
DUI	106	1						
Drunkenness	75	0						
Family-Non Violent	0	0						
Liquor Law Violations	4	3						
Peeping Tom	0	0						
Trespass	6	0						
All Other Offenses	68	88						
Total Group B	267	99						

Crime in Tennessee 2022

(*) Offenses are counted using the FBI Units of Count for Crime

(**) The 'Arrests' column shows arrests made for incidents during the selected period, regardless of arrest date. Arrest counts for the same period may change over time.

Mason Police Department - NIBRS Agency Crime Overview - 2022

2022 Population Estimate		1,354	Offenses (*)		Arrests (**)		
Offense Overview			Reported	Cleared	Adult	Juvenile	
Group A Offenses							
Crimes Against Persons							
Offense Total	30		Murder	0	0	0	0
Number Cleared	6		Negligent Manslaughter	0	0	0	0
Percent Cleared	20.00%		Negligent Vehicular Manslaughter	0	0	0	0
Group A Crimes per 100,000 population	2,215.7		Kidnapping/Abduction	0	0	0	0
			Forcible Rape	1	0	0	0
			Forcible Sodomy	0	0	0	0
			Sexual Assault W/Object	0	0	0	0
			Forcible Fondling	0	0	0	0
			Incest	0	0	0	0
Arrest Overview			Statutory Rape	0	0	0	0
Total Arrests	6		Aggravated Assault	1	0	0	0
Adult Arrests	6		Simple Assault	1	0	0	0
Juvenile Arrests	0		Intimidation	0	0	0	0
Unknown Age	0		Stalking	0	0	0	0
Arrests per 100,000 population	443.1		Commercial Sex Acts	0	0	0	0
			Involuntary Servitude	0	0	0	0
Average number offenses/incident	1.20		Crimes Against Property				
			Arson	0	0	0	0
			Bribery	0	0	0	0
			Burglary	4	0	0	0
			Counterfeiting/Forgery	0	0	0	0
			Destruction/Damage/Vandalism	7	1	0	0
			Embezzlement	0	0	0	0
			Extortion/Blackmail	0	0	0	0
			Fraud - False Pretenses	0	0	0	0
			Fraud - Credit Card/ATM	0	0	0	0
			Fraud - Impersonation	0	0	0	0
			Fraud - Welfare	0	0	0	0
			Fraud - Wire	1	0	0	0
			Fraud - Identity Theft	1	0	0	0
			Fraud - Computer Hacking/Invasion	0	0	0	0
			Robbery	0	0	0	0
			Theft - Pocket-picking	0	0	0	0
			Theft - Purse Snatching	0	0	0	0
			Theft - Shoplifting	1	0	0	0
			Theft From Building	1	0	0	0
			Theft From Coin Machine	0	0	0	0
			Theft From Motor Vehicle	1	0	0	0
			Theft of Motor Vehicle Parts	0	0	0	0
			Theft - All Other Larceny	6	1	0	0
			Motor Vehicle Theft	0	0	0	0
			Stolen Property Offenses	0	0	0	0
			Crimes Against Society				
			Animal Cruelty	0	0	0	0
			Drug/Narcotic Violations	2	2	2	0
			Drug/Narcotic Equipment Violations	0	0	0	0
			Gambling - Betting/Wagering	0	0	0	0
			Gambling - Operating/Promoting	0	0	0	0
			Gambling - Equipment Violations	0	0	0	0
			Gambling - Sports Tampering	0	0	0	0
			Pornography/Obscene Material	1	0	0	0
			Prostitution	0	0	0	0
			Prostitution Assisting/Promoting	0	0	0	0
			Purchasing Prostitution	0	0	0	0
			Weapon Law Violations	2	2	2	0
			Total Group A Offenses	30	6	4	0
Domestic Violence Victims							
Offense	Reported	Cleared					
Murder	0	0	Burglary	4	0	0	
Aggravated Assault	0	0	Counterfeiting/Forgery	0	0	0	
Simple Assault	1	0	Destruction/Damage/Vandalism	7	1	0	
Intimidation	0	0	Embezzlement	0	0	0	
Stalking	0	0	Extortion/Blackmail	0	0	0	
Forcible Rape	1	0	Fraud - False Pretenses	0	0	0	
Forcible Sodomy	0	0	Fraud - Credit Card/ATM	0	0	0	
Sexual Assault W/Object	0	0	Fraud - Impersonation	0	0	0	
Forcible Fondling	0	0	Fraud - Welfare	0	0	0	
Incest	0	0	Fraud - Wire	1	0	0	
Statutory Rape	0	0	Fraud - Identity Theft	1	0	0	
Kidnapping/Abduction	0	0	Fraud - Computer Hacking/Invasion	0	0	0	
Commercial Sex Acts	0	0	Robbery	0	0	0	
Involuntary Servitude	0	0	Theft - Pocket-picking	0	0	0	
Total	2	0	Theft - Purse Snatching	0	0	0	
			Theft - Shoplifting	1	0	0	
			Theft From Building	1	0	0	
			Theft From Coin Machine	0	0	0	
			Theft From Motor Vehicle	1	0	0	
			Theft of Motor Vehicle Parts	0	0	0	
			Theft - All Other Larceny	6	1	0	
			Motor Vehicle Theft	0	0	0	
			Stolen Property Offenses	0	0	0	
			Crimes Against Society				
			Animal Cruelty	0	0	0	
			Drug/Narcotic Violations	2	2	2	
			Drug/Narcotic Equipment Violations	0	0	0	
			Gambling - Betting/Wagering	0	0	0	
			Gambling - Operating/Promoting	0	0	0	
			Gambling - Equipment Violations	0	0	0	
			Gambling - Sports Tampering	0	0	0	
			Pornography/Obscene Material	1	0	0	
			Prostitution	0	0	0	
			Prostitution Assisting/Promoting	0	0	0	
			Purchasing Prostitution	0	0	0	
			Weapon Law Violations	2	2	2	
			Total Group A Offenses	30	6	4	
			Total Group B	2	0	0	

Crime in Tennessee 2022

(*) Offenses are counted using the FBI Units of Count for Crime

(**) The 'Arrests' column shows arrests made for incidents during the selected period, regardless of arrest date. Arrest counts for the same period may change over time.

Maury City Police Department - NIBRS Agency Crime Overview - 2022

2022 Population Estimate		591	Offenses (*)		Arrests (**)	
Offense Overview			Reported	Cleared	Adult	Juvenile
Group A Offenses						
Crimes Against Persons						
Offense Total	25	Murder	0	0	0	0
Number Cleared	6	Negligent Manslaughter	0	0	0	0
Percent Cleared	24.00%	Negligent Vehicular Manslaughter	0	0	0	0
Group A Crimes per 100,000 population	4,230.1	Kidnapping/Abduction	1	0	0	0
		Forcible Rape	1	1	1	0
		Forcible Sodomy	0	0	0	0
		Sexual Assault W/Object	0	0	0	0
		Forcible Fondling	0	0	0	0
		Incest	0	0	0	0
		Statutory Rape	0	0	0	0
		Aggravated Assault	1	1	1	0
		Simple Assault	4	2	2	0
		Intimidation	1	0	0	0
		Stalking	0	0	0	0
		Commercial Sex Acts	0	0	0	0
		Involuntary Servitude	0	0	0	0
		Crimes Against Property				
		Arson	0	0	0	0
		Bribery	0	0	0	0
		Burglary	0	0	0	0
		Counterfeiting/Forgery	1	0	0	0
		Destruction/Damage/Vandalism	1	1	0	0
		Embezzlement	0	0	0	0
		Extortion/Blackmail	0	0	0	0
		Fraud - False Pretenses	0	0	0	0
		Fraud - Credit Card/ATM	0	0	0	0
		Fraud - Impersonation	0	0	0	0
		Fraud - Welfare	0	0	0	0
		Fraud - Wire	1	0	0	0
		Fraud - Identity Theft	0	0	0	0
		Fraud - Computer Hacking/Invasion	0	0	0	0
		Robbery	0	0	0	0
		Theft - Pocket-picking	0	0	0	0
		Theft - Purse Snatching	0	0	0	0
		Theft - Shoplifting	3	0	0	0
		Theft From Building	1	0	0	0
		Theft From Coin Machine	0	0	0	0
		Theft From Motor Vehicle	1	0	0	0
		Theft of Motor Vehicle Parts	1	0	0	0
		Theft - All Other Larceny	3	0	0	0
		Motor Vehicle Theft	4	0	0	0
		Stolen Property Offenses	0	0	0	0
		Crimes Against Society				
		Animal Cruelty	0	0	0	0
		Drug/Narcotic Violations	1	1	1	0
		Drug/Narcotic Equipment Violations	0	0	0	0
		Gambling - Betting/Wagering	0	0	0	0
		Gambling - Operating/Promoting	0	0	0	0
		Gambling - Equipment Violations	0	0	0	0
		Gambling - Sports Tampering	0	0	0	0
		Pornography/Obscene Material	0	0	0	0
		Prostitution	0	0	0	0
		Prostitution Assisting/Promoting	0	0	0	0
		Purchasing Prostitution	0	0	0	0
		Weapon Law Violations	0	0	0	0
		Total Group A Offenses	25	6	5	0
Domestic Violence Victims						
Offense	Reported	Cleared				
Murder	0	0				
Aggravated Assault	0	0				
Simple Assault	2	2				
Intimidation	0	0				
Stalking	0	0				
Forcible Rape	0	0				
Forcible Sodomy	0	0				
Sexual Assault W/Object	0	0				
Forcible Fondling	0	0				
Incest	0	0				
Statutory Rape	0	0				
Kidnapping/Abduction	0	0				
Commercial Sex Acts	0	0				
Involuntary Servitude	0	0				
Total	2	2				
Group B Arrests						
Offense	Adult	Juvenile				
Bad Checks	0	0				
Curfew/Vagrancy	0	0				
Disorderly Conduct	0	0				
DUI	0	0				
Drunkenness	0	0				
Family-Non Violent	0	0				
Liquor Law Violations	0	0				
Peeping Tom	0	0				
Trespass	1	0				
All Other Offenses	2	0				
Total Group B	3	0				

Crime in Tennessee 2022

(*) Offenses are counted using the FBI Units of Count for Crime

(**) The 'Arrests' column shows arrests made for incidents during the selected period, regardless of arrest date. Arrest counts for the same period may change over time.

Maynardville Police Department - NIBRS Agency Crime Overview - 2022

2022 Population Estimate		2,507		Offenses (*)		Arrests (**)	
Offense Overview		Group A Offenses		Reported	Cleared	Adult	Juvenile
Offense Total	81	Crimes Against Persons					
Number Cleared	48	Murder		0	0	0	0
Percent Cleared	59.26%	Negligent Manslaughter		0	0	0	0
Group A Crimes per 100,000 population	3,231.0	Negligent Vehicular Manslaughter		0	0	0	0
		Kidnapping/Abduction		0	0	0	0
		Forcible Rape		0	0	0	0
		Forcible Sodomy		0	0	0	0
		Sexual Assault W/Object		0	0	0	0
		Forcible Fondling		0	0	0	0
		Incest		0	0	0	0
		Statutory Rape		0	0	0	0
		Aggravated Assault		6	5	4	0
		Simple Assault		11	6	6	0
		Intimidation		0	0	0	0
		Stalking		0	0	0	0
		Commercial Sex Acts		0	0	0	0
		Involuntary Servitude		0	0	0	0
		Crimes Against Property					
		Arson		0	0	0	0
		Bribery		0	0	0	0
		Burglary		1	0	0	0
		Counterfeiting/Forgery		4	2	0	0
		Destruction/Damage/Vandalism		5	1	1	0
		Embezzlement		0	0	0	0
		Extortion/Blackmail		0	0	0	0
		Fraud - False Pretenses		5	2	1	0
		Fraud - Credit Card/ATM		1	0	0	0
		Fraud - Impersonation		0	0	0	0
		Fraud - Welfare		0	0	0	0
		Fraud - Wire		0	0	0	0
		Fraud - Identity Theft		1	0	0	0
		Fraud - Computer Hacking/Invasion		0	0	0	0
		Robbery		0	0	0	0
		Theft - Pocket-picking		0	0	0	0
		Theft - Purse Snatching		0	0	0	0
		Theft - Shoplifting		10	9	7	0
		Theft From Building		0	0	0	0
		Theft From Coin Machine		0	0	0	0
		Theft From Motor Vehicle		2	0	0	0
		Theft of Motor Vehicle Parts		4	0	0	0
		Theft - All Other Larceny		5	2	2	0
		Motor Vehicle Theft		1	1	1	0
		Stolen Property Offenses		0	0	0	0
		Crimes Against Society					
		Animal Cruelty		0	0	0	0
		Drug/Narcotic Violations		19	15	16	0
		Drug/Narcotic Equipment Violations		3	2	1	0
		Gambling - Betting/Wagering		0	0	0	0
		Gambling - Operating/Promoting		0	0	0	0
		Gambling - Equipment Violations		0	0	0	0
		Gambling - Sports Tampering		0	0	0	0
		Pornography/Obscene Material		0	0	0	0
		Prostitution		0	0	0	0
		Prostitution Assisting/Promoting		0	0	0	0
		Purchasing Prostitution		0	0	0	0
		Weapon Law Violations		3	3	3	0
		Total Group A Offenses		81	48	42	0
Domestic Violence Victims							
Offense	Reported	Cleared					
Murder	0	0					
Aggravated Assault	4	3					
Simple Assault	4	2					
Intimidation	0	0					
Stalking	0	0					
Forcible Rape	0	0					
Forcible Sodomy	0	0					
Sexual Assault W/Object	0	0					
Forcible Fondling	0	0					
Incest	0	0					
Statutory Rape	0	0					
Kidnapping/Abduction	0	0					
Commercial Sex Acts	0	0					
Involuntary Servitude	0	0					
Total	8	5					
Group B Arrests							
Offense	Adult	Juvenile					
Bad Checks	0	0					
Curfew/Vagrancy	0	0					
Disorderly Conduct	0	0					
DUI	11	0					
Drunkenness	6	0					
Family-Non Violent	0	0					
Liquor Law Violations	0	0					
Peeping Tom	0	0					
Trespass	13	0					
All Other Offenses	1	0					
Total Group B	31	0					

Crime in Tennessee 2022

(*) Offenses are counted using the FBI Units of Count for Crime

(**) The 'Arrests' column shows arrests made for incidents during the selected period, regardless of arrest date. Arrest counts for the same period may change over time.

McEwen Police Department - NIBRS Agency Crime Overview - 2022

2022 Population Estimate		1,735	Offenses (*)		Arrests (**)	
Offense Overview			Reported	Cleared	Adult	Juvenile
Group A Offenses						
Crimes Against Persons						
Offense Total	38	Murder	0	0	0	0
Number Cleared	25	Negligent Manslaughter	0	0	0	0
Percent Cleared	65.79%	Negligent Vehicular Manslaughter	0	0	0	0
Group A Crimes per 100,000 population	2,190.2	Kidnapping/Abduction	0	0	0	0
		Forcible Rape	0	0	0	0
		Forcible Sodomy	0	0	0	0
		Sexual Assault W/Object	0	0	0	0
		Forcible Fondling	0	0	0	0
		Incest	0	0	0	0
		Statutory Rape	0	0	0	0
		Aggravated Assault	1	1	1	0
		Simple Assault	1	1	1	0
		Intimidation	1	0	0	0
		Stalking	0	0	0	0
		Commercial Sex Acts	0	0	0	0
		Involuntary Servitude	0	0	0	0
		Crimes Against Property				
		Arson	0	0	0	0
		Bribery	0	0	0	0
		Burglary	6	2	2	0
		Counterfeiting/Forgery	1	0	0	0
		Destruction/Damage/Vandalism	3	2	1	0
		Embezzlement	0	0	0	0
		Extortion/Blackmail	0	0	0	0
		Fraud - False Pretenses	1	0	0	0
		Fraud - Credit Card/ATM	1	1	0	0
		Fraud - Impersonation	1	0	0	0
		Fraud - Welfare	0	0	0	0
		Fraud - Wire	0	0	0	0
		Fraud - Identity Theft	0	0	0	0
		Fraud - Computer Hacking/Invasion	0	0	0	0
		Robbery	0	0	0	0
		Theft - Pocket-picking	0	0	0	0
		Theft - Purse Snatching	0	0	0	0
		Theft - Shoplifting	3	1	1	0
		Theft From Building	1	1	1	0
		Theft From Coin Machine	0	0	0	0
		Theft From Motor Vehicle	2	1	1	0
		Theft of Motor Vehicle Parts	0	0	0	0
		Theft - All Other Larceny	0	0	0	0
		Motor Vehicle Theft	0	0	0	0
		Stolen Property Offenses	0	0	0	0
		Crimes Against Society				
		Animal Cruelty	0	0	0	0
		Drug/Narcotic Violations	9	9	9	0
		Drug/Narcotic Equipment Violations	5	5	1	0
		Gambling - Betting/Wagering	0	0	0	0
		Gambling - Operating/Promoting	0	0	0	0
		Gambling - Equipment Violations	0	0	0	0
		Gambling - Sports Tampering	0	0	0	0
		Pornography/Obscene Material	2	1	1	0
		Prostitution	0	0	0	0
		Prostitution Assisting/Promoting	0	0	0	0
		Purchasing Prostitution	0	0	0	0
		Weapon Law Violations	0	0	0	0
		Total Group A Offenses	38	25	19	0
Domestic Violence Victims						
Offense	Reported	Cleared				
Murder	0	0	Burglary	6	2	2
Aggravated Assault	1	1	Counterfeiting/Forgery	1	0	0
Simple Assault	1	1	Destruction/Damage/Vandalism	3	2	1
Intimidation	0	0	Embezzlement	0	0	0
Stalking	0	0	Extortion/Blackmail	0	0	0
Forcible Rape	0	0	Fraud - False Pretenses	1	0	0
Forcible Sodomy	0	0	Fraud - Credit Card/ATM	1	1	0
Sexual Assault W/Object	0	0	Fraud - Impersonation	1	0	0
Forcible Fondling	0	0	Fraud - Welfare	0	0	0
Incest	0	0	Fraud - Wire	0	0	0
Statutory Rape	0	0	Fraud - Identity Theft	0	0	0
Kidnapping/Abduction	0	0	Fraud - Computer Hacking/Invasion	0	0	0
Commercial Sex Acts	0	0	Robbery	0	0	0
Involuntary Servitude	0	0	Theft - Pocket-picking	0	0	0
Total	2	2	Theft - Purse Snatching	0	0	0
			Theft - Shoplifting	3	1	1
			Theft From Building	1	1	1
			Theft From Coin Machine	0	0	0
			Theft From Motor Vehicle	2	1	1
			Theft of Motor Vehicle Parts	0	0	0
			Theft - All Other Larceny	0	0	0
			Motor Vehicle Theft	0	0	0
			Stolen Property Offenses	0	0	0
			Crimes Against Society			
			Animal Cruelty	0	0	0
			Drug/Narcotic Violations	9	9	9
			Drug/Narcotic Equipment Violations	5	5	1
			Gambling - Betting/Wagering	0	0	0
			Gambling - Operating/Promoting	0	0	0
			Gambling - Equipment Violations	0	0	0
			Gambling - Sports Tampering	0	0	0
			Pornography/Obscene Material	2	1	1
			Prostitution	0	0	0
			Prostitution Assisting/Promoting	0	0	0
			Purchasing Prostitution	0	0	0
			Weapon Law Violations	0	0	0
			Total Group A Offenses	38	25	19
Group B Arrests						
Offense	Adult	Juvenile				
Bad Checks	1	0	Burglary	6	2	2
Curfew/Vagrancy	0	0	Counterfeiting/Forgery	1	0	0
Disorderly Conduct	4	0	Destruction/Damage/Vandalism	3	2	1
DUI	9	0	Embezzlement	0	0	0
Drunkenness	2	0	Extortion/Blackmail	0	0	0
Family-Non Violent	0	0	Fraud - False Pretenses	1	0	0
Liquor Law Violations	0	0	Fraud - Credit Card/ATM	1	1	0
Peeping Tom	0	0	Fraud - Impersonation	1	0	0
Trespass	0	0	Fraud - Welfare	0	0	0
All Other Offenses	38	0	Fraud - Wire	0	0	0
Total Group B	54	0	Fraud - Identity Theft	0	0	0
			Fraud - Computer Hacking/Invasion	0	0	0
			Robbery	0	0	0
			Theft - Pocket-picking	0	0	0
			Theft - Purse Snatching	0	0	0
			Theft - Shoplifting	3	1	1
			Theft From Building	1	1	1
			Theft From Coin Machine	0	0	0
			Theft From Motor Vehicle	2	1	1
			Theft of Motor Vehicle Parts	0	0	0
			Theft - All Other Larceny	0	0	0
			Motor Vehicle Theft	0	0	0
			Stolen Property Offenses	0	0	0
			Crimes Against Society			
			Animal Cruelty	0	0	0
			Drug/Narcotic Violations	9	9	9
			Drug/Narcotic Equipment Violations	5	5	1
			Gambling - Betting/Wagering	0	0	0
			Gambling - Operating/Promoting	0	0	0
			Gambling - Equipment Violations	0	0	0
			Gambling - Sports Tampering	0	0	0
			Pornography/Obscene Material	2	1	1
			Prostitution	0	0	0
			Prostitution Assisting/Promoting	0	0	0
			Purchasing Prostitution	0	0	0
			Weapon Law Violations	0	0	0
			Total Group A Offenses	38	25	19

Crime in Tennessee 2022

(*) Offenses are counted using the FBI Units of Count for Crime

(**) The 'Arrests' column shows arrests made for incidents during the selected period, regardless of arrest date. Arrest counts for the same period may change over time.

McKenzie Police Department - NIBRS Agency Crime Overview - 2022

2022 Population Estimate		5,451		Offenses (*)		Arrests (**)	
Offense Overview				Reported	Cleared	Adult	Juvenile
Offense Total		289		Group A Offenses			
Number Cleared		187		Crimes Against Persons			
Percent Cleared		64.71%		Murder	0	0	0
Group A Crimes per 100,000 population		5,301.8		Negligent Manslaughter	0	0	0
				Negligent Vehicular Manslaughter	0	0	0
				Kidnapping/Abduction	1	1	0
				Forcible Rape	2	1	1
				Forcible Sodomy	0	0	0
				Sexual Assault W/Object	0	0	0
				Forcible Fondling	0	0	0
Arrest Overview				Incest	0	0	0
Total Arrests		243		Statutory Rape	0	0	0
Adult Arrests		241		Aggravated Assault	19	12	12
Juvenile Arrests		2		Simple Assault	38	38	30
Unknown Age		0		Intimidation	10	7	6
Arrests per 100,000 population		4,457.9		Stalking	1	1	1
				Commercial Sex Acts	0	0	0
				Involuntary Servitude	0	0	0
Average number offenses/incident		1.20		Crimes Against Property			
				Arson	0	0	0
				Bribery	0	0	0
				Burglary	31	10	12
				Counterfeiting/Forgery	3	0	0
				Destruction/Damage/Vandalism	9	2	2
				Embezzlement	1	0	0
				Extortion/Blackmail	0	0	0
				Fraud - False Pretenses	9	1	1
				Fraud - Credit Card/ATM	0	0	0
				Fraud - Impersonation	2	1	1
				Fraud - Welfare	0	0	0
				Fraud - Wire	2	0	0
				Fraud - Identity Theft	0	0	0
				Fraud - Computer Hacking/Invasion	0	0	0
				Robbery	0	0	0
				Theft - Pocket-picking	0	0	0
				Theft - Purse Snatching	0	0	0
				Theft - Shoplifting	2	2	2
				Theft From Building	14	5	6
				Theft From Coin Machine	1	0	0
				Theft From Motor Vehicle	25	10	10
				Theft of Motor Vehicle Parts	7	2	2
				Theft - All Other Larceny	14	5	5
				Motor Vehicle Theft	6	0	0
				Stolen Property Offenses	1	1	1
				Crimes Against Society			
				Animal Cruelty	2	2	3
				Drug/Narcotic Violations	45	43	41
				Drug/Narcotic Equipment Violations	34	34	17
				Gambling - Betting/Wagering	0	0	0
				Gambling - Operating/Promoting	0	0	0
				Gambling - Equipment Violations	0	0	0
				Gambling - Sports Tampering	0	0	0
				Pornography/Obscene Material	0	0	0
				Prostitution	0	0	0
				Prostitution Assisting/Promoting	0	0	0
				Purchasing Prostitution	0	0	0
				Weapon Law Violations	10	9	9
				Total Group A Offenses	289	187	162
							2
				Domestic Violence Victims			
				Offense	Reported	Cleared	
				Murder	0	0	
				Aggravated Assault	9	7	
				Simple Assault	32	32	
				Intimidation	1	1	
				Stalking	0	0	
				Forcible Rape	0	0	
				Forcible Sodomy	0	0	
				Sexual Assault W/Object	0	0	
				Forcible Fondling	0	0	
				Incest	0	0	
				Statutory Rape	0	0	
				Kidnapping/Abduction	1	1	
				Commercial Sex Acts	0	0	
				Involuntary Servitude	0	0	
				Total	43	41	
				Group B Arrests			
				Offense	Adult	Juvenile	
				Bad Checks	0	0	
				Curfew/Vagrancy	0	0	
				Disorderly Conduct	7	0	
				DUI	26	0	
				Drunkenness	11	0	
				Family-Non Violent	1	0	
				Liquor Law Violations	0	0	
				Peeping Tom	0	0	
				Trespass	13	0	
				All Other Offenses	21	0	
				Total Group B	79	0	

Crime in Tennessee 2022

(*) Offenses are counted using the FBI Units of Count for Crime

(**) The 'Arrests' column shows arrests made for incidents during the selected period, regardless of arrest date. Arrest counts for the same period may change over time.

McMinnville Police Department - NIBRS Agency Crime Overview - 2022

2022 Population Estimate		13,952	Offenses (*)		Arrests (**)		
Offense Overview			Reported	Cleared	Adult	Juvenile	
Group A Offenses							
Crimes Against Persons							
Offense Total	927		0	0	0	0	
Number Cleared	543		0	0	0	0	
Percent Cleared	58.58%		0	0	0	0	
Group A Crimes per 100,000 population	6,644.2		0	0	0	0	
Arrest Overview							
Total Arrests	640		10	1	1	0	
Adult Arrests	615		1	0	0	0	
Juvenile Arrests	25		5	1	0	0	
Unknown Age	0		2	1	0	0	
Arrests per 100,000 population	4,587.2		0	0	0	0	
Average number offenses/incident	1.12		0	0	0	0	
Crimes Against Property							
Domestic Violence Victims							
Offense	Reported	Cleared	Arson	1	1	0	0
Murder	0	0	Bribery	0	0	0	0
Aggravated Assault	16	13	Burglary	35	5	3	0
Simple Assault	120	101	Counterfeiting/Forgery	6	1	0	0
Intimidation	1	0	Destruction/Damage/Vandalism	92	27	14	0
Stalking	0	0	Embezzlement	3	2	2	0
Forcible Rape	1	0	Extortion/Blackmail	0	0	0	0
Forcible Sodomy	0	0	Fraud - False Pretenses	5	0	0	0
Sexual Assault W/Object	0	0	Fraud - Credit Card/ATM	9	3	1	0
Forcible Fondling	0	0	Fraud - Impersonation	15	11	8	0
Incest	0	0	Fraud - Welfare	1	0	0	0
Statutory Rape	0	0	Fraud - Wire	1	0	0	0
Kidnapping/Abduction	0	0	Fraud - Identity Theft	0	0	0	0
Commercial Sex Acts	0	0	Fraud - Computer Hacking/Invasion	0	0	0	0
Involuntary Servitude	0	0	Robbery	4	2	1	0
Total	138	114	Theft - Pocket-picking	2	0	0	0
Group B Arrests			Theft - Purse Snatching	0	0	0	0
Offense	Adult	Juvenile	Theft - Shoplifting	81	55	57	1
Bad Checks	2	0	Theft From Building	67	28	16	0
Curfew/Vagrancy	0	1	Theft From Coin Machine	0	0	0	0
Disorderly Conduct	8	0	Theft From Motor Vehicle	31	10	4	0
DUI	38	0	Theft of Motor Vehicle Parts	9	1	1	0
Drunkenness	25	0	Theft - All Other Larceny	63	12	9	0
Family-Non Violent	0	0	Motor Vehicle Theft	20	11	7	0
Liquor Law Violations	2	1	Stolen Property Offenses	0	0	0	0
Peeping Tom	1	0	Crimes Against Society				
Trespass	34	1	Animal Cruelty	0	0	0	0
All Other Offenses	96	6	Drug/Narcotic Violations	131	114	118	1
Total Group B	206	9	Drug/Narcotic Equipment Violations	56	49	15	1
			Gambling - Betting/Wagering	0	0	0	0
			Gambling - Operating/Promoting	0	0	0	0
			Gambling - Equipment Violations	0	0	0	0
			Gambling - Sports Tampering	0	0	0	0
			Pornography/Obscene Material	3	0	0	0
			Prostitution	0	0	0	0
			Prostitution Assisting/Promoting	0	0	0	0
			Purchasing Prostitution	0	0	0	0
			Weapon Law Violations	10	9	6	0
			Total Group A Offenses	927	543	409	16

Crime in Tennessee 2022

(*) Offenses are counted using the FBI Units of Count for Crime

(**) The 'Arrests' column shows arrests made for incidents during the selected period, regardless of arrest date. Arrest counts for the same period may change over time.

Medina Police Department - NIBRS Agency Crime Overview - 2022

2022 Population Estimate		5,338		Offenses (*)		Arrests (**)		
Offense Overview		Group A Offenses		Reported	Cleared	Adult	Juvenile	
Offense Total	165	Crimes Against Persons						
Number Cleared	91	Murder		0	0	0	0	
Percent Cleared	55.15%	Negligent Manslaughter		0	0	0	0	
Group A Crimes per 100,000 population	3,091.0	Negligent Vehicular Manslaughter		0	0	0	0	
		Kidnapping/Abduction		0	0	0	0	
		Forcible Rape		0	0	0	0	
		Forcible Sodomy		0	0	0	0	
		Sexual Assault W/Object		1	0	0	0	
		Forcible Fondling		0	0	0	0	
		Incest		0	0	0	0	
		Statutory Rape		0	0	0	0	
		Aggravated Assault		5	5	3	0	
		Simple Assault		13	6	5	0	
		Intimidation		15	1	0	0	
		Stalking		1	0	0	0	
		Commercial Sex Acts		0	0	0	0	
		Involuntary Servitude		0	0	0	0	
		Crimes Against Property						
		Arson		0	0	0	0	
		Bribery		0	0	0	0	
		Burglary		5	2	2	0	
		Counterfeiting/Forgery		2	0	0	0	
		Destruction/Damage/Vandalism		13	3	1	0	
		Embezzlement		0	0	0	0	
		Extortion/Blackmail		0	0	0	0	
		Fraud - False Pretenses		7	0	0	0	
		Fraud - Credit Card/ATM		2	0	0	0	
		Fraud - Impersonation		0	0	0	0	
		Fraud - Welfare		0	0	0	0	
		Fraud - Wire		0	0	0	0	
		Fraud - Identity Theft		0	0	0	0	
		Fraud - Computer Hacking/Invasion		0	0	0	0	
		Robbery		0	0	0	0	
		Theft - Pocket-picking		0	0	0	0	
		Theft - Purse Snatching		0	0	0	0	
		Theft - Shoplifting		2	2	2	0	
		Theft From Building		7	2	3	0	
		Theft From Coin Machine		0	0	0	0	
		Theft From Motor Vehicle		3	0	0	0	
		Theft of Motor Vehicle Parts		3	0	0	0	
		Theft - All Other Larceny		4	0	0	0	
		Motor Vehicle Theft		4	4	5	0	
		Stolen Property Offenses		0	0	0	0	
		Crimes Against Society						
		Animal Cruelty		0	0	0	0	
		Drug/Narcotic Violations		40	34	40	2	
		Drug/Narcotic Equipment Violations		28	25	5	0	
		Gambling - Betting/Wagering		0	0	0	0	
		Gambling - Operating/Promoting		0	0	0	0	
		Gambling - Equipment Violations		0	0	0	0	
		Gambling - Sports Tampering		0	0	0	0	
		Pornography/Obscene Material		0	0	0	0	
		Prostitution		0	0	0	0	
		Prostitution Assisting/Promoting		0	0	0	0	
		Purchasing Prostitution		0	0	0	0	
		Weapon Law Violations		10	7	2	0	
		Total Group A Offenses		165	91	68	2	
Domestic Violence Victims								
Offense	Reported	Cleared						
Murder	0	0						
Aggravated Assault	1	1						
Simple Assault	11	6						
Intimidation	12	1						
Stalking	1	0						
Forcible Rape	0	0						
Forcible Sodomy	0	0						
Sexual Assault W/Object	1	0						
Forcible Fondling	0	0						
Incest	0	0						
Statutory Rape	0	0						
Kidnapping/Abduction	0	0						
Commercial Sex Acts	0	0						
Involuntary Servitude	0	0						
Total	26	8						
Group B Arrests								
Offense	Adult	Juvenile						
Bad Checks	0	0						
Curfew/Vagrancy	0	0						
Disorderly Conduct	1	0						
DUI	16	0						
Drunkenness	0	0						
Family-Non Violent	1	0						
Liquor Law Violations	0	0						
Peeping Tom	0	0						
Trespass	0	0						
All Other Offenses	2	0						
Total Group B	20	0						

Crime in Tennessee 2022

(*) Offenses are counted using the FBI Units of Count for Crime

(**) The 'Arrests' column shows arrests made for incidents during the selected period, regardless of arrest date. Arrest counts for the same period may change over time.

Memphis Police Department - NIBRS Agency Crime Overview - 2022

2022 Population Estimate		624,944		Offenses (*)		Arrests (**)	
Offense Overview		Group A Offenses		Reported	Cleared	Adult	Juvenile
Offense Total	115,161	Crimes Against Persons					
Number Cleared	20,511	Murder		269	78	97	5
Percent Cleared	17.81%	Negligent Manslaughter		15	6	5	1
Group A Crimes per 100,000 population	18,427.4	Negligent Vehicular Manslaughter		1	1	1	0
		Kidnapping/Abduction		584	75	68	1
		Forcible Rape		305	40	25	6
		Forcible Sodomy		84	7	0	0
		Sexual Assault W/Object		21	4	1	0
		Forcible Fondling		317	34	26	9
		Incest		0	0	0	0
		Statutory Rape		33	6	4	0
		Aggravated Assault		12,376	2,602	1,498	35
		Simple Assault		13,264	4,092	2,415	637
		Intimidation		8,337	1,550	207	16
		Stalking		507	20	2	0
		Commercial Sex Acts		18	10	8	0
		Involuntary Servitude		0	0	0	0
		Crimes Against Property					
		Arson		330	30	19	4
		Bribery		0	0	0	0
		Burglary		5,865	428	479	44
		Counterfeiting/Forgery		1,167	136	133	0
		Destruction/Damage/Vandalism		15,334	1,534	384	70
		Embezzlement		521	270	58	1
		Extortion/Blackmail		71	6	1	0
		Fraud - False Pretenses		1,253	146	19	1
		Fraud - Credit Card/ATM		1,284	60	5	2
		Fraud - Impersonation		364	47	39	6
		Fraud - Welfare		9	1	0	0
		Fraud - Wire		177	4	0	0
		Fraud - Identity Theft		153	3	5	1
		Fraud - Computer Hacking/Invasion		57	1	0	0
		Robbery		2,337	345	333	33
		Theft - Pocket-picking		93	8	72	1
		Theft - Purse Snatching		63	10	1	0
		Theft - Shoplifting		7,750	1,248	1,322	107
		Theft From Building		3,071	305	30	4
		Theft From Coin Machine		16	0	1	0
		Theft From Motor Vehicle		9,578	218	51	8
		Theft of Motor Vehicle Parts		4,027	56	51	3
		Theft - All Other Larceny		3,862	260	235	7
		Motor Vehicle Theft		11,084	809	716	76
		Stolen Property Offenses		691	418	546	23
		Crimes Against Society					
		Animal Cruelty		127	32	31	0
		Drug/Narcotic Violations		3,887	2,441	2,309	192
		Drug/Narcotic Equipment Violations		1,530	1,007	80	11
		Gambling - Betting/Wagering		4	4	2	0
		Gambling - Operating/Promoting		18	14	10	0
		Gambling - Equipment Violations		3	1	4	0
		Gambling - Sports Tampering		0	0	0	0
		Pornography/Obscene Material		170	45	4	54
		Prostitution		162	160	163	0
		Prostitution Assisting/Promoting		9	8	10	0
		Purchasing Prostitution		188	169	164	0
		Weapon Law Violations		3,775	1,762	414	68
		Total Group A Offenses		115,161	20,511	12,048	1,426

Domestic Violence Victims		
Offense	Reported	Cleared
Murder	22	15
Aggravated Assault	2,708	927
Simple Assault	7,899	2,295
Intimidation	2,680	283
Stalking	374	11
Forcible Rape	86	15
Forcible Sodomy	32	4
Sexual Assault W/Object	10	3
Forcible Fondling	69	7
Incest	0	0
Statutory Rape	7	0
Kidnapping/Abduction	443	40
Commercial Sex Acts	0	0
Involuntary Servitude	0	0
Total	14,330	3,600

Group B Arrests		
Offense	Adult	Juvenile
Bad Checks	1	0
Curfew/Vagrancy	2	128
Disorderly Conduct	314	73
DUI	85	0
Drunkenness	99	3
Family-Non Violent	8	1
Liquor Law Violations	232	4
Peeping Tom	0	0
Trespass	622	53
All Other Offenses	6,597	104
Total Group B	7,960	366

Crime in Tennessee 2022

(*) Offenses are counted using the FBI Units of Count for Crime

(**) The 'Arrests' column shows arrests made for incidents during the selected period, regardless of arrest date. Arrest counts for the same period may change over time.

Memphis Shelby County Airport Authority Police - NIBRS Agency Crime Overview - 2022

2022 Population Estimate		N/A	Offenses (*)		Arrests (**)		
			Reported	Cleared	Adult	Juvenile	
Offense Overview			Group A Offenses				
			Crimes Against Persons				
Offense Total	874		Murder	0	0	0	0
Number Cleared	96		Negligent Manslaughter	0	0	0	0
Percent Cleared	10.98%		Negligent Vehicular Manslaughter	0	0	0	0
Group A Crimes per 100,000 population	N/A		Kidnapping/Abduction	0	0	0	0
			Forcible Rape	0	0	0	0
			Forcible Sodomy	0	0	0	0
			Sexual Assault W/Object	0	0	0	0
			Forcible Fondling	0	0	0	0
Arrest Overview			Incest	0	0	0	0
Total Arrests	124		Statutory Rape	0	0	0	0
Adult Arrests	124		Aggravated Assault	2	0	0	0
Juvenile Arrests	0		Simple Assault	22	3	3	0
Unknown Age	0		Intimidation	7	0	0	0
Arrests per 100,000 population	N/A		Stalking	0	0	0	0
			Commercial Sex Acts	0	0	0	0
Average number offenses/incident	1.02		Involuntary Servitude	0	0	0	0
			Crimes Against Property				
Domestic Violence Victims			Arson	0	0	0	0
Offense	Reported	Cleared	Bribery	0	0	0	0
Murder	0	0	Burglary	2	0	0	0
Aggravated Assault	0	0	Counterfeiting/Forgery	1	0	0	0
Simple Assault	5	1	Destruction/Damage/Vandalism	41	0	0	0
Intimidation	0	0	Embezzlement	49	18	18	0
Stalking	0	0	Extortion/Blackmail	0	0	0	0
Forcible Rape	0	0	Fraud - False Pretenses	15	0	0	0
Forcible Sodomy	0	0	Fraud - Credit Card/ATM	6	0	0	0
Sexual Assault W/Object	0	0	Fraud - Impersonation	6	1	0	0
Forcible Fondling	0	0	Fraud - Welfare	0	0	0	0
Incest	0	0	Fraud - Wire	1	0	0	0
Statutory Rape	0	0	Fraud - Identity Theft	2	1	1	0
Kidnapping/Abduction	0	0	Fraud - Computer Hacking/Invasion	0	0	0	0
Commercial Sex Acts	0	0	Robbery	1	0	0	0
Involuntary Servitude	0	0	Theft - Pocket-picking	0	0	0	0
Total	5	1	Theft - Purse Snatching	0	0	0	0
			Theft - Shoplifting	1	0	0	0
			Theft From Building	156	33	33	0
Group B Arrests			Theft From Coin Machine	0	0	0	0
Offense	Adult	Juvenile	Theft From Motor Vehicle	142	0	0	0
Bad Checks	0	0	Theft of Motor Vehicle Parts	35	0	0	0
Curfew/Vagrancy	0	0	Theft - All Other Larceny	4	0	0	0
Disorderly Conduct	15	0	Motor Vehicle Theft	185	3	4	0
DUI	0	0	Stolen Property Offenses	0	0	0	0
Drunkenness	8	0	Crimes Against Society				
Family-Non Violent	0	0	Animal Cruelty	0	0	0	0
Liquor Law Violations	0	0	Drug/Narcotic Violations	55	34	35	0
Peeping Tom	0	0	Drug/Narcotic Equipment Violations	0	0	0	0
Trespass	4	0	Gambling - Betting/Wagering	0	0	0	0
All Other Offenses	0	0	Gambling - Operating/Promoting	0	0	0	0
Total Group B	27	0	Gambling - Equipment Violations	0	0	0	0
			Gambling - Sports Tampering	0	0	0	0
			Pornography/Obscene Material	0	0	0	0
			Prostitution	0	0	0	0
			Prostitution Assisting/Promoting	0	0	0	0
			Purchasing Prostitution	0	0	0	0
			Weapon Law Violations	141	3	3	0
			Total Group A Offenses	874	96	97	0

Crime in Tennessee 2022

(*) Offenses are counted using the FBI Units of Count for Crime

(**) The 'Arrests' column shows arrests made for incidents during the selected period, regardless of arrest date. Arrest counts for the same period may change over time.

Middleton Police Department - NIBRS Agency Crime Overview - 2022

2022 Population Estimate		682		Offenses (*)		Arrests (**)		
Offense Overview		Group A Offenses		Reported	Cleared	Adult	Juvenile	
Offense Total	11	Crimes Against Persons						
Number Cleared	4	Murder		0	0	0	0	
Percent Cleared	36.36%	Negligent Manslaughter		0	0	0	0	
Group A Crimes per 100,000 population	1,612.9	Negligent Vehicular Manslaughter		0	0	0	0	
		Kidnapping/Abduction		0	0	0	0	
		Forcible Rape		0	0	0	0	
		Forcible Sodomy		0	0	0	0	
		Sexual Assault W/Object		0	0	0	0	
		Forcible Fondling		0	0	0	0	
		Incest		0	0	0	0	
		Statutory Rape		0	0	0	0	
		Aggravated Assault		0	0	0	0	
		Simple Assault		1	1	1	0	
		Intimidation		1	0	0	0	
		Stalking		0	0	0	0	
		Commercial Sex Acts		0	0	0	0	
		Involuntary Servitude		0	0	0	0	
		Crimes Against Property						
		Arson		0	0	0	0	
		Bribery		0	0	0	0	
		Burglary		0	0	0	0	
		Counterfeiting/Forgery		0	0	0	0	
		Destruction/Damage/Vandalism		0	0	0	0	
		Embezzlement		0	0	0	0	
		Extortion/Blackmail		0	0	0	0	
		Fraud - False Pretenses		1	0	0	0	
		Fraud - Credit Card/ATM		0	0	0	0	
		Fraud - Impersonation		0	0	0	0	
		Fraud - Welfare		0	0	0	0	
		Fraud - Wire		0	0	0	0	
		Fraud - Identity Theft		1	0	0	0	
		Fraud - Computer Hacking/Invasion		0	0	0	0	
		Robbery		0	0	0	0	
		Theft - Pocket-picking		0	0	0	0	
		Theft - Purse Snatching		0	0	0	0	
		Theft - Shoplifting		2	1	1	0	
		Theft From Building		0	0	0	0	
		Theft From Coin Machine		0	0	0	0	
		Theft From Motor Vehicle		3	1	1	0	
		Theft of Motor Vehicle Parts		0	0	0	0	
		Theft - All Other Larceny		1	0	0	0	
		Motor Vehicle Theft		0	0	0	0	
		Stolen Property Offenses		0	0	0	0	
		Crimes Against Society						
		Animal Cruelty		0	0	0	0	
		Drug/Narcotic Violations		0	0	0	0	
		Drug/Narcotic Equipment Violations		1	1	1	0	
		Gambling - Betting/Wagering		0	0	0	0	
		Gambling - Operating/Promoting		0	0	0	0	
		Gambling - Equipment Violations		0	0	0	0	
		Gambling - Sports Tampering		0	0	0	0	
		Pornography/Obscene Material		0	0	0	0	
		Prostitution		0	0	0	0	
		Prostitution Assisting/Promoting		0	0	0	0	
		Purchasing Prostitution		0	0	0	0	
		Weapon Law Violations		0	0	0	0	
		Total Group A Offenses		11	4	4	0	
Domestic Violence Victims								
Offense	Reported	Cleared						
Murder	0	0						
Aggravated Assault	0	0						
Simple Assault	1	1						
Intimidation	0	0						
Stalking	0	0						
Forcible Rape	0	0						
Forcible Sodomy	0	0						
Sexual Assault W/Object	0	0						
Forcible Fondling	0	0						
Incest	0	0						
Statutory Rape	0	0						
Kidnapping/Abduction	0	0						
Commercial Sex Acts	0	0						
Involuntary Servitude	0	0						
Total	1	1						
Group B Arrests								
Offense	Adult	Juvenile						
Bad Checks	0	0						
Curfew/Vagrancy	0	0						
Disorderly Conduct	0	0						
DUI	0	0						
Drunkenness	0	0						
Family-Non Violent	0	0						
Liquor Law Violations	1	0						
Peeping Tom	0	0						
Trespass	1	0						
All Other Offenses	1	0						
Total Group B	3	0						

Crime in Tennessee 2022

(*) Offenses are counted using the FBI Units of Count for Crime

(**) The 'Arrests' column shows arrests made for incidents during the selected period, regardless of arrest date. Arrest counts for the same period may change over time.

Milan Police Department - NIBRS Agency Crime Overview - 2022

2022 Population Estimate		8,167		Offenses (*)		Arrests (**)		
Offense Overview		Group A Offenses		Reported	Cleared	Adult	Juvenile	
Offense Total	637	Crimes Against Persons						
Number Cleared	283	Murder		0	0	0	0	
Percent Cleared	44.43%	Negligent Manslaughter		0	0	0	0	
Group A Crimes per 100,000 population	7,799.7	Negligent Vehicular Manslaughter		0	0	0	0	
		Kidnapping/Abduction		1	0	0	0	
		Forcible Rape		2	0	0	0	
		Forcible Sodomy		0	0	0	0	
		Sexual Assault W/Object		0	0	0	0	
		Forcible Fondling		2	1	0	0	
		Incest		0	0	0	0	
		Statutory Rape		0	0	0	0	
		Aggravated Assault		39	31	20	3	
		Simple Assault		105	66	43	1	
		Intimidation		27	9	3	2	
		Stalking		5	3	3	0	
		Commercial Sex Acts		0	0	0	0	
		Involuntary Servitude		0	0	0	0	
		Crimes Against Property						
		Arson		1	0	0	0	
		Bribery		0	0	0	0	
		Burglary		50	7	6	0	
		Counterfeiting/Forgery		12	2	3	0	
		Destruction/Damage/Vandalism		63	15	7	3	
		Embezzlement		2	1	1	0	
		Extortion/Blackmail		1	0	0	0	
		Fraud - False Pretenses		27	13	14	0	
		Fraud - Credit Card/ATM		16	1	0	1	
		Fraud - Impersonation		2	1	1	0	
		Fraud - Welfare		0	0	0	0	
		Fraud - Wire		8	0	0	0	
		Fraud - Identity Theft		0	0	0	0	
		Fraud - Computer Hacking/Invasion		0	0	0	0	
		Robbery		0	0	0	0	
		Theft - Pocket-picking		0	0	0	0	
		Theft - Purse Snatching		0	0	0	0	
		Theft - Shoplifting		28	13	15	0	
		Theft From Building		28	2	3	0	
		Theft From Coin Machine		0	0	0	0	
		Theft From Motor Vehicle		16	0	0	0	
		Theft of Motor Vehicle Parts		14	0	0	0	
		Theft - All Other Larceny		39	8	4	0	
		Motor Vehicle Theft		14	3	0	3	
		Stolen Property Offenses		0	0	0	0	
		Crimes Against Society						
		Animal Cruelty		4	1	1	0	
		Drug/Narcotic Violations		83	68	62	4	
		Drug/Narcotic Equipment Violations		34	27	3	0	
		Gambling - Betting/Wagering		0	0	0	0	
		Gambling - Operating/Promoting		0	0	0	0	
		Gambling - Equipment Violations		0	0	0	0	
		Gambling - Sports Tampering		0	0	0	0	
		Pornography/Obscene Material		2	0	0	0	
		Prostitution		0	0	0	0	
		Prostitution Assisting/Promoting		0	0	0	0	
		Purchasing Prostitution		0	0	0	0	
		Weapon Law Violations		12	11	1	0	
		Total Group A Offenses		637	283	190	17	
Domestic Violence Victims								
Offense	Reported	Cleared						
Murder	0	0						
Aggravated Assault	4	4						
Simple Assault	19	16						
Intimidation	1	1						
Stalking	0	0						
Forcible Rape	0	0						
Forcible Sodomy	0	0						
Sexual Assault W/Object	0	0						
Forcible Fondling	0	0						
Incest	0	0						
Statutory Rape	0	0						
Kidnapping/Abduction	0	0						
Commercial Sex Acts	0	0						
Involuntary Servitude	0	0						
Total	24	21						
Group B Arrests								
Offense	Adult	Juvenile						
Bad Checks	1	0						
Curfew/Vagrancy	0	0						
Disorderly Conduct	6	4						
DUI	19	0						
Drunkenness	8	0						
Family-Non Violent	3	0						
Liquor Law Violations	2	0						
Peeping Tom	0	0						
Trespass	3	0						
All Other Offenses	154	2						
Total Group B	196	6						

Crime in Tennessee 2022

(*) Offenses are counted using the FBI Units of Count for Crime

(**) The 'Arrests' column shows arrests made for incidents during the selected period, regardless of arrest date. Arrest counts for the same period may change over time.

Millersville Police Department - NIBRS Agency Crime Overview - 2022

2022 Population Estimate		6,239		Offenses (*)		Arrests (**)		
Offense Overview		Group A Offenses		Reported	Cleared	Adult	Juvenile	
Offense Total	238	Crimes Against Persons						
Number Cleared	151	Murder		0	0	0	0	
Percent Cleared	63.45%	Negligent Manslaughter		0	0	0	0	
Group A Crimes per 100,000 population	3,814.7	Negligent Vehicular Manslaughter		0	0	0	0	
		Kidnapping/Abduction		0	0	0	0	
		Forcible Rape		2	0	0	0	
		Forcible Sodomy		0	0	0	0	
		Sexual Assault W/Object		0	0	0	0	
		Forcible Fondling		2	0	0	0	
		Incest		0	0	0	0	
		Statutory Rape		1	0	0	0	
		Aggravated Assault		16	12	9	0	
		Simple Assault		53	34	24	2	
		Intimidation		0	0	0	0	
		Stalking		1	0	0	0	
		Commercial Sex Acts		0	0	0	0	
		Involuntary Servitude		0	0	0	0	
		Crimes Against Property						
		Arson		1	0	0	0	
		Bribery		0	0	0	0	
		Burglary		3	0	0	0	
		Counterfeiting/Forgery		2	1	0	0	
		Destruction/Damage/Vandalism		17	2	1	0	
		Embezzlement		0	0	0	0	
		Extortion/Blackmail		1	0	0	0	
		Fraud - False Pretenses		2	1	1	0	
		Fraud - Credit Card/ATM		3	0	0	0	
		Fraud - Impersonation		3	2	2	0	
		Fraud - Welfare		0	0	0	0	
		Fraud - Wire		1	0	0	0	
		Fraud - Identity Theft		0	0	0	0	
		Fraud - Computer Hacking/Invasion		0	0	0	0	
		Robbery		0	0	0	0	
		Theft - Pocket-picking		0	0	0	0	
		Theft - Purse Snatching		1	1	1	0	
		Theft - Shoplifting		1	0	0	0	
		Theft From Building		2	0	0	0	
		Theft From Coin Machine		0	0	0	0	
		Theft From Motor Vehicle		7	0	0	0	
		Theft of Motor Vehicle Parts		4	0	0	0	
		Theft - All Other Larceny		10	0	0	0	
		Motor Vehicle Theft		5	1	1	0	
		Stolen Property Offenses		1	1	1	0	
		Crimes Against Society						
		Animal Cruelty		0	0	0	0	
		Drug/Narcotic Violations		70	68	66	2	
		Drug/Narcotic Equipment Violations		22	21	2	0	
		Gambling - Betting/Wagering		0	0	0	0	
		Gambling - Operating/Promoting		0	0	0	0	
		Gambling - Equipment Violations		0	0	0	0	
		Gambling - Sports Tampering		0	0	0	0	
		Pornography/Obscene Material		0	0	0	0	
		Prostitution		0	0	0	0	
		Prostitution Assisting/Promoting		0	0	0	0	
		Purchasing Prostitution		0	0	0	0	
		Weapon Law Violations		7	7	2	0	
		Total Group A Offenses		238	151	110	4	
Domestic Violence Victims								
Offense	Reported	Cleared						
Murder	0	0						
Aggravated Assault	5	5						
Simple Assault	38	25						
Intimidation	0	0						
Stalking	0	0						
Forcible Rape	1	0						
Forcible Sodomy	0	0						
Sexual Assault W/Object	0	0						
Forcible Fondling	1	0						
Incest	0	0						
Statutory Rape	0	0						
Kidnapping/Abduction	0	0						
Commercial Sex Acts	0	0						
Involuntary Servitude	0	0						
Total	45	30						
Group B Arrests								
Offense	Adult	Juvenile						
Bad Checks	0	0						
Curfew/Vagrancy	0	0						
Disorderly Conduct	0	0						
DUI	28	0						
Drunkenness	3	0						
Family-Non Violent	0	0						
Liquor Law Violations	0	0						
Peeping Tom	0	0						
Trespass	2	0						
All Other Offenses	15	0						
Total Group B	48	0						

Crime in Tennessee 2022

(*) Offenses are counted using the FBI Units of Count for Crime

(**) The 'Arrests' column shows arrests made for incidents during the selected period, regardless of arrest date. Arrest counts for the same period may change over time.

Millington Police Department - NIBRS Agency Crime Overview - 2022

2022 Population Estimate		10,461		Offenses (*)		Arrests (**)	
Offense Overview		Group A Offenses		Reported	Cleared	Adult	Juvenile
Offense Total	1,096	Crimes Against Persons					
Number Cleared	200	Murder		0	0	0	0
Percent Cleared	18.25%	Negligent Manslaughter		0	0	0	0
Group A Crimes per 100,000 population	10,477.0	Negligent Vehicular Manslaughter		0	0	0	0
		Kidnapping/Abduction		3	1	0	0
		Forcible Rape		2	0	0	0
		Forcible Sodomy		0	0	0	0
		Sexual Assault W/Object		0	0	0	0
		Forcible Fondling		10	0	0	0
		Incest		0	0	0	0
		Statutory Rape		2	0	0	0
		Aggravated Assault		68	28	19	0
		Simple Assault		147	49	38	2
		Intimidation		101	3	0	0
		Stalking		4	0	0	0
		Commercial Sex Acts		0	0	0	0
		Involuntary Servitude		0	0	0	0
		Crimes Against Property					
		Arson		0	0	0	0
		Bribery		0	0	0	0
		Burglary		96	14	14	0
		Counterfeiting/Forgery		32	6	3	0
		Destruction/Damage/Vandalism		93	13	11	0
		Embezzlement		9	5	5	0
		Extortion/Blackmail		5	0	0	0
		Fraud - False Pretenses		49	4	2	0
		Fraud - Credit Card/ATM		30	2	2	0
		Fraud - Impersonation		3	1	0	0
		Fraud - Welfare		0	0	0	0
		Fraud - Wire		5	0	0	0
		Fraud - Identity Theft		13	2	0	0
		Fraud - Computer Hacking/Invasion		0	0	0	0
		Robbery		8	2	2	1
		Theft - Pocket-picking		2	0	0	0
		Theft - Purse Snatching		2	0	0	0
		Theft - Shoplifting		91	22	22	2
		Theft From Building		45	5	4	0
		Theft From Coin Machine		0	0	0	0
		Theft From Motor Vehicle		35	2	2	0
		Theft of Motor Vehicle Parts		55	1	0	0
		Theft - All Other Larceny		69	6	2	1
		Motor Vehicle Theft		43	5	3	0
		Stolen Property Offenses		4	1	0	0
		Crimes Against Society					
		Animal Cruelty		0	0	0	0
		Drug/Narcotic Violations		34	13	11	3
		Drug/Narcotic Equipment Violations		12	7	3	0
		Gambling - Betting/Wagering		0	0	0	0
		Gambling - Operating/Promoting		0	0	0	0
		Gambling - Equipment Violations		0	0	0	0
		Gambling - Sports Tampering		0	0	0	0
		Pornography/Obscene Material		5	0	0	0
		Prostitution		0	0	0	0
		Prostitution Assisting/Promoting		0	0	0	0
		Purchasing Prostitution		0	0	0	0
		Weapon Law Violations		19	8	5	1
		Total Group A Offenses		1,096	200	148	10

Domestic Violence Victims		
Offense	Reported	Cleared
Murder	0	0
Aggravated Assault	24	16
Simple Assault	93	37
Intimidation	31	0
Stalking	1	0
Forcible Rape	2	0
Forcible Sodomy	0	0
Sexual Assault W/Object	0	0
Forcible Fondling	4	0
Incest	0	0
Statutory Rape	0	0
Kidnapping/Abduction	3	1
Commercial Sex Acts	0	0
Involuntary Servitude	0	0
Total	158	54

Group B Arrests		
Offense	Adult	Juvenile
Bad Checks	1	0
Curfew/Vagrancy	0	0
Disorderly Conduct	2	2
DUI	12	0
Drunkenness	11	0
Family-Non Violent	0	0
Liquor Law Violations	7	1
Peeping Tom	0	0
Trespass	13	0
All Other Offenses	54	0
Total Group B	100	3

Crime in Tennessee 2022

(*) Offenses are counted using the FBI Units of Count for Crime

(**) The 'Arrests' column shows arrests made for incidents during the selected period, regardless of arrest date. Arrest counts for the same period may change over time.

Monterey Police Department - NIBRS Agency Crime Overview - 2022

2022 Population Estimate		2,750		Offenses (*)		Arrests (**)		
Offense Overview		Group A Offenses		Reported	Cleared	Adult	Juvenile	
Offense Total	93	Crimes Against Persons						
Number Cleared	38	Murder		0	0	0	0	
Percent Cleared	40.86%	Negligent Manslaughter		0	0	0	0	
Group A Crimes per 100,000 population	3,381.8	Negligent Vehicular Manslaughter		0	0	0	0	
		Kidnapping/Abduction		0	0	0	0	
		Forcible Rape		0	0	0	0	
		Forcible Sodomy		0	0	0	0	
		Sexual Assault W/Object		0	0	0	0	
		Forcible Fondling		0	0	0	0	
		Incest		0	0	0	0	
		Statutory Rape		0	0	0	0	
		Aggravated Assault		3	2	2	0	
		Simple Assault		12	7	7	0	
		Intimidation		1	1	1	0	
		Stalking		2	1	1	0	
		Commercial Sex Acts		0	0	0	0	
		Involuntary Servitude		0	0	0	0	
		Crimes Against Property						
		Arson		0	0	0	0	
		Bribery		0	0	0	0	
		Burglary		9	0	0	0	
		Counterfeiting/Forgery		2	1	2	0	
		Destruction/Damage/Vandalism		15	1	1	0	
		Embezzlement		0	0	0	0	
		Extortion/Blackmail		0	0	0	0	
		Fraud - False Pretenses		1	0	0	0	
		Fraud - Credit Card/ATM		1	0	0	0	
		Fraud - Impersonation		0	0	0	0	
		Fraud - Welfare		0	0	0	0	
		Fraud - Wire		0	0	0	0	
		Fraud - Identity Theft		0	0	0	0	
		Fraud - Computer Hacking/Invasion		0	0	0	0	
		Robbery		0	0	0	0	
		Theft - Pocket-picking		0	0	0	0	
		Theft - Purse Snatching		0	0	0	0	
		Theft - Shoplifting		1	1	0	1	
		Theft From Building		0	0	0	0	
		Theft From Coin Machine		0	0	0	0	
		Theft From Motor Vehicle		3	0	0	0	
		Theft of Motor Vehicle Parts		1	0	0	0	
		Theft - All Other Larceny		12	1	1	0	
		Motor Vehicle Theft		9	2	2	0	
		Stolen Property Offenses		1	1	1	0	
		Crimes Against Society						
		Animal Cruelty		0	0	0	0	
		Drug/Narcotic Violations		15	15	14	1	
		Drug/Narcotic Equipment Violations		4	4	1	0	
		Gambling - Betting/Wagering		0	0	0	0	
		Gambling - Operating/Promoting		0	0	0	0	
		Gambling - Equipment Violations		0	0	0	0	
		Gambling - Sports Tampering		0	0	0	0	
		Pornography/Obscene Material		0	0	0	0	
		Prostitution		0	0	0	0	
		Prostitution Assisting/Promoting		0	0	0	0	
		Purchasing Prostitution		0	0	0	0	
		Weapon Law Violations		1	1	1	0	
		Total Group A Offenses		93	38	34	2	
Domestic Violence Victims								
Offense	Reported	Cleared						
Murder	0	0						
Aggravated Assault	0	0						
Simple Assault	3	2						
Intimidation	0	0						
Stalking	0	0						
Forcible Rape	0	0						
Forcible Sodomy	0	0						
Sexual Assault W/Object	0	0						
Forcible Fondling	0	0						
Incest	0	0						
Statutory Rape	0	0						
Kidnapping/Abduction	0	0						
Commercial Sex Acts	0	0						
Involuntary Servitude	0	0						
Total	3	2						
Group B Arrests								
Offense	Adult	Juvenile						
Bad Checks	0	0						
Curfew/Vagrancy	0	0						
Disorderly Conduct	2	0						
DUI	16	0						
Drunkenness	9	0						
Family-Non Violent	0	0						
Liquor Law Violations	0	0						
Peeping Tom	0	0						
Trespass	2	0						
All Other Offenses	44	1						
Total Group B	73	1						

Crime in Tennessee 2022

(*) Offenses are counted using the FBI Units of Count for Crime

(**) The 'Arrests' column shows arrests made for incidents during the selected period, regardless of arrest date. Arrest counts for the same period may change over time.

Morristown Police Department - NIBRS Agency Crime Overview - 2022

2022 Population Estimate		30,988		Offenses (*)		Arrests (**)		
Offense Overview		Group A Offenses		Reported	Cleared	Adult	Juvenile	
Offense Total	4,132	Crimes Against Persons						
Number Cleared	2,327	Murder		0	0	0	0	
Percent Cleared	56.32%	Negligent Manslaughter		0	0	0	0	
Group A Crimes per 100,000 population	13,334.2	Negligent Vehicular Manslaughter		0	0	0	0	
		Kidnapping/Abduction		16	9	0	0	
		Forcible Rape		11	4	0	0	
		Forcible Sodomy		4	0	0	0	
		Sexual Assault W/Object		0	0	0	0	
		Forcible Fondling		21	13	1	1	
		Incest		0	0	0	0	
		Statutory Rape		2	0	0	0	
		Aggravated Assault		195	129	41	8	
		Simple Assault		603	469	133	37	
		Intimidation		255	136	16	10	
		Stalking		1	1	0	0	
		Commercial Sex Acts		0	0	0	0	
		Involuntary Servitude		0	0	0	0	
		Crimes Against Property						
		Arson		6	5	0	0	
		Bribery		2	1	0	0	
		Burglary		135	38	27	6	
		Counterfeiting/Forgery		64	16	12	0	
		Destruction/Damage/Vandalism		333	141	27	8	
		Embezzlement		41	21	10	1	
		Extortion/Blackmail		11	1	0	0	
		Fraud - False Pretenses		264	98	35	3	
		Fraud - Credit Card/ATM		162	85	13	0	
		Fraud - Impersonation		37	14	12	1	
		Fraud - Welfare		0	0	0	0	
		Fraud - Wire		23	0	0	0	
		Fraud - Identity Theft		0	0	1	0	
		Fraud - Computer Hacking/Invasion		8	1	0	0	
		Robbery		14	11	7	6	
		Theft - Pocket-picking		3	1	0	0	
		Theft - Purse Snatching		3	1	0	1	
		Theft - Shoplifting		312	215	211	4	
		Theft From Building		131	41	8	1	
		Theft From Coin Machine		4	1	0	0	
		Theft From Motor Vehicle		127	19	12	1	
		Theft of Motor Vehicle Parts		61	6	0	0	
		Theft - All Other Larceny		215	52	19	2	
		Motor Vehicle Theft		165	81	33	4	
		Stolen Property Offenses		11	10	7	1	
		Crimes Against Society						
		Animal Cruelty		1	0	0	0	
		Drug/Narcotic Violations		488	401	309	57	
		Drug/Narcotic Equipment Violations		290	244	31	1	
		Gambling - Betting/Wagering		0	0	0	0	
		Gambling - Operating/Promoting		0	0	0	0	
		Gambling - Equipment Violations		0	0	0	0	
		Gambling - Sports Tampering		0	0	0	0	
		Pornography/Obscene Material		36	3	0	0	
		Prostitution		0	0	0	0	
		Prostitution Assisting/Promoting		0	0	0	0	
		Purchasing Prostitution		0	0	0	0	
		Weapon Law Violations		77	59	25	2	
		Total Group A Offenses		4,132	2,327	990	155	
Domestic Violence Victims								
Offense	Reported	Cleared						
Murder	0	0						
Aggravated Assault	75	62						
Simple Assault	402	322						
Intimidation	93	69						
Stalking	0	0						
Forcible Rape	3	3						
Forcible Sodomy	3	0						
Sexual Assault W/Object	0	0						
Forcible Fondling	4	3						
Incest	0	0						
Statutory Rape	0	0						
Kidnapping/Abduction	4	2						
Commercial Sex Acts	0	0						
Involuntary Servitude	0	0						
Total	584	461						
Group B Arrests								
Offense	Adult	Juvenile						
Bad Checks	1	0						
Curfew/Vagrancy	0	0						
Disorderly Conduct	21	4						
DUI	158	2						
Drunkenness	164	0						
Family-Non Violent	8	0						
Liquor Law Violations	7	6						
Peeping Tom	0	0						
Trespass	51	4						
All Other Offenses	53	8						
Total Group B	463	24						

Crime in Tennessee 2022

(*) Offenses are counted using the FBI Units of Count for Crime

(**) The 'Arrests' column shows arrests made for incidents during the selected period, regardless of arrest date. Arrest counts for the same period may change over time.

Moscow Police Department - NIBRS Agency Crime Overview - 2022

2022 Population Estimate		554	Offenses (*)		Arrests (**)		
			Reported	Cleared	Adult	Juvenile	
Offense Overview			Group A Offenses				
			Crimes Against Persons				
Offense Total	0		Murder	0	0	0	0
Number Cleared	0		Negligent Manslaughter	0	0	0	0
Percent Cleared	0.00%		Negligent Vehicular Manslaughter	0	0	0	0
Group A Crimes per 100,000 population	0.0		Kidnapping/Abduction	0	0	0	0
			Forcible Rape	0	0	0	0
			Forcible Sodomy	0	0	0	0
			Sexual Assault W/Object	0	0	0	0
			Forcible Fondling	0	0	0	0
			Incest	0	0	0	0
			Statutory Rape	0	0	0	0
			Aggravated Assault	0	0	0	0
			Simple Assault	0	0	0	0
			Intimidation	0	0	0	0
			Stalking	0	0	0	0
			Commercial Sex Acts	0	0	0	0
			Involuntary Servitude	0	0	0	0
			Crimes Against Property				
			Arson	0	0	0	0
			Bribery	0	0	0	0
			Burglary	0	0	0	0
			Counterfeiting/Forgery	0	0	0	0
			Destruction/Damage/Vandalism	0	0	0	0
			Embezzlement	0	0	0	0
			Extortion/Blackmail	0	0	0	0
			Fraud - False Pretenses	0	0	0	0
			Fraud - Credit Card/ATM	0	0	0	0
			Fraud - Impersonation	0	0	0	0
			Fraud - Welfare	0	0	0	0
			Fraud - Wire	0	0	0	0
			Fraud - Identity Theft	0	0	0	0
			Fraud - Computer Hacking/Invasion	0	0	0	0
			Robbery	0	0	0	0
			Theft - Pocket-picking	0	0	0	0
			Theft - Purse Snatching	0	0	0	0
			Theft - Shoplifting	0	0	0	0
			Theft From Building	0	0	0	0
			Theft From Coin Machine	0	0	0	0
			Theft From Motor Vehicle	0	0	0	0
			Theft of Motor Vehicle Parts	0	0	0	0
			Theft - All Other Larceny	0	0	0	0
			Motor Vehicle Theft	0	0	0	0
			Stolen Property Offenses	0	0	0	0
			Crimes Against Society				
			Animal Cruelty	0	0	0	0
			Drug/Narcotic Violations	0	0	0	0
			Drug/Narcotic Equipment Violations	0	0	0	0
			Gambling - Betting/Wagering	0	0	0	0
			Gambling - Operating/Promoting	0	0	0	0
			Gambling - Equipment Violations	0	0	0	0
			Gambling - Sports Tampering	0	0	0	0
			Pornography/Obscene Material	0	0	0	0
			Prostitution	0	0	0	0
			Prostitution Assisting/Promoting	0	0	0	0
			Purchasing Prostitution	0	0	0	0
			Weapon Law Violations	0	0	0	0
			Total Group A Offenses	0	0	0	0
Domestic Violence Victims							
Offense	Reported	Cleared					
Murder	0	0					
Aggravated Assault	0	0					
Simple Assault	0	0					
Intimidation	0	0					
Stalking	0	0					
Forcible Rape	0	0					
Forcible Sodomy	0	0					
Sexual Assault W/Object	0	0					
Forcible Fondling	0	0					
Incest	0	0					
Statutory Rape	0	0					
Kidnapping/Abduction	0	0					
Commercial Sex Acts	0	0					
Involuntary Servitude	0	0					
Total	0	0					
Group B Arrests							
Offense	Adult	Juvenile					
Bad Checks	0	0					
Curfew/Vagrancy	0	0					
Disorderly Conduct	0	0					
DUI	0	0					
Drunkenness	0	0					
Family-Non Violent	0	0					
Liquor Law Violations	0	0					
Peeping Tom	0	0					
Trespass	0	0					
All Other Offenses	0	0					
Total Group B	0	0					

Crime in Tennessee 2022

(*) Offenses are counted using the FBI Units of Count for Crime

(**) The 'Arrests' column shows arrests made for incidents during the selected period, regardless of arrest date. Arrest counts for the same period may change over time.

Mosheim Police Department - NIBRS Agency Crime Overview - 2022

2022 Population Estimate		2,488		Offenses (*)		Arrests (**)		
Offense Overview		Group A Offenses		Reported	Cleared	Adult	Juvenile	
Offense Total	200	Crimes Against Persons						
Number Cleared	75	Murder		0	0	0	0	
Percent Cleared	37.50%	Negligent Manslaughter		0	0	0	0	
Group A Crimes per 100,000 population	8,038.6	Negligent Vehicular Manslaughter		0	0	0	0	
		Kidnapping/Abduction		0	0	0	0	
		Forcible Rape		1	0	0	0	
		Forcible Sodomy		0	0	0	0	
		Sexual Assault W/Object		0	0	0	0	
		Forcible Fondling		2	0	0	0	
		Incest		0	0	0	0	
		Statutory Rape		0	0	0	0	
		Aggravated Assault		7	4	6	0	
		Simple Assault		22	9	5	1	
		Intimidation		7	2	1	0	
		Stalking		0	0	0	0	
		Commercial Sex Acts		0	0	0	0	
		Involuntary Servitude		0	0	0	0	
		Crimes Against Property						
		Arson		0	0	0	0	
		Bribery		0	0	0	0	
		Burglary		10	2	1	0	
		Counterfeiting/Forgery		5	1	1	0	
		Destruction/Damage/Vandalism		24	4	0	0	
		Embezzlement		2	2	1	0	
		Extortion/Blackmail		0	0	0	0	
		Fraud - False Pretenses		4	0	0	0	
		Fraud - Credit Card/ATM		0	0	0	0	
		Fraud - Impersonation		0	0	0	0	
		Fraud - Welfare		0	0	0	0	
		Fraud - Wire		2	2	1	0	
		Fraud - Identity Theft		0	0	0	0	
		Fraud - Computer Hacking/Invasion		0	0	0	0	
		Robbery		0	0	0	0	
		Theft - Pocket-picking		0	0	0	0	
		Theft - Purse Snatching		0	0	0	0	
		Theft - Shoplifting		3	1	0	1	
		Theft From Building		7	1	1	0	
		Theft From Coin Machine		0	0	0	0	
		Theft From Motor Vehicle		4	1	0	0	
		Theft of Motor Vehicle Parts		4	0	0	0	
		Theft - All Other Larceny		21	4	1	0	
		Motor Vehicle Theft		12	5	2	1	
		Stolen Property Offenses		0	0	0	0	
		Crimes Against Society						
		Animal Cruelty		1	1	1	0	
		Drug/Narcotic Violations		25	16	19	0	
		Drug/Narcotic Equipment Violations		32	17	3	0	
		Gambling - Betting/Wagering		0	0	0	0	
		Gambling - Operating/Promoting		0	0	0	0	
		Gambling - Equipment Violations		0	0	0	0	
		Gambling - Sports Tampering		0	0	0	0	
		Pornography/Obscene Material		1	0	0	0	
		Prostitution		0	0	0	0	
		Prostitution Assisting/Promoting		0	0	0	0	
		Purchasing Prostitution		0	0	0	0	
		Weapon Law Violations		4	3	0	0	
		Total Group A Offenses		200	75	43	3	
Domestic Violence Victims								
Offense	Reported	Cleared						
Murder	0	0						
Aggravated Assault	3	2						
Simple Assault	14	5						
Intimidation	4	0						
Stalking	0	0						
Forcible Rape	0	0						
Forcible Sodomy	0	0						
Sexual Assault W/Object	0	0						
Forcible Fondling	1	0						
Incest	0	0						
Statutory Rape	0	0						
Kidnapping/Abduction	0	0						
Commercial Sex Acts	0	0						
Involuntary Servitude	0	0						
Total	22	7						
Group B Arrests								
Offense	Adult	Juvenile						
Bad Checks	1	0						
Curfew/Vagrancy	0	0						
Disorderly Conduct	0	0						
DUI	5	0						
Drunkenness	6	0						
Family-Non Violent	0	0						
Liquor Law Violations	0	0						
Peeping Tom	0	0						
Trespass	1	0						
All Other Offenses	34	0						
Total Group B	47	0						

Crime in Tennessee 2022

(*) Offenses are counted using the FBI Units of Count for Crime

(**) The 'Arrests' column shows arrests made for incidents during the selected period, regardless of arrest date. Arrest counts for the same period may change over time.

Mount Carmel Police Department - NIBRS Agency Crime Overview - 2022

2022 Population Estimate		5,522		Offenses (*)		Arrests (**)		
Offense Overview		Group A Offenses		Reported	Cleared	Adult	Juvenile	
Offense Total	151	Crimes Against Persons						
Number Cleared	39	Murder		0	0	0	0	
Percent Cleared	25.83%	Negligent Manslaughter		0	0	0	0	
Group A Crimes per 100,000 population	2,734.5	Negligent Vehicular Manslaughter		0	0	0	0	
		Kidnapping/Abduction		0	0	0	0	
		Forcible Rape		1	0	0	0	
		Forcible Sodomy		0	0	0	0	
		Sexual Assault W/Object		0	0	0	0	
		Forcible Fondling		1	1	0	0	
		Incest		0	0	0	0	
		Statutory Rape		0	0	0	0	
		Aggravated Assault		10	6	5	0	
		Simple Assault		15	7	5	1	
		Intimidation		0	0	0	0	
		Stalking		0	0	0	0	
		Commercial Sex Acts		0	0	0	0	
		Involuntary Servitude		0	0	0	0	
		Crimes Against Property						
		Arson		0	0	0	0	
		Bribery		0	0	0	0	
		Burglary		12	2	1	0	
		Counterfeiting/Forgery		3	0	0	0	
		Destruction/Damage/Vandalism		15	1	0	0	
		Embezzlement		0	0	0	0	
		Extortion/Blackmail		0	0	0	0	
		Fraud - False Pretenses		4	0	0	0	
		Fraud - Credit Card/ATM		2	0	0	0	
		Fraud - Impersonation		0	0	0	0	
		Fraud - Welfare		0	0	0	0	
		Fraud - Wire		1	0	0	0	
		Fraud - Identity Theft		0	0	0	0	
		Fraud - Computer Hacking/Invasion		0	0	0	0	
		Robbery		0	0	0	0	
		Theft - Pocket-picking		1	0	0	0	
		Theft - Purse Snatching		0	0	0	0	
		Theft - Shoplifting		0	0	0	0	
		Theft From Building		6	0	0	0	
		Theft From Coin Machine		0	0	0	0	
		Theft From Motor Vehicle		16	1	0	0	
		Theft of Motor Vehicle Parts		4	0	0	0	
		Theft - All Other Larceny		11	0	0	0	
		Motor Vehicle Theft		11	1	0	0	
		Stolen Property Offenses		0	0	0	0	
		Crimes Against Society						
		Animal Cruelty		2	1	1	0	
		Drug/Narcotic Violations		17	7	12	0	
		Drug/Narcotic Equipment Violations		13	8	4	0	
		Gambling - Betting/Wagering		0	0	0	0	
		Gambling - Operating/Promoting		0	0	0	0	
		Gambling - Equipment Violations		0	0	0	0	
		Gambling - Sports Tampering		0	0	0	0	
		Pornography/Obscene Material		0	0	0	0	
		Prostitution		0	0	0	0	
		Prostitution Assisting/Promoting		0	0	0	0	
		Purchasing Prostitution		0	0	0	0	
		Weapon Law Violations		6	4	1	0	
		Total Group A Offenses		151	39	29	1	
Domestic Violence Victims								
Offense	Reported	Cleared						
Murder	0	0						
Aggravated Assault	5	4						
Simple Assault	10	5						
Intimidation	0	0						
Stalking	0	0						
Forcible Rape	1	0						
Forcible Sodomy	0	0						
Sexual Assault W/Object	0	0						
Forcible Fondling	0	0						
Incest	0	0						
Statutory Rape	0	0						
Kidnapping/Abduction	0	0						
Commercial Sex Acts	0	0						
Involuntary Servitude	0	0						
Total	16	9						
Group B Arrests								
Offense	Adult	Juvenile						
Bad Checks	0	0						
Curfew/Vagrancy	0	0						
Disorderly Conduct	1	0						
DUI	4	0						
Drunkenness	1	0						
Family-Non Violent	0	0						
Liquor Law Violations	0	0						
Peeping Tom	0	0						
Trespass	1	0						
All Other Offenses	5	0						
Total Group B	12	0						

Crime in Tennessee 2022

(*) Offenses are counted using the FBI Units of Count for Crime

(**) The 'Arrests' column shows arrests made for incidents during the selected period, regardless of arrest date. Arrest counts for the same period may change over time.

Mount Juliet Police Department - NIBRS Agency Crime Overview - 2022

2022 Population Estimate		41,849		Offenses (*)		Arrests (**)		
Offense Overview		Group A Offenses		Reported	Cleared	Adult	Juvenile	
Offense Total	1,617	Crimes Against Persons						
Number Cleared	1,069	Murder		0	0	0	0	
Percent Cleared	66.11%	Negligent Manslaughter		0	0	0	0	
Group A Crimes per 100,000 population	3,863.9	Negligent Vehicular Manslaughter		0	0	0	0	
		Kidnapping/Abduction		3	3	0	0	
		Forcible Rape		1	0	0	0	
		Forcible Sodomy		1	0	0	0	
		Sexual Assault W/Object		0	0	0	0	
		Forcible Fondling		5	1	0	0	
		Incest		0	0	0	0	
		Statutory Rape		0	0	0	0	
		Aggravated Assault		36	28	18	1	
		Simple Assault		162	103	52	10	
		Intimidation		8	4	1	0	
		Stalking		0	0	0	0	
		Commercial Sex Acts		0	0	0	0	
		Involuntary Servitude		0	0	0	0	
		Crimes Against Property						
		Arson		0	0	0	0	
		Bribery		0	0	0	0	
		Burglary		19	3	1	0	
		Counterfeiting/Forgery		22	12	7	0	
		Destruction/Damage/Vandalism		118	20	3	1	
		Embezzlement		14	12	7	0	
		Extortion/Blackmail		5	0	0	0	
		Fraud - False Pretenses		46	17	0	0	
		Fraud - Credit Card/ATM		32	7	5	0	
		Fraud - Impersonation		12	6	4	0	
		Fraud - Welfare		0	0	0	0	
		Fraud - Wire		7	1	0	0	
		Fraud - Identity Theft		0	0	0	0	
		Fraud - Computer Hacking/Invasion		0	0	0	0	
		Robbery		2	2	0	1	
		Theft - Pocket-picking		0	0	0	0	
		Theft - Purse Snatching		0	0	0	0	
		Theft - Shoplifting		207	121	110	11	
		Theft From Building		48	6	0	0	
		Theft From Coin Machine		1	0	0	0	
		Theft From Motor Vehicle		49	5	1	1	
		Theft of Motor Vehicle Parts		11	0	0	0	
		Theft - All Other Larceny		33	2	0	0	
		Motor Vehicle Theft		28	10	8	2	
		Stolen Property Offenses		74	55	47	2	
		Crimes Against Society						
		Animal Cruelty		2	0	0	0	
		Drug/Narcotic Violations		438	423	322	7	
		Drug/Narcotic Equipment Violations		181	178	41	0	
		Gambling - Betting/Wagering		0	0	0	0	
		Gambling - Operating/Promoting		0	0	0	0	
		Gambling - Equipment Violations		0	0	0	0	
		Gambling - Sports Tampering		0	0	0	0	
		Pornography/Obscene Material		0	0	0	0	
		Prostitution		0	0	0	0	
		Prostitution Assisting/Promoting		0	0	0	0	
		Purchasing Prostitution		0	0	0	0	
		Weapon Law Violations		52	50	17	0	
		Total Group A Offenses		1,617	1,069	644	36	
Domestic Violence Victims								
Offense	Reported	Cleared						
Murder	0	0						
Aggravated Assault	14	14						
Simple Assault	101	68						
Intimidation	0	0						
Stalking	0	0						
Forcible Rape	0	0						
Forcible Sodomy	0	0						
Sexual Assault W/Object	0	0						
Forcible Fondling	0	0						
Incest	0	0						
Statutory Rape	0	0						
Kidnapping/Abduction	3	3						
Commercial Sex Acts	0	0						
Involuntary Servitude	0	0						
Total	118	85						
Group B Arrests								
Offense	Adult	Juvenile						
Bad Checks	0	0						
Curfew/Vagrancy	0	0						
Disorderly Conduct	7	1						
DUI	111	0						
Drunkenness	0	0						
Family-Non Violent	2	0						
Liquor Law Violations	6	0						
Peeping Tom	0	0						
Trespass	11	0						
All Other Offenses	1,355	6						
Total Group B	1,492	7						

Crime in Tennessee 2022

(*) Offenses are counted using the FBI Units of Count for Crime

(**) The 'Arrests' column shows arrests made for incidents during the selected period, regardless of arrest date. Arrest counts for the same period may change over time.

Mount Pleasant Police Department - NIBRS Agency Crime Overview - 2022

2022 Population Estimate		4,871		Offenses (*)		Arrests (**)		
Offense Overview		Group A Offenses		Reported	Cleared	Adult	Juvenile	
Offense Total	231	Crimes Against Persons						
Number Cleared	104	Murder		0	0	0	0	
Percent Cleared	45.02%	Negligent Manslaughter		0	0	0	0	
Group A Crimes per 100,000 population	4,742.4	Negligent Vehicular Manslaughter		0	0	0	0	
		Kidnapping/Abduction		3	0	0	0	
		Forcible Rape		3	2	1	0	
		Forcible Sodomy		0	0	0	0	
		Sexual Assault W/Object		1	0	0	0	
		Forcible Fondling		3	0	0	0	
		Incest		0	0	0	0	
		Statutory Rape		0	0	0	0	
		Aggravated Assault		25	17	12	2	
		Simple Assault		37	18	13	0	
		Intimidation		11	1	0	0	
		Stalking		0	0	0	0	
		Commercial Sex Acts		0	0	0	0	
		Involuntary Servitude		0	0	0	0	
		Crimes Against Property						
		Arson		1	1	0	0	
		Bribery		0	0	0	0	
		Burglary		12	2	1	0	
		Counterfeiting/Forgery		7	4	3	1	
		Destruction/Damage/Vandalism		18	6	2	1	
		Embezzlement		1	0	0	0	
		Extortion/Blackmail		0	0	0	0	
		Fraud - False Pretenses		1	0	0	0	
		Fraud - Credit Card/ATM		2	1	1	0	
		Fraud - Impersonation		0	0	1	0	
		Fraud - Welfare		0	0	0	0	
		Fraud - Wire		1	0	0	0	
		Fraud - Identity Theft		3	0	0	0	
		Fraud - Computer Hacking/Invasion		0	0	0	0	
		Robbery		1	0	0	0	
		Theft - Pocket-picking		0	0	0	0	
		Theft - Purse Snatching		0	0	0	0	
		Theft - Shoplifting		5	2	2	0	
		Theft From Building		4	1	2	0	
		Theft From Coin Machine		0	0	0	0	
		Theft From Motor Vehicle		9	0	0	0	
		Theft of Motor Vehicle Parts		5	0	0	0	
		Theft - All Other Larceny		22	5	2	0	
		Motor Vehicle Theft		13	4	2	0	
		Stolen Property Offenses		2	0	0	0	
		Crimes Against Society						
		Animal Cruelty		0	0	0	0	
		Drug/Narcotic Violations		23	23	16	1	
		Drug/Narcotic Equipment Violations		14	14	2	0	
		Gambling - Betting/Wagering		0	0	0	0	
		Gambling - Operating/Promoting		0	0	0	0	
		Gambling - Equipment Violations		0	0	0	0	
		Gambling - Sports Tampering		0	0	0	0	
		Pornography/Obscene Material		0	0	0	0	
		Prostitution		0	0	0	0	
		Prostitution Assisting/Promoting		0	0	0	0	
		Purchasing Prostitution		0	0	0	0	
		Weapon Law Violations		4	3	2	0	
		Total Group A Offenses		231	104	62	5	
Domestic Violence Victims								
Offense	Reported	Cleared						
Murder	0	0						
Aggravated Assault	16	13						
Simple Assault	26	15						
Intimidation	2	1						
Stalking	0	0						
Forcible Rape	1	1						
Forcible Sodomy	0	0						
Sexual Assault W/Object	0	0						
Forcible Fondling	1	0						
Incest	0	0						
Statutory Rape	0	0						
Kidnapping/Abduction	0	0						
Commercial Sex Acts	0	0						
Involuntary Servitude	0	0						
Total	46	30						
Group B Arrests								
Offense	Adult	Juvenile						
Bad Checks	0	0						
Curfew/Vagrancy	0	0						
Disorderly Conduct	5	0						
DUI	21	0						
Drunkenness	1	0						
Family-Non Violent	2	0						
Liquor Law Violations	0	0						
Peeping Tom	0	0						
Trespass	2	0						
All Other Offenses	24	2						
Total Group B	55	2						

Crime in Tennessee 2022

(*) Offenses are counted using the FBI Units of Count for Crime

(**) The 'Arrests' column shows arrests made for incidents during the selected period, regardless of arrest date. Arrest counts for the same period may change over time.

Mountain City Police Department - NIBRS Agency Crime Overview - 2022

2022 Population Estimate		2,467		Offenses (*)		Arrests (**)	
Offense Overview		Group A Offenses		Reported	Cleared	Adult	Juvenile
Offense Total	132	Crimes Against Persons					
Number Cleared	52	Murder		0	0	0	0
Percent Cleared	39.39%	Negligent Manslaughter		0	0	0	0
Group A Crimes per 100,000 population	5,350.6	Negligent Vehicular Manslaughter		0	0	0	0
		Kidnapping/Abduction		0	0	0	0
		Forcible Rape		0	0	0	0
		Forcible Sodomy		0	0	0	0
		Sexual Assault W/Object		0	0	0	0
		Forcible Fondling		0	0	0	0
		Incest		0	0	0	0
		Statutory Rape		0	0	0	0
		Aggravated Assault		15	8	4	0
		Simple Assault		23	10	8	0
		Intimidation		4	0	0	0
		Stalking		0	0	0	0
		Commercial Sex Acts		0	0	0	0
		Involuntary Servitude		0	0	0	0
		Crimes Against Property					
		Arson		0	0	0	0
		Bribery		0	0	0	0
		Burglary		7	2	2	0
		Counterfeiting/Forgery		1	0	0	0
		Destruction/Damage/Vandalism		12	0	0	0
		Embezzlement		0	0	0	0
		Extortion/Blackmail		1	0	0	0
		Fraud - False Pretenses		5	1	1	0
		Fraud - Credit Card/ATM		0	0	0	0
		Fraud - Impersonation		0	0	0	0
		Fraud - Welfare		0	0	0	0
		Fraud - Wire		0	0	0	0
		Fraud - Identity Theft		1	0	0	0
		Fraud - Computer Hacking/Invasion		0	0	0	0
		Robbery		0	0	0	0
		Theft - Pocket-picking		0	0	0	0
		Theft - Purse Snatching		0	0	0	0
		Theft - Shoplifting		7	1	1	0
		Theft From Building		9	2	2	0
		Theft From Coin Machine		0	0	0	0
		Theft From Motor Vehicle		2	0	0	0
		Theft of Motor Vehicle Parts		1	0	0	0
		Theft - All Other Larceny		11	1	1	0
		Motor Vehicle Theft		4	0	0	0
		Stolen Property Offenses		0	0	0	0
		Crimes Against Society					
		Animal Cruelty		0	0	0	0
		Drug/Narcotic Violations		26	25	26	0
		Drug/Narcotic Equipment Violations		2	1	1	0
		Gambling - Betting/Wagering		0	0	0	0
		Gambling - Operating/Promoting		0	0	0	0
		Gambling - Equipment Violations		0	0	0	0
		Gambling - Sports Tampering		0	0	0	0
		Pornography/Obscene Material		0	0	0	0
		Prostitution		0	0	0	0
		Prostitution Assisting/Promoting		0	0	0	0
		Purchasing Prostitution		0	0	0	0
		Weapon Law Violations		1	1	0	0
		Total Group A Offenses		132	52	46	0

Domestic Violence Victims		
Offense	Reported	Cleared
Murder	0	0
Aggravated Assault	6	6
Simple Assault	13	9
Intimidation	3	0
Stalking	0	0
Forcible Rape	0	0
Forcible Sodomy	0	0
Sexual Assault W/Object	0	0
Forcible Fondling	0	0
Incest	0	0
Statutory Rape	0	0
Kidnapping/Abduction	0	0
Commercial Sex Acts	0	0
Involuntary Servitude	0	0
Total	22	15

Group B Arrests		
Offense	Adult	Juvenile
Bad Checks	0	0
Curfew/Vagrancy	0	0
Disorderly Conduct	8	0
DUI	10	0
Drunkenness	15	0
Family-Non Violent	1	0
Liquor Law Violations	0	0
Peeping Tom	0	0
Trespass	14	0
All Other Offenses	1	0
Total Group B	49	0

Crime in Tennessee 2022

(*) Offenses are counted using the FBI Units of Count for Crime

(**) The 'Arrests' column shows arrests made for incidents during the selected period, regardless of arrest date. Arrest counts for the same period may change over time.

Munford Police Department - NIBRS Agency Crime Overview - 2022

2022 Population Estimate		6,466		Offenses (*)		Arrests (**)	
Offense Overview		Group A Offenses		Reported	Cleared	Adult	Juvenile
Offense Total	420	Crimes Against Persons					
Number Cleared	245	Murder		0	0	0	0
Percent Cleared	58.33%	Negligent Manslaughter		0	0	0	0
Group A Crimes per 100,000 population	6,495.5	Negligent Vehicular Manslaughter		0	0	0	0
		Kidnapping/Abduction		0	0	0	0
		Forcible Rape		3	0	0	0
		Forcible Sodomy		0	0	0	0
		Sexual Assault W/Object		0	0	0	0
		Forcible Fondling		5	0	0	0
		Incest		0	0	0	0
		Statutory Rape		0	0	0	0
		Aggravated Assault		7	5	3	2
		Simple Assault		41	19	12	5
		Intimidation		14	1	1	0
		Stalking		2	1	1	0
		Commercial Sex Acts		0	0	0	0
		Involuntary Servitude		0	0	0	0
		Crimes Against Property					
		Arson		1	0	0	0
		Bribery		0	0	0	0
		Burglary		13	1	1	0
		Counterfeiting/Forgery		4	2	2	0
		Destruction/Damage/Vandalism		37	7	3	2
		Embezzlement		2	0	0	0
		Extortion/Blackmail		0	0	0	0
		Fraud - False Pretenses		12	0	0	0
		Fraud - Credit Card/ATM		2	0	0	0
		Fraud - Impersonation		3	3	0	0
		Fraud - Welfare		0	0	0	0
		Fraud - Wire		0	0	0	0
		Fraud - Identity Theft		4	0	0	0
		Fraud - Computer Hacking/Invasion		0	0	0	0
		Robbery		0	0	0	0
		Theft - Pocket-picking		0	0	0	0
		Theft - Purse Snatching		0	0	0	0
		Theft - Shoplifting		4	2	0	1
		Theft From Building		15	2	0	1
		Theft From Coin Machine		0	0	0	0
		Theft From Motor Vehicle		9	0	0	0
		Theft of Motor Vehicle Parts		8	0	0	0
		Theft - All Other Larceny		16	1	0	0
		Motor Vehicle Theft		9	2	1	0
		Stolen Property Offenses		5	5	2	0
		Crimes Against Society					
		Animal Cruelty		1	1	1	0
		Drug/Narcotic Violations		117	111	100	6
		Drug/Narcotic Equipment Violations		71	70	18	0
		Gambling - Betting/Wagering		0	0	0	0
		Gambling - Operating/Promoting		0	0	0	0
		Gambling - Equipment Violations		0	0	0	0
		Gambling - Sports Tampering		0	0	0	0
		Pornography/Obscene Material		3	0	0	0
		Prostitution		0	0	0	0
		Prostitution Assisting/Promoting		0	0	0	0
		Purchasing Prostitution		0	0	0	0
		Weapon Law Violations		12	12	5	1
		Total Group A Offenses		420	245	150	18

Domestic Violence Victims		
Offense	Reported	Cleared
Murder	0	0
Aggravated Assault	4	4
Simple Assault	29	13
Intimidation	7	1
Stalking	2	1
Forcible Rape	1	0
Forcible Sodomy	0	0
Sexual Assault W/Object	0	0
Forcible Fondling	2	0
Incest	0	0
Statutory Rape	0	0
Kidnapping/Abduction	0	0
Commercial Sex Acts	0	0
Involuntary Servitude	0	0
Total	45	19

Group B Arrests		
Offense	Adult	Juvenile
Bad Checks	0	0
Curfew/Vagrancy	0	7
Disorderly Conduct	1	1
DUI	23	0
Drunkenness	7	0
Family-Non Violent	3	0
Liquor Law Violations	1	0
Peeping Tom	0	0
Trespass	2	0
All Other Offenses	52	4
Total Group B	89	12

Crime in Tennessee 2022

(*) Offenses are counted using the FBI Units of Count for Crime

(**) The 'Arrests' column shows arrests made for incidents during the selected period, regardless of arrest date. Arrest counts for the same period may change over time.

Murfreesboro Police Department - NIBRS Agency Crime Overview - 2022

2022 Population Estimate		161,810	Offenses (*)		Arrests (**)		
Offense Overview			Reported	Cleared	Adult	Juvenile	
Group A Offenses							
Crimes Against Persons							
Offense Total	12,877	Murder	9	2	2	0	
Number Cleared	3,493	Negligent Manslaughter	0	0	0	0	
Percent Cleared	27.13%	Negligent Vehicular Manslaughter	0	0	0	0	
Group A Crimes per 100,000 population	7,958.1	Kidnapping/Abduction	139	41	31	0	
Arrest Overview							
Total Arrests	3,257	Forcible Rape	82	12	1	0	
Adult Arrests	3,116	Forcible Sodomy	11	0	0	0	
Juvenile Arrests	141	Sexual Assault W/Object	20	6	0	0	
Unknown Age	0	Forcible Fondling	58	5	1	0	
Arrests per 100,000 population	2,012.9	Incest	0	0	0	0	
Average number offenses/incident	1.29	Statutory Rape	8	2	1	0	
Domestic Violence Victims							
Crimes Against Property							
Offense	Reported	Cleared	Arson	6	0	0	0
Murder	1	1	Bribery	2	1	0	0
Aggravated Assault	219	112	Burglary	296	37	40	8
Simple Assault	1,884	402	Counterfeiting/Forgery	97	36	36	6
Intimidation	600	25	Destruction/Damage/Vandalism	860	73	16	4
Stalking	55	0	Embezzlement	40	6	0	1
Forcible Rape	22	3	Extortion/Blackmail	54	1	0	0
Forcible Sodomy	3	0	Fraud - False Pretenses	832	27	14	0
Sexual Assault W/Object	5	2	Fraud - Credit Card/ATM	189	3	0	0
Forcible Fondling	28	2	Fraud - Impersonation	104	53	37	1
Incest	0	0	Fraud - Welfare	2	0	0	0
Statutory Rape	1	0	Fraud - Wire	12	0	0	0
Kidnapping/Abduction	115	33	Fraud - Identity Theft	35	1	2	0
Commercial Sex Acts	0	0	Fraud - Computer Hacking/Invasion	1	0	0	0
Involuntary Servitude	0	0	Robbery	59	15	12	1
Total	2,933	580	Theft - Pocket-picking	5	0	0	0
Group B Arrests			Theft - Purse Snatching	1	0	0	0
Offense	Adult	Juvenile	Theft - Shoplifting	1,081	170	139	2
Bad Checks	0	0	Theft From Building	167	8	7	0
Curfew/Vagrancy	0	10	Theft From Coin Machine	0	0	0	0
Disorderly Conduct	28	3	Theft From Motor Vehicle	613	15	2	4
DUI	507	3	Theft of Motor Vehicle Parts	137	0	0	0
Drunkenness	225	2	Theft - All Other Larceny	800	34	49	7
Family-Non Violent	2	0	Motor Vehicle Theft	372	34	10	13
Liquor Law Violations	14	2	Stolen Property Offenses	86	56	13	1
Peeping Tom	0	0	Crimes Against Society				
Trespass	86	4	Animal Cruelty	12	3	4	0
All Other Offenses	131	4	Drug/Narcotic Violations	1,178	1,049	933	18
Total Group B	993	28	Drug/Narcotic Equipment Violations	857	757	194	1
			Gambling - Betting/Wagering	0	0	0	0
			Gambling - Operating/Promoting	0	0	0	0
			Gambling - Equipment Violations	1	0	0	0
			Gambling - Sports Tampering	0	0	0	0
			Pornography/Obscene Material	16	0	0	0
			Prostitution	7	5	3	0
			Prostitution Assisting/Promoting	3	1	5	0
			Purchasing Prostitution	0	0	0	0
			Weapon Law Violations	233	224	62	6
			Total Group A Offenses	12,877	3,493	2,123	113

Crime in Tennessee 2022

(*) Offenses are counted using the FBI Units of Count for Crime

(**) The 'Arrests' column shows arrests made for incidents during the selected period, regardless of arrest date. Arrest counts for the same period may change over time.

Nashville Metro Airport Police Department - NIBRS Agency Crime Overview - 2022

2022 Population Estimate		N/A	Offenses (*)		Arrests (**)		
			Reported	Cleared	Adult	Juvenile	
Offense Overview			Group A Offenses				
			Crimes Against Persons				
Offense Total	584		Murder	0	0	0	0
Number Cleared	105		Negligent Manslaughter	0	0	0	0
Percent Cleared	17.98%		Negligent Vehicular Manslaughter	0	0	0	0
Group A Crimes per 100,000 population	N/A		Kidnapping/Abduction	0	0	0	0
			Forcible Rape	0	0	0	0
			Forcible Sodomy	0	0	0	0
			Sexual Assault W/Object	1	0	0	0
			Forcible Fondling	0	0	0	0
Arrest Overview			Incest	1	1	1	0
Total Arrests	147		Statutory Rape	0	0	0	0
Adult Arrests	146		Aggravated Assault	1	1	1	0
Juvenile Arrests	1		Simple Assault	31	12	11	0
Unknown Age	0		Intimidation	2	0	0	0
Arrests per 100,000 population	N/A		Stalking	0	0	0	0
			Commercial Sex Acts	0	0	0	0
Average number offenses/incident	1.12		Involuntary Servitude	0	0	0	0
			Crimes Against Property				
Domestic Violence Victims			Arson	0	0	0	0
Offense	Reported	Cleared	Bribery	0	0	0	0
Murder	0	0	Burglary	3	1	0	0
Aggravated Assault	0	0	Counterfeiting/Forgery	2	1	0	0
Simple Assault	5	3	Destruction/Damage/Vandalism	8	1	0	0
Intimidation	0	0	Embezzlement	0	0	0	0
Stalking	0	0	Extortion/Blackmail	0	0	0	0
Forcible Rape	0	0	Fraud - False Pretenses	22	0	0	0
Forcible Sodomy	0	0	Fraud - Credit Card/ATM	2	1	1	0
Sexual Assault W/Object	0	0	Fraud - Impersonation	5	4	4	0
Forcible Fondling	0	0	Fraud - Welfare	0	0	0	0
Incest	0	0	Fraud - Wire	0	0	0	0
Statutory Rape	0	0	Fraud - Identity Theft	1	1	1	0
Kidnapping/Abduction	0	0	Fraud - Computer Hacking/Invasion	0	0	0	0
Commercial Sex Acts	0	0	Robbery	0	0	0	0
Involuntary Servitude	0	0	Theft - Pocket-picking	0	0	0	0
Total	5	3	Theft - Purse Snatching	0	0	0	0
			Theft - Shoplifting	7	2	1	0
			Theft From Building	38	3	3	0
Group B Arrests			Theft From Coin Machine	0	0	0	0
Offense	Adult	Juvenile	Theft From Motor Vehicle	5	1	1	0
Bad Checks	0	0	Theft of Motor Vehicle Parts	21	0	0	0
Curfew/Vagrancy	0	0	Theft - All Other Larceny	24	4	4	0
Disorderly Conduct	15	0	Motor Vehicle Theft	37	2	2	0
DUI	9	0	Stolen Property Offenses	4	3	1	0
Drunkenness	33	1	Crimes Against Society				
Family-Non Violent	0	0	Animal Cruelty	0	0	0	0
Liquor Law Violations	1	0	Drug/Narcotic Violations	125	46	46	0
Peeping Tom	0	0	Drug/Narcotic Equipment Violations	33	12	2	0
Trespass	5	0	Gambling - Betting/Wagering	0	0	0	0
All Other Offenses	1	0	Gambling - Operating/Promoting	0	0	0	0
Total Group B	64	1	Gambling - Equipment Violations	0	0	0	0
			Gambling - Sports Tampering	0	0	0	0
			Pornography/Obscene Material	0	0	0	0
			Prostitution	0	0	0	0
			Prostitution Assisting/Promoting	0	0	0	0
			Purchasing Prostitution	0	0	0	0
			Weapon Law Violations	211	9	3	0
			Total Group A Offenses	584	105	82	0

Crime in Tennessee 2022

(*) Offenses are counted using the FBI Units of Count for Crime

(**) The 'Arrests' column shows arrests made for incidents during the selected period, regardless of arrest date. Arrest counts for the same period may change over time.

Nashville Metro Park Police - NIBRS Agency Crime Overview - 2022

2022 Population Estimate		N/A	Offenses (*)		Arrests (**)		
			Reported	Cleared	Adult	Juvenile	
Offense Overview			Group A Offenses				
			Crimes Against Persons				
Offense Total	119		Murder	0	0	0	0
Number Cleared	10		Negligent Manslaughter	0	0	0	0
Percent Cleared	8.40%		Negligent Vehicular Manslaughter	0	0	0	0
Group A Crimes per 100,000 population	N/A		Kidnapping/Abduction	0	0	0	0
			Forcible Rape	0	0	0	0
			Forcible Sodomy	0	0	0	0
			Sexual Assault W/Object	0	0	0	0
Arrest Overview			Forcible Fondling	0	0	0	0
Total Arrests	29		Incest	0	0	0	0
Adult Arrests	28		Statutory Rape	0	0	0	0
Juvenile Arrests	1		Aggravated Assault	4	1	1	0
Unknown Age	0		Simple Assault	4	0	0	0
Arrests per 100,000 population	N/A		Intimidation	5	0	0	0
			Stalking	0	0	0	0
			Commercial Sex Acts	0	0	0	0
Average number offenses/incident	1.04		Involuntary Servitude	0	0	0	0
			Crimes Against Property				
Domestic Violence Victims			Arson	0	0	0	0
Offense	Reported	Cleared	Bribery	0	0	0	0
Murder	0	0	Burglary	5	0	0	0
Aggravated Assault	0	0	Counterfeiting/Forgery	0	0	0	0
Simple Assault	0	0	Destruction/Damage/Vandalism	27	2	1	0
Intimidation	0	0	Embezzlement	0	0	0	0
Stalking	0	0	Extortion/Blackmail	0	0	0	0
Forcible Rape	0	0	Fraud - False Pretenses	0	0	0	0
Forcible Sodomy	0	0	Fraud - Credit Card/ATM	1	0	0	0
Sexual Assault W/Object	0	0	Fraud - Impersonation	0	0	0	0
Forcible Fondling	0	0	Fraud - Welfare	0	0	0	0
Incest	0	0	Fraud - Wire	0	0	0	0
Statutory Rape	0	0	Fraud - Identity Theft	0	0	0	0
Kidnapping/Abduction	0	0	Fraud - Computer Hacking/Invasion	0	0	0	0
Commercial Sex Acts	0	0	Robbery	1	0	0	0
Involuntary Servitude	0	0	Theft - Pocket-picking	0	0	0	0
Total	0	0	Theft - Purse Snatching	0	0	0	0
			Theft - Shoplifting	0	0	0	0
			Theft From Building	2	0	0	0
Group B Arrests			Theft From Coin Machine	0	0	0	0
Offense	Adult	Juvenile	Theft From Motor Vehicle	53	3	4	0
Bad Checks	0	0	Theft of Motor Vehicle Parts	2	1	0	0
Curfew/Vagrancy	0	0	Theft - All Other Larceny	11	0	1	0
Disorderly Conduct	1	0	Motor Vehicle Theft	1	0	0	0
DUI	0	0	Stolen Property Offenses	0	0	0	0
Drunkenness	1	0	Crimes Against Society				
Family-Non Violent	3	0	Animal Cruelty	0	0	0	0
Liquor Law Violations	1	0	Drug/Narcotic Violations	2	2	1	1
Peeping Tom	0	0	Drug/Narcotic Equipment Violations	1	1	0	0
Trespass	1	0	Gambling - Betting/Wagering	0	0	0	0
All Other Offenses	13	0	Gambling - Operating/Promoting	0	0	0	0
Total Group B	20	0	Gambling - Equipment Violations	0	0	0	0
			Gambling - Sports Tampering	0	0	0	0
			Pornography/Obscene Material	0	0	0	0
			Prostitution	0	0	0	0
			Prostitution Assisting/Promoting	0	0	0	0
			Purchasing Prostitution	0	0	0	0
			Weapon Law Violations	0	0	0	0
			Total Group A Offenses	119	10	8	1

Crime in Tennessee 2022

(*) Offenses are counted using the FBI Units of Count for Crime

(**) The 'Arrests' column shows arrests made for incidents during the selected period, regardless of arrest date. Arrest counts for the same period may change over time.

Nashville Metro Police Department - NIBRS Agency Crime Overview - 2022

2022 Population Estimate		679,562		Offenses (*)		Arrests (**)		
Offense Overview		Group A Offenses		Reported	Cleared	Adult	Juvenile	
Offense Total	70,363	Crimes Against Persons						
Number Cleared	17,435	Murder		94	50	96	4	
Percent Cleared	24.78%	Negligent Manslaughter		1	0	2	0	
Group A Crimes per 100,000 population	10,354.2	Negligent Vehicular Manslaughter		0	0	0	0	
		Kidnapping/Abduction		224	106	86	0	
		Forcible Rape		290	39	8	2	
		Forcible Sodomy		133	19	0	0	
		Sexual Assault W/Object		75	10	0	0	
		Forcible Fondling		383	75	23	0	
		Incest		1	1	0	0	
		Statutory Rape		28	9	3	0	
		Aggravated Assault		6,299	2,298	1,273	64	
		Simple Assault		10,562	5,948	1,358	75	
		Intimidation		3,695	1,277	525	56	
		Stalking		123	48	45	0	
		Commercial Sex Acts		22	17	16	0	
		Involuntary Servitude		0	0	0	0	
		Crimes Against Property						
		Arson		89	24	6	1	
		Bribery		0	0	0	0	
		Burglary		3,514	534	427	19	
		Counterfeiting/Forgery		438	23	22	1	
		Destruction/Damage/Vandalism		6,764	1,497	546	62	
		Embezzlement		317	29	0	0	
		Extortion/Blackmail		243	3	4	0	
		Fraud - False Pretenses		1,659	75	21	1	
		Fraud - Credit Card/ATM		1,647	9	11	0	
		Fraud - Impersonation		744	29	64	0	
		Fraud - Welfare		5	1	1	0	
		Fraud - Wire		322	5	0	0	
		Fraud - Identity Theft		0	0	18	0	
		Fraud - Computer Hacking/Invasion		5	1	0	0	
		Robbery		1,331	211	158	22	
		Theft - Pocket-picking		567	12	0	0	
		Theft - Purse Snatching		24	1	0	0	
		Theft - Shoplifting		3,745	625	515	17	
		Theft From Building		2,725	393	0	0	
		Theft From Coin Machine		40	4	0	0	
		Theft From Motor Vehicle		7,732	179	123	20	
		Theft of Motor Vehicle Parts		2,047	18	0	0	
		Theft - All Other Larceny		3,444	231	334	10	
		Motor Vehicle Theft		3,360	167	216	44	
		Stolen Property Offenses		3	1	4	0	
		Crimes Against Society						
		Animal Cruelty		16	8	0	0	
		Drug/Narcotic Violations		2,376	1,257	683	43	
		Drug/Narcotic Equipment Violations		1,471	939	277	22	
		Gambling - Betting/Wagering		0	0	0	0	
		Gambling - Operating/Promoting		1	0	0	0	
		Gambling - Equipment Violations		8	4	1	0	
		Gambling - Sports Tampering		0	0	0	0	
		Pornography/Obscene Material		127	28	8	0	
		Prostitution		11	9	6	0	
		Prostitution Assisting/Promoting		6	4	2	0	
		Purchasing Prostitution		20	11	10	0	
		Weapon Law Violations		3,632	1,206	189	89	
		Total Group A Offenses		70,363	17,435	7,081	552	
Domestic Violence Victims								
Offense	Reported	Cleared						
Murder	15	12						
Aggravated Assault	1,717	1,255						
Simple Assault	6,045	4,611						
Intimidation	1,202	905						
Stalking	61	39						
Forcible Rape	73	19						
Forcible Sodomy	30	10						
Sexual Assault W/Object	22	6						
Forcible Fondling	64	14						
Incest	1	1						
Statutory Rape	12	5						
Kidnapping/Abduction	94	67						
Commercial Sex Acts	1	0						
Involuntary Servitude	0	0						
Total	9,337	6,944						
Group B Arrests								
Offense	Adult	Juvenile						
Bad Checks	10	0						
Curfew/Vagrancy	0	41						
Disorderly Conduct	329	38						
DUI	800	0						
Drunkenness	686	2						
Family-Non Violent	174	0						
Liquor Law Violations	142	2						
Peeping Tom	0	0						
Trespass	807	43						
All Other Offenses	2,617	78						
Total Group B	5,565	204						

Crime in Tennessee 2022

(*) Offenses are counted using the FBI Units of Count for Crime

(**) The 'Arrests' column shows arrests made for incidents during the selected period, regardless of arrest date. Arrest counts for the same period may change over time.

New Johnsonville Police Department - NIBRS Agency Crime Overview - 2022

2022 Population Estimate		1,851	Offenses (*)		Arrests (**)	
Offense Overview			Reported	Cleared	Adult	Juvenile
Group A Offenses						
Crimes Against Persons						
Offense Total	129	Murder	0	0	0	0
Number Cleared	97	Negligent Manslaughter	0	0	0	0
Percent Cleared	75.19%	Negligent Vehicular Manslaughter	0	0	0	0
Group A Crimes per 100,000 population	6,969.2	Kidnapping/Abduction	0	0	0	0
		Forcible Rape	1	0	0	0
		Forcible Sodomy	0	0	0	0
		Sexual Assault W/Object	0	0	0	0
		Forcible Fondling	0	0	0	0
		Incest	0	0	0	0
		Statutory Rape	0	0	0	0
		Aggravated Assault	4	3	2	1
		Simple Assault	5	4	3	0
		Intimidation	1	0	0	0
		Stalking	0	0	0	0
		Commercial Sex Acts	0	0	0	0
		Involuntary Servitude	0	0	0	0
		Crimes Against Property				
		Arson	0	0	0	0
		Bribery	0	0	0	0
		Burglary	0	0	0	0
		Counterfeiting/Forgery	2	1	0	0
		Destruction/Damage/Vandalism	2	1	1	0
		Embezzlement	0	0	0	0
		Extortion/Blackmail	0	0	0	0
		Fraud - False Pretenses	0	0	0	0
		Fraud - Credit Card/ATM	3	1	1	0
		Fraud - Impersonation	3	1	1	0
		Fraud - Welfare	0	0	0	0
		Fraud - Wire	0	0	0	0
		Fraud - Identity Theft	0	0	0	0
		Fraud - Computer Hacking/Invasion	0	0	0	0
		Robbery	0	0	0	0
		Theft - Pocket-picking	0	0	0	0
		Theft - Purse Snatching	0	0	0	0
		Theft - Shoplifting	2	0	0	0
		Theft From Building	1	1	2	0
		Theft From Coin Machine	0	0	0	0
		Theft From Motor Vehicle	0	0	0	0
		Theft of Motor Vehicle Parts	2	0	0	0
		Theft - All Other Larceny	1	0	0	0
		Motor Vehicle Theft	1	0	0	0
		Stolen Property Offenses	0	0	0	0
		Crimes Against Society				
		Animal Cruelty	1	0	0	0
		Drug/Narcotic Violations	48	42	45	0
		Drug/Narcotic Equipment Violations	48	39	16	0
		Gambling - Betting/Wagering	0	0	0	0
		Gambling - Operating/Promoting	0	0	0	0
		Gambling - Equipment Violations	0	0	0	0
		Gambling - Sports Tampering	0	0	0	0
		Pornography/Obscene Material	0	0	0	0
		Prostitution	0	0	0	0
		Prostitution Assisting/Promoting	0	0	0	0
		Purchasing Prostitution	0	0	0	0
		Weapon Law Violations	4	4	2	0
		Total Group A Offenses	129	97	73	1
Domestic Violence Victims						
Offense	Reported	Cleared				
Murder	0	0				
Aggravated Assault	2	2				
Simple Assault	4	4				
Intimidation	1	0				
Stalking	0	0				
Forcible Rape	0	0				
Forcible Sodomy	0	0				
Sexual Assault W/Object	0	0				
Forcible Fondling	0	0				
Incest	0	0				
Statutory Rape	0	0				
Kidnapping/Abduction	0	0				
Commercial Sex Acts	0	0				
Involuntary Servitude	0	0				
Total	7	6				
Group B Arrests						
Offense	Adult	Juvenile				
Bad Checks	0	0				
Curfew/Vagrancy	0	0				
Disorderly Conduct	0	0				
DUI	6	0				
Drunkenness	3	0				
Family-Non Violent	3	0				
Liquor Law Violations	1	0				
Peeping Tom	0	0				
Trespass	0	0				
All Other Offenses	3	0				
Total Group B	16	0				

Crime in Tennessee 2022

(*) Offenses are counted using the FBI Units of Count for Crime

(**) The 'Arrests' column shows arrests made for incidents during the selected period, regardless of arrest date. Arrest counts for the same period may change over time.

New Market Police Department - NIBRS Agency Crime Overview - 2022

2022 Population Estimate		1,369		Offenses (*)		Arrests (**)	
				Reported	Cleared	Adult	Juvenile
Offense Overview				Group A Offenses			
				Crimes Against Persons			
Offense Total	9	Murder	0	0	0	0	
Number Cleared	4	Negligent Manslaughter	0	0	0	0	
Percent Cleared	44.44%	Negligent Vehicular Manslaughter	0	0	0	0	
Group A Crimes per 100,000 population	657.4	Kidnapping/Abduction	0	0	0	0	
		Forcible Rape	0	0	0	0	
		Forcible Sodomy	0	0	0	0	
		Sexual Assault W/Object	0	0	0	0	
		Forcible Fondling	0	0	0	0	
		Incest	0	0	0	0	
Arrest Overview		Statutory Rape	0	0	0	0	
Total Arrests	90	Aggravated Assault	2	0	0	0	
Adult Arrests	90	Simple Assault	1	0	0	0	
Juvenile Arrests	0	Intimidation	0	0	0	0	
Unknown Age	0	Stalking	0	0	0	0	
Arrests per 100,000 population	6,574.1	Commercial Sex Acts	0	0	0	0	
		Involuntary Servitude	0	0	0	0	
Average number offenses/incident	1.00	Crimes Against Property					
Domestic Violence Victims				Arson	0	0	0
Offense	Reported	Cleared	Bribery	0	0	0	
Murder	0	0	Burglary	0	0	0	
Aggravated Assault	2	0	Counterfeiting/Forgery	0	0	0	
Simple Assault	1	0	Destruction/Damage/Vandalism	0	0	0	
Intimidation	0	0	Embezzlement	0	0	0	
Stalking	0	0	Extortion/Blackmail	0	0	0	
Forcible Rape	0	0	Fraud - False Pretenses	0	0	0	
Forcible Sodomy	0	0	Fraud - Credit Card/ATM	0	0	0	
Sexual Assault W/Object	0	0	Fraud - Impersonation	0	0	0	
Forcible Fondling	0	0	Fraud - Welfare	0	0	0	
Incest	0	0	Fraud - Wire	0	0	0	
Statutory Rape	0	0	Fraud - Identity Theft	0	0	0	
Kidnapping/Abduction	0	0	Fraud - Computer Hacking/Invasion	0	0	0	
Commercial Sex Acts	0	0	Robbery	0	0	0	
Involuntary Servitude	0	0	Theft - Pocket-picking	1	1	0	
Total	3	0	Theft - Purse Snatching	0	0	0	
			Theft - Shoplifting	0	0	0	
			Theft From Building	0	0	0	
			Theft From Coin Machine	0	0	0	
			Theft From Motor Vehicle	0	0	0	
			Theft of Motor Vehicle Parts	0	0	0	
			Theft - All Other Larceny	1	0	0	
			Motor Vehicle Theft	0	0	0	
			Stolen Property Offenses	0	0	0	
			Crimes Against Society				
			Animal Cruelty	0	0	0	
			Drug/Narcotic Violations	2	1	0	
			Drug/Narcotic Equipment Violations	1	1	0	
			Gambling - Betting/Wagering	0	0	0	
			Gambling - Operating/Promoting	0	0	0	
			Gambling - Equipment Violations	0	0	0	
			Gambling - Sports Tampering	0	0	0	
			Pornography/Obscene Material	0	0	0	
			Prostitution	0	0	0	
			Prostitution Assisting/Promoting	0	0	0	
			Purchasing Prostitution	0	0	0	
			Weapon Law Violations	1	1	1	
			Total Group A Offenses	9	4	1	
						0	
Group B Arrests							
Offense	Adult	Juvenile					
Bad Checks	0	0					
Curfew/Vagrancy	0	0					
Disorderly Conduct	0	0					
DUI	7	0					
Drunkenness	2	0					
Family-Non Violent	0	0					
Liquor Law Violations	2	0					
Peeping Tom	0	0					
Trespass	0	0					
All Other Offenses	78	0					
Total Group B	89	0					

Crime in Tennessee 2022

(*) Offenses are counted using the FBI Units of Count for Crime

(**) The 'Arrests' column shows arrests made for incidents during the selected period, regardless of arrest date. Arrest counts for the same period may change over time.

Newbern Police Department - NIBRS Agency Crime Overview - 2022

2022 Population Estimate		3,296		Offenses (*)		Arrests (**)	
Offense Overview		Group A Offenses		Reported	Cleared	Adult	Juvenile
Offense Total	168	Crimes Against Persons					
Number Cleared	75	Murder		0	0	0	0
Percent Cleared	44.64%	Negligent Manslaughter		0	0	0	0
Group A Crimes per 100,000 population	5,097.1	Negligent Vehicular Manslaughter		0	0	0	0
		Kidnapping/Abduction		0	0	0	0
		Forcible Rape		2	0	0	0
		Forcible Sodomy		0	0	0	0
		Sexual Assault W/Object		0	0	0	0
		Forcible Fondling		3	0	0	0
		Incest		0	0	0	0
		Statutory Rape		0	0	0	0
		Aggravated Assault		11	7	1	0
		Simple Assault		32	25	1	0
		Intimidation		4	2	0	0
		Stalking		0	0	0	0
		Commercial Sex Acts		0	0	0	0
		Involuntary Servitude		0	0	0	0
		Crimes Against Property					
		Arson		1	0	0	0
		Bribery		0	0	0	0
		Burglary		6	1	0	0
		Counterfeiting/Forgery		0	0	0	0
		Destruction/Damage/Vandalism		24	13	3	0
		Embezzlement		0	0	0	0
		Extortion/Blackmail		0	0	0	0
		Fraud - False Pretenses		8	2	0	0
		Fraud - Credit Card/ATM		6	1	0	0
		Fraud - Impersonation		2	1	0	0
		Fraud - Welfare		0	0	0	0
		Fraud - Wire		0	0	0	0
		Fraud - Identity Theft		0	0	0	0
		Fraud - Computer Hacking/Invasion		0	0	0	0
		Robbery		1	1	0	0
		Theft - Pocket-picking		0	0	0	0
		Theft - Purse Snatching		1	0	0	0
		Theft - Shoplifting		3	2	0	0
		Theft From Building		0	0	0	0
		Theft From Coin Machine		0	0	0	0
		Theft From Motor Vehicle		14	1	1	0
		Theft of Motor Vehicle Parts		0	0	0	0
		Theft - All Other Larceny		35	6	3	0
		Motor Vehicle Theft		2	0	0	0
		Stolen Property Offenses		0	0	0	0
		Crimes Against Society					
		Animal Cruelty		1	1	0	0
		Drug/Narcotic Violations		7	7	1	0
		Drug/Narcotic Equipment Violations		2	2	0	0
		Gambling - Betting/Wagering		0	0	0	0
		Gambling - Operating/Promoting		0	0	0	0
		Gambling - Equipment Violations		0	0	0	0
		Gambling - Sports Tampering		0	0	0	0
		Pornography/Obscene Material		0	0	0	0
		Prostitution		0	0	0	0
		Prostitution Assisting/Promoting		0	0	0	0
		Purchasing Prostitution		0	0	0	0
		Weapon Law Violations		3	3	0	0
		Total Group A Offenses		168	75	10	0

Domestic Violence Victims		
Offense	Reported	Cleared
Murder	0	0
Aggravated Assault	5	5
Simple Assault	18	16
Intimidation	0	0
Stalking	0	0
Forcible Rape	0	0
Forcible Sodomy	0	0
Sexual Assault W/Object	0	0
Forcible Fondling	0	0
Incest	0	0
Statutory Rape	0	0
Kidnapping/Abduction	0	0
Commercial Sex Acts	0	0
Involuntary Servitude	0	0
Total	23	21

Group B Arrests		
Offense	Adult	Juvenile
Bad Checks	1	0
Curfew/Vagrancy	0	0
Disorderly Conduct	4	0
DUI	13	0
Drunkenness	3	0
Family-Non Violent	2	0
Liquor Law Violations	1	0
Peeping Tom	0	0
Trespass	6	0
All Other Offenses	78	0
Total Group B	108	0

Crime in Tennessee 2022

(*) Offenses are counted using the FBI Units of Count for Crime

(**) The 'Arrests' column shows arrests made for incidents during the selected period, regardless of arrest date. Arrest counts for the same period may change over time.

Newport Police Department - NIBRS Agency Crime Overview - 2022

2022 Population Estimate		6,972		Offenses (*)		Arrests (**)		
Offense Overview		Group A Offenses		Reported	Cleared	Adult	Juvenile	
Offense Total	1,037	Crimes Against Persons						
Number Cleared	403	Murder		0	0	0	0	
Percent Cleared	38.86%	Negligent Manslaughter		0	0	0	0	
Group A Crimes per 100,000 population	14,873.8	Negligent Vehicular Manslaughter		0	0	0	0	
		Kidnapping/Abduction		1	1	1	0	
		Forcible Rape		4	1	0	0	
		Forcible Sodomy		0	0	0	0	
		Sexual Assault W/Object		0	0	0	0	
		Forcible Fondling		2	0	0	0	
		Incest		0	0	0	0	
		Statutory Rape		2	0	0	0	
		Aggravated Assault		26	14	12	0	
		Simple Assault		136	57	44	1	
		Intimidation		33	14	5	1	
		Stalking		0	0	0	0	
		Commercial Sex Acts		0	0	0	0	
		Involuntary Servitude		0	0	0	0	
		Crimes Against Property						
		Arson		0	0	0	0	
		Bribery		0	0	0	0	
		Burglary		26	10	6	0	
		Counterfeiting/Forgery		20	2	2	0	
		Destruction/Damage/Vandalism		127	26	13	2	
		Embezzlement		7	1	0	1	
		Extortion/Blackmail		0	0	0	0	
		Fraud - False Pretenses		21	4	1	0	
		Fraud - Credit Card/ATM		9	0	0	0	
		Fraud - Impersonation		5	3	2	0	
		Fraud - Welfare		0	0	0	0	
		Fraud - Wire		4	0	0	0	
		Fraud - Identity Theft		0	0	0	0	
		Fraud - Computer Hacking/Invasion		0	0	0	0	
		Robbery		1	0	0	0	
		Theft - Pocket-picking		3	0	0	0	
		Theft - Purse Snatching		1	0	0	0	
		Theft - Shoplifting		173	82	80	2	
		Theft From Building		69	8	6	0	
		Theft From Coin Machine		4	0	0	0	
		Theft From Motor Vehicle		35	1	1	0	
		Theft of Motor Vehicle Parts		12	0	0	0	
		Theft - All Other Larceny		56	9	8	0	
		Motor Vehicle Theft		29	3	2	0	
		Stolen Property Offenses		0	0	0	0	
		Crimes Against Society						
		Animal Cruelty		3	2	2	0	
		Drug/Narcotic Violations		124	87	59	0	
		Drug/Narcotic Equipment Violations		89	68	11	0	
		Gambling - Betting/Wagering		0	0	0	0	
		Gambling - Operating/Promoting		0	0	0	0	
		Gambling - Equipment Violations		0	0	0	0	
		Gambling - Sports Tampering		0	0	0	0	
		Pornography/Obscene Material		0	0	0	0	
		Prostitution		0	0	0	0	
		Prostitution Assisting/Promoting		0	0	0	0	
		Purchasing Prostitution		0	0	0	0	
		Weapon Law Violations		15	10	1	0	
		Total Group A Offenses		1,037	403	256	7	
Domestic Violence Victims								
Offense	Reported	Cleared						
Murder	0	0						
Aggravated Assault	6	5						
Simple Assault	36	21						
Intimidation	1	1						
Stalking	0	0						
Forcible Rape	1	0						
Forcible Sodomy	0	0						
Sexual Assault W/Object	0	0						
Forcible Fondling	0	0						
Incest	0	0						
Statutory Rape	0	0						
Kidnapping/Abduction	0	0						
Commercial Sex Acts	0	0						
Involuntary Servitude	0	0						
Total	44	27						
Group B Arrests								
Offense	Adult	Juvenile						
Bad Checks	0	0						
Curfew/Vagrancy	0	0						
Disorderly Conduct	25	3						
DUI	65	0						
Drunkenness	69	0						
Family-Non Violent	3	0						
Liquor Law Violations	2	0						
Peeping Tom	0	0						
Trespass	20	0						
All Other Offenses	20	0						
Total Group B	204	3						

Crime in Tennessee 2022

(*) Offenses are counted using the FBI Units of Count for Crime

(**) The 'Arrests' column shows arrests made for incidents during the selected period, regardless of arrest date. Arrest counts for the same period may change over time.

Niota Police Department - NIBRS Agency Crime Overview - 2022

2022 Population Estimate		794	Offenses (*)		Arrests (**)	
Offense Overview			Reported	Cleared	Adult	Juvenile
Group A Offenses						
Crimes Against Persons						
Offense Total	49	Murder	0	0	0	0
Number Cleared	25	Negligent Manslaughter	0	0	0	0
Percent Cleared	51.02%	Negligent Vehicular Manslaughter	0	0	0	0
Group A Crimes per 100,000 population	6,171.3	Kidnapping/Abduction	0	0	0	0
		Forcible Rape	0	0	0	0
		Forcible Sodomy	0	0	0	0
		Sexual Assault W/Object	0	0	0	0
		Forcible Fondling	0	0	0	0
		Incest	0	0	0	0
		Statutory Rape	0	0	0	0
		Aggravated Assault	1	1	0	0
		Simple Assault	7	3	1	0
		Intimidation	1	0	0	0
		Stalking	0	0	0	0
		Commercial Sex Acts	0	0	0	0
		Involuntary Servitude	0	0	0	0
		Crimes Against Property				
		Arson	0	0	0	0
		Bribery	0	0	0	0
		Burglary	1	0	0	0
		Counterfeiting/Forgery	2	1	0	0
		Destruction/Damage/Vandalism	4	2	0	1
		Embezzlement	0	0	0	0
		Extortion/Blackmail	0	0	0	0
		Fraud - False Pretenses	0	0	0	0
		Fraud - Credit Card/ATM	2	0	0	0
		Fraud - Impersonation	1	1	1	0
		Fraud - Welfare	0	0	0	0
		Fraud - Wire	0	0	0	0
		Fraud - Identity Theft	0	0	0	0
		Fraud - Computer Hacking/Invasion	0	0	0	0
		Robbery	0	0	0	0
		Theft - Pocket-picking	0	0	0	0
		Theft - Purse Snatching	0	0	0	0
		Theft - Shoplifting	3	3	2	0
		Theft From Building	3	1	0	0
		Theft From Coin Machine	0	0	0	0
		Theft From Motor Vehicle	4	0	0	0
		Theft of Motor Vehicle Parts	3	0	0	0
		Theft - All Other Larceny	1	0	0	0
		Motor Vehicle Theft	3	1	0	0
		Stolen Property Offenses	0	0	0	0
		Crimes Against Society				
		Animal Cruelty	0	0	0	0
		Drug/Narcotic Violations	6	6	0	1
		Drug/Narcotic Equipment Violations	4	3	0	0
		Gambling - Betting/Wagering	0	0	0	0
		Gambling - Operating/Promoting	0	0	0	0
		Gambling - Equipment Violations	0	0	0	0
		Gambling - Sports Tampering	0	0	0	0
		Pornography/Obscene Material	1	1	0	0
		Prostitution	0	0	0	0
		Prostitution Assisting/Promoting	0	0	0	0
		Purchasing Prostitution	0	0	0	0
		Weapon Law Violations	2	2	0	0
		Total Group A Offenses	49	25	4	2
Domestic Violence Victims						
Offense	Reported	Cleared				
Murder	0	0				
Aggravated Assault	0	0				
Simple Assault	2	2				
Intimidation	0	0				
Stalking	0	0				
Forcible Rape	0	0				
Forcible Sodomy	0	0				
Sexual Assault W/Object	0	0				
Forcible Fondling	0	0				
Incest	0	0				
Statutory Rape	0	0				
Kidnapping/Abduction	0	0				
Commercial Sex Acts	0	0				
Involuntary Servitude	0	0				
Total	2	2				
Group B Arrests						
Offense	Adult	Juvenile				
Bad Checks	0	0				
Curfew/Vagrancy	0	0				
Disorderly Conduct	0	0				
DUI	0	0				
Drunkenness	0	0				
Family-Non Violent	0	0				
Liquor Law Violations	0	0				
Peeping Tom	0	0				
Trespass	0	0				
All Other Offenses	1	0				
Total Group B	1	0				

Crime in Tennessee 2022

(*) Offenses are counted using the FBI Units of Count for Crime

(**) The 'Arrests' column shows arrests made for incidents during the selected period, regardless of arrest date. Arrest counts for the same period may change over time.

Nolensville Police Department - NIBRS Agency Crime Overview - 2022

2022 Population Estimate		16,990	Offenses (*)		Arrests (**)		
Offense Overview			Reported	Cleared	Adult	Juvenile	
Group A Offenses							
Crimes Against Persons							
Offense Total	189		Murder	0	0	0	0
Number Cleared	102		Negligent Manslaughter	0	0	0	0
Percent Cleared	53.97%		Negligent Vehicular Manslaughter	0	0	0	0
Group A Crimes per 100,000 population	1,112.4		Kidnapping/Abduction	0	0	0	0
			Forcible Rape	1	1	0	0
			Forcible Sodomy	1	1	0	0
			Sexual Assault W/Object	0	0	0	0
			Forcible Fondling	0	0	0	0
			Incest	0	0	0	0
			Statutory Rape	0	0	0	0
			Aggravated Assault	12	12	7	3
			Simple Assault	28	26	8	6
			Intimidation	1	0	0	0
			Stalking	2	1	1	0
			Commercial Sex Acts	0	0	0	0
			Involuntary Servitude	0	0	0	0
			Crimes Against Property				
			Arson	0	0	0	0
			Bribery	0	0	0	0
			Burglary	8	5	4	5
			Counterfeiting/Forgery	1	0	1	0
			Destruction/Damage/Vandalism	23	5	2	1
			Embezzlement	0	0	0	0
			Extortion/Blackmail	2	1	0	0
			Fraud - False Pretenses	5	0	0	0
			Fraud - Credit Card/ATM	4	2	2	0
			Fraud - Impersonation	8	0	0	0
			Fraud - Welfare	0	0	0	0
			Fraud - Wire	1	0	0	0
			Fraud - Identity Theft	0	0	0	0
			Fraud - Computer Hacking/Invasion	1	0	0	0
			Robbery	1	1	0	1
			Theft - Pocket-picking	0	0	0	0
			Theft - Purse Snatching	0	0	0	0
			Theft - Shoplifting	2	2	1	0
			Theft From Building	10	5	1	1
			Theft From Coin Machine	0	0	0	0
			Theft From Motor Vehicle	7	0	0	0
			Theft of Motor Vehicle Parts	4	0	0	0
			Theft - All Other Larceny	24	0	0	0
			Motor Vehicle Theft	3	2	0	0
			Stolen Property Offenses	2	2	1	0
			Crimes Against Society				
			Animal Cruelty	0	0	0	0
			Drug/Narcotic Violations	20	20	19	1
			Drug/Narcotic Equipment Violations	12	11	2	0
			Gambling - Betting/Wagering	0	0	0	0
			Gambling - Operating/Promoting	0	0	0	0
			Gambling - Equipment Violations	0	0	0	0
			Gambling - Sports Tampering	0	0	0	0
			Pornography/Obscene Material	1	0	0	0
			Prostitution	0	0	0	0
			Prostitution Assisting/Promoting	0	0	0	0
			Purchasing Prostitution	0	0	0	0
			Weapon Law Violations	5	5	2	0
			Total Group A Offenses	189	102	51	18
Domestic Violence Victims							
Offense	Reported	Cleared					
Murder	0	0	Burglary	8	5	4	5
Aggravated Assault	1	1	Counterfeiting/Forgery	1	0	1	0
Simple Assault	18	17	Destruction/Damage/Vandalism	23	5	2	1
Intimidation	0	0	Embezzlement	0	0	0	0
Stalking	2	1	Extortion/Blackmail	2	1	0	0
Forcible Rape	1	1	Fraud - False Pretenses	5	0	0	0
Forcible Sodomy	0	0	Fraud - Credit Card/ATM	4	2	2	0
Sexual Assault W/Object	0	0	Fraud - Impersonation	8	0	0	0
Forcible Fondling	0	0	Fraud - Welfare	0	0	0	0
Incest	0	0	Fraud - Wire	1	0	0	0
Statutory Rape	0	0	Fraud - Identity Theft	0	0	0	0
Kidnapping/Abduction	0	0	Fraud - Computer Hacking/Invasion	1	0	0	0
Commercial Sex Acts	0	0	Robbery	1	1	0	1
Involuntary Servitude	0	0	Theft - Pocket-picking	0	0	0	0
Total	22	20	Theft - Purse Snatching	0	0	0	0
			Theft - Shoplifting	2	2	1	0
			Theft From Building	10	5	1	1
			Theft From Coin Machine	0	0	0	0
			Theft From Motor Vehicle	7	0	0	0
			Theft of Motor Vehicle Parts	4	0	0	0
			Theft - All Other Larceny	24	0	0	0
			Motor Vehicle Theft	3	2	0	0
			Stolen Property Offenses	2	2	1	0
			Group B Arrests				
Offense	Adult	Juvenile					
Bad Checks	1	0	Animal Cruelty	0	0	0	
Curfew/Vagrancy	0	0	Drug/Narcotic Violations	20	20	19	
Disorderly Conduct	2	0	Drug/Narcotic Equipment Violations	12	11	2	
DUI	15	0	Gambling - Betting/Wagering	0	0	0	
Drunkenness	3	0	Gambling - Operating/Promoting	0	0	0	
Family-Non Violent	0	0	Gambling - Equipment Violations	0	0	0	
Liquor Law Violations	1	0	Gambling - Sports Tampering	0	0	0	
Peeping Tom	0	0	Pornography/Obscene Material	1	0	0	
Trespass	1	0	Prostitution	0	0	0	
All Other Offenses	5	0	Prostitution Assisting/Promoting	0	0	0	
Total Group B	28	0	Purchasing Prostitution	0	0	0	
			Weapon Law Violations	5	5	2	
			Total Group A Offenses	189	102	51	
						18	

Crime in Tennessee 2022

(*) Offenses are counted using the FBI Units of Count for Crime

(**) The 'Arrests' column shows arrests made for incidents during the selected period, regardless of arrest date. Arrest counts for the same period may change over time.

Norris Police Department - NIBRS Agency Crime Overview - 2022

2022 Population Estimate		1,576	Offenses (*)		Arrests (**)	
Offense Overview			Reported	Cleared	Adult	Juvenile
Group A Offenses						
Crimes Against Persons						
Offense Total	10	Murder	0	0	0	0
Number Cleared	1	Negligent Manslaughter	0	0	0	0
Percent Cleared	10.00%	Negligent Vehicular Manslaughter	0	0	0	0
Group A Crimes per 100,000 population	634.5	Kidnapping/Abduction	0	0	0	0
		Forcible Rape	0	0	0	0
		Forcible Sodomy	0	0	0	0
		Sexual Assault W/Object	0	0	0	0
		Forcible Fondling	0	0	0	0
		Incest	0	0	0	0
		Statutory Rape	0	0	0	0
		Aggravated Assault	0	0	0	0
		Simple Assault	0	0	0	0
		Intimidation	0	0	0	0
Arrests per 100,000 population	126.9	Stalking	0	0	0	0
		Commercial Sex Acts	0	0	0	0
Average number offenses/incident	1.11	Involuntary Servitude	0	0	0	0
		Crimes Against Property				
		Arson	0	0	0	0
		Bribery	0	0	0	0
		Burglary	0	0	0	0
		Counterfeiting/Forgery	0	0	0	0
		Destruction/Damage/Vandalism	0	0	0	0
		Embezzlement	0	0	0	0
		Extortion/Blackmail	1	0	0	0
		Fraud - False Pretenses	0	0	0	0
		Fraud - Credit Card/ATM	0	0	0	0
		Fraud - Impersonation	0	0	0	0
		Fraud - Welfare	0	0	0	0
		Fraud - Wire	0	0	0	0
		Fraud - Identity Theft	1	0	0	0
		Fraud - Computer Hacking/Invasion	0	0	0	0
		Robbery	0	0	0	0
		Theft - Pocket-picking	0	0	0	0
		Theft - Purse Snatching	0	0	0	0
		Theft - Shoplifting	1	1	0	0
		Theft From Building	3	0	0	0
		Theft From Coin Machine	0	0	0	0
		Theft From Motor Vehicle	1	0	0	0
		Theft of Motor Vehicle Parts	0	0	0	0
		Theft - All Other Larceny	1	0	0	0
		Motor Vehicle Theft	2	0	0	0
		Stolen Property Offenses	0	0	0	0
		Crimes Against Society				
		Animal Cruelty	0	0	0	0
		Drug/Narcotic Violations	0	0	0	0
		Drug/Narcotic Equipment Violations	0	0	0	0
		Gambling - Betting/Wagering	0	0	0	0
		Gambling - Operating/Promoting	0	0	0	0
		Gambling - Equipment Violations	0	0	0	0
		Gambling - Sports Tampering	0	0	0	0
		Pornography/Obscene Material	0	0	0	0
		Prostitution	0	0	0	0
		Prostitution Assisting/Promoting	0	0	0	0
		Purchasing Prostitution	0	0	0	0
		Weapon Law Violations	0	0	0	0
		Total Group A Offenses	10	1	0	0
Domestic Violence Victims						
Offense	Reported	Cleared				
Murder	0	0				
Aggravated Assault	0	0				
Simple Assault	0	0				
Intimidation	0	0				
Stalking	0	0				
Forcible Rape	0	0				
Forcible Sodomy	0	0				
Sexual Assault W/Object	0	0				
Forcible Fondling	0	0				
Incest	0	0				
Statutory Rape	0	0				
Kidnapping/Abduction	0	0				
Commercial Sex Acts	0	0				
Involuntary Servitude	0	0				
Total	0	0				
Group B Arrests						
Offense	Adult	Juvenile				
Bad Checks	0	0				
Curfew/Vagrancy	0	0				
Disorderly Conduct	0	0				
DUI	0	0				
Drunkenness	1	0				
Family-Non Violent	0	0				
Liquor Law Violations	0	0				
Peeping Tom	0	0				
Trespass	0	0				
All Other Offenses	1	0				
Total Group B	2	0				

Crime in Tennessee 2022

(*) Offenses are counted using the FBI Units of Count for Crime

(**) The 'Arrests' column shows arrests made for incidents during the selected period, regardless of arrest date. Arrest counts for the same period may change over time.

Oak Ridge Police Department - NIBRS Agency Crime Overview - 2022

2022 Population Estimate		32,243		Offenses (*)		Arrests (**)		
Offense Overview		Group A Offenses		Reported	Cleared	Adult	Juvenile	
Offense Total	1,734	Crimes Against Persons						
Number Cleared	966	Murder		1	0	0	0	
Percent Cleared	55.71%	Negligent Manslaughter		0	0	0	0	
Group A Crimes per 100,000 population	5,377.9	Negligent Vehicular Manslaughter		0	0	0	0	
		Kidnapping/Abduction		14	12	6	2	
		Forcible Rape		12	0	0	0	
		Forcible Sodomy		2	0	0	0	
		Sexual Assault W/Object		0	0	0	0	
		Forcible Fondling		16	2	1	1	
		Incest		0	0	0	0	
		Statutory Rape		2	0	0	0	
		Aggravated Assault		84	68	40	5	
		Simple Assault		242	170	117	16	
		Intimidation		57	18	10	0	
		Stalking		1	0	0	0	
		Commercial Sex Acts		0	0	0	0	
		Involuntary Servitude		0	0	0	0	
		Crimes Against Property						
		Arson		2	0	0	0	
		Bribery		0	0	0	0	
		Burglary		54	17	9	2	
		Counterfeiting/Forgery		34	8	7	0	
		Destruction/Damage/Vandalism		116	30	9	13	
		Embezzlement		6	2	1	0	
		Extortion/Blackmail		2	1	1	0	
		Fraud - False Pretenses		107	12	8	0	
		Fraud - Credit Card/ATM		39	13	9	2	
		Fraud - Impersonation		14	14	10	0	
		Fraud - Welfare		0	0	0	0	
		Fraud - Wire		3	0	0	0	
		Fraud - Identity Theft		0	0	0	0	
		Fraud - Computer Hacking/Invasion		0	0	0	0	
		Robbery		3	1	0	3	
		Theft - Pocket-picking		0	0	0	0	
		Theft - Purse Snatching		1	0	0	0	
		Theft - Shoplifting		225	174	179	13	
		Theft From Building		97	31	28	3	
		Theft From Coin Machine		0	0	0	0	
		Theft From Motor Vehicle		62	6	5	3	
		Theft of Motor Vehicle Parts		25	1	1	0	
		Theft - All Other Larceny		79	12	9	2	
		Motor Vehicle Theft		39	13	9	2	
		Stolen Property Offenses		33	27	22	1	
		Crimes Against Society						
		Animal Cruelty		5	4	5	0	
		Drug/Narcotic Violations		200	185	158	24	
		Drug/Narcotic Equipment Violations		122	114	43	1	
		Gambling - Betting/Wagering		0	0	0	0	
		Gambling - Operating/Promoting		0	0	0	0	
		Gambling - Equipment Violations		0	0	0	0	
		Gambling - Sports Tampering		0	0	0	0	
		Pornography/Obscene Material		3	0	0	0	
		Prostitution		0	0	0	0	
		Prostitution Assisting/Promoting		0	0	0	0	
		Purchasing Prostitution		0	0	0	0	
		Weapon Law Violations		32	31	10	4	
		Total Group A Offenses		1,734	966	697	97	
Domestic Violence Victims								
Offense	Reported	Cleared						
Murder	0	0						
Aggravated Assault	27	27						
Simple Assault	143	110						
Intimidation	16	4						
Stalking	0	0						
Forcible Rape	2	0						
Forcible Sodomy	1	0						
Sexual Assault W/Object	0	0						
Forcible Fondling	1	0						
Incest	0	0						
Statutory Rape	0	0						
Kidnapping/Abduction	10	9						
Commercial Sex Acts	0	0						
Involuntary Servitude	0	0						
Total	200	150						
Group B Arrests								
Offense	Adult	Juvenile						
Bad Checks	0	0						
Curfew/Vagrancy	0	0						
Disorderly Conduct	13	22						
DUI	114	1						
Drunkenness	66	0						
Family-Non Violent	0	0						
Liquor Law Violations	2	1						
Peeping Tom	0	0						
Trespass	56	2						
All Other Offenses	110	7						
Total Group B	361	33						

Crime in Tennessee 2022

(*) Offenses are counted using the FBI Units of Count for Crime

(**) The 'Arrests' column shows arrests made for incidents during the selected period, regardless of arrest date. Arrest counts for the same period may change over time.

Oakland Police Department - NIBRS Agency Crime Overview - 2022

2022 Population Estimate		10,004	Offenses (*)		Arrests (**)		
Offense Overview			Reported	Cleared	Adult	Juvenile	
Group A Offenses							
Crimes Against Persons							
Offense Total	102	Murder	2	0	0	0	
Number Cleared	11	Negligent Manslaughter	0	0	0	0	
Percent Cleared	10.78%	Negligent Vehicular Manslaughter	0	0	0	0	
Group A Crimes per 100,000 population	1,019.6	Kidnapping/Abduction	0	0	0	0	
			Forcible Rape	0	0	0	
			Forcible Sodomy	0	0	0	
			Sexual Assault W/Object	0	0	0	
Arrest Overview			Forcible Fondling	1	0	0	
Total Arrests	15	Incest	0	0	0	0	
Adult Arrests	15	Statutory Rape	0	0	0	0	
Juvenile Arrests	0	Aggravated Assault	8	0	0	0	
Unknown Age	0	Simple Assault	21	5	4	0	
Arrests per 100,000 population	149.9	Intimidation	6	0	0	0	
			Stalking	1	0	0	
			Commercial Sex Acts	0	0	0	
Average number offenses/incident	1.29	Involuntary Servitude	0	0	0	0	
			Crimes Against Property				
Domestic Violence Victims							
Offense	Reported	Cleared	Arson	0	0	0	0
Murder	0	0	Bribery	0	0	0	0
Aggravated Assault	3	0	Burglary	3	0	0	0
Simple Assault	10	5	Counterfeiting/Forgery	5	1	1	0
Intimidation	0	0	Destruction/Damage/Vandalism	7	0	0	0
Stalking	1	0	Embezzlement	2	0	0	0
Forcible Rape	0	0	Extortion/Blackmail	0	0	0	0
Forcible Sodomy	0	0	Fraud - False Pretenses	3	0	0	0
Sexual Assault W/Object	0	0	Fraud - Credit Card/ATM	2	0	0	0
Forcible Fondling	0	0	Fraud - Impersonation	1	1	1	0
Incest	0	0	Fraud - Welfare	0	0	0	0
Statutory Rape	0	0	Fraud - Wire	0	0	0	0
Kidnapping/Abduction	0	0	Fraud - Identity Theft	0	0	0	0
Commercial Sex Acts	0	0	Fraud - Computer Hacking/Invasion	0	0	0	0
Involuntary Servitude	0	0	Robbery	0	0	0	0
Total	14	5	Theft - Pocket-picking	0	0	0	0
			Theft - Purse Snatching	0	0	0	0
			Theft - Shoplifting	4	0	0	0
			Theft From Building	5	0	0	0
Group B Arrests			Theft From Coin Machine	0	0	0	0
Offense	Adult	Juvenile	Theft From Motor Vehicle	3	0	0	0
Bad Checks	0	0	Theft of Motor Vehicle Parts	1	0	0	0
Curfew/Vagrancy	0	0	Theft - All Other Larceny	4	0	0	0
Disorderly Conduct	0	0	Motor Vehicle Theft	3	0	0	0
DUI	4	0	Stolen Property Offenses	1	0	0	0
Drunkenness	1	0	Crimes Against Society				
Family-Non Violent	0	0	Animal Cruelty	0	0	0	0
Liquor Law Violations	0	0	Drug/Narcotic Violations	12	3	1	0
Peeping Tom	0	0	Drug/Narcotic Equipment Violations	5	1	1	0
Trespass	1	0	Gambling - Betting/Wagering	0	0	0	0
All Other Offenses	1	0	Gambling - Operating/Promoting	0	0	0	0
Total Group B	7	0	Gambling - Equipment Violations	0	0	0	0
			Gambling - Sports Tampering	0	0	0	0
			Pornography/Obscene Material	0	0	0	0
			Prostitution	0	0	0	0
			Prostitution Assisting/Promoting	0	0	0	0
			Purchasing Prostitution	0	0	0	0
			Weapon Law Violations	2	0	0	0
			Total Group A Offenses	102	11	8	0

Crime in Tennessee 2022

(*) Offenses are counted using the FBI Units of Count for Crime

(**) The 'Arrests' column shows arrests made for incidents during the selected period, regardless of arrest date. Arrest counts for the same period may change over time.

Obion Police Department - NIBRS Agency Crime Overview - 2022

2022 Population Estimate		964	Offenses (*)		Arrests (**)	
Offense Overview			Reported	Cleared	Adult	Juvenile
Group A Offenses						
Crimes Against Persons						
Offense Total	22		0	0	0	0
Number Cleared	13		0	0	0	0
Percent Cleared	59.09%		0	0	0	0
Group A Crimes per 100,000 population	2,282.2		0	0	0	0
Arrest Overview						
Total Arrests	17		0	0	0	0
Adult Arrests	17		0	0	0	0
Juvenile Arrests	0		0	0	0	0
Unknown Age	0		5	4	4	0
Arrests per 100,000 population	1,763.5		0	0	0	0
Average number offenses/incident	1.05		0	0	0	0
Domestic Violence Victims						
Offense	Reported	Cleared				
Murder	0	0				
Aggravated Assault	0	0				
Simple Assault	2	1				
Intimidation	0	0				
Stalking	0	0				
Forcible Rape	0	0				
Forcible Sodomy	0	0				
Sexual Assault W/Object	0	0				
Forcible Fondling	0	0				
Incest	0	0				
Statutory Rape	0	0				
Kidnapping/Abduction	0	0				
Commercial Sex Acts	0	0				
Involuntary Servitude	0	0				
Total	2	1				
Group B Arrests						
Offense	Adult	Juvenile				
Bad Checks	0	0				
Curfew/Vagrancy	0	0				
Disorderly Conduct	1	0				
DUI	0	0				
Drunkenness	0	0				
Family-Non Violent	0	0				
Liquor Law Violations	0	0				
Peeping Tom	0	0				
Trespass	0	0				
All Other Offenses	0	0				
Total Group B	1	0				
Crimes Against Property						
Arson	0	0				
Bribery	0	0				
Burglary	1	1				
Counterfeiting/Forgery	1	0				
Destruction/Damage/Vandalism	2	1				
Embezzlement	1	1				
Extortion/Blackmail	0	0				
Fraud - False Pretenses	1	0				
Fraud - Credit Card/ATM	0	0				
Fraud - Impersonation	0	0				
Fraud - Welfare	0	0				
Fraud - Wire	0	0				
Fraud - Identity Theft	0	0				
Fraud - Computer Hacking/Invasion	0	0				
Robbery	0	0				
Theft - Pocket-picking	0	0				
Theft - Purse Snatching	0	0				
Theft - Shoplifting	0	0				
Theft From Building	2	1				
Theft From Coin Machine	0	0				
Theft From Motor Vehicle	3	1				
Theft of Motor Vehicle Parts	3	1				
Theft - All Other Larceny	0	0				
Motor Vehicle Theft	2	2				
Stolen Property Offenses	0	0				
Crimes Against Society						
Animal Cruelty	0	0				
Drug/Narcotic Violations	1	1				
Drug/Narcotic Equipment Violations	0	0				
Gambling - Betting/Wagering	0	0				
Gambling - Operating/Promoting	0	0				
Gambling - Equipment Violations	0	0				
Gambling - Sports Tampering	0	0				
Pornography/Obscene Material	0	0				
Prostitution	0	0				
Prostitution Assisting/Promoting	0	0				
Purchasing Prostitution	0	0				
Weapon Law Violations	0	0				
Total Group A Offenses	22	13			16	0

Crime in Tennessee 2022

(*) Offenses are counted using the FBI Units of Count for Crime

(**) The 'Arrests' column shows arrests made for incidents during the selected period, regardless of arrest date. Arrest counts for the same period may change over time.

Oliver Springs Police Department - NIBRS Agency Crime Overview - 2022

2022 Population Estimate		3,305		Offenses (*)		Arrests (**)		
Offense Overview				Reported	Cleared	Adult	Juvenile	
Offense Total	225	Group A Offenses						
Number Cleared	207	Crimes Against Persons						
Percent Cleared	92.00%	Murder		1	1	1	0	
Group A Crimes per 100,000 population	6,807.9	Negligent Manslaughter		0	0	0	0	
		Negligent Vehicular Manslaughter		0	0	0	0	
		Kidnapping/Abduction		0	0	0	0	
		Forcible Rape		0	0	0	0	
		Forcible Sodomy		0	0	0	0	
		Sexual Assault W/Object		0	0	0	0	
		Forcible Fondling		1	1	0	1	
		Incest		0	0	0	0	
		Statutory Rape		0	0	0	0	
		Aggravated Assault		6	6	4	0	
		Simple Assault		18	17	18	0	
		Intimidation		0	0	0	0	
		Stalking		0	0	0	0	
		Commercial Sex Acts		0	0	0	0	
		Involuntary Servitude		0	0	0	0	
		Crimes Against Property						
		Arson		0	0	0	0	
		Bribery		0	0	0	0	
		Burglary		9	7	5	7	
		Counterfeiting/Forgery		0	0	0	0	
		Destruction/Damage/Vandalism		7	5	4	0	
		Embezzlement		0	0	0	0	
		Extortion/Blackmail		0	0	0	0	
		Fraud - False Pretenses		0	0	0	0	
		Fraud - Credit Card/ATM		1	0	0	0	
		Fraud - Impersonation		0	0	0	0	
		Fraud - Welfare		0	0	0	0	
		Fraud - Wire		0	0	0	0	
		Fraud - Identity Theft		0	0	0	0	
		Fraud - Computer Hacking/Invasion		0	0	0	0	
		Robbery		0	0	0	0	
		Theft - Pocket-picking		0	0	0	0	
		Theft - Purse Snatching		0	0	0	0	
		Theft - Shoplifting		4	3	3	0	
		Theft From Building		5	2	3	0	
		Theft From Coin Machine		0	0	0	0	
		Theft From Motor Vehicle		3	1	0	0	
		Theft of Motor Vehicle Parts		4	0	0	0	
		Theft - All Other Larceny		4	2	2	0	
		Motor Vehicle Theft		8	8	6	1	
		Stolen Property Offenses		0	0	0	0	
		Crimes Against Society						
		Animal Cruelty		0	0	0	0	
		Drug/Narcotic Violations		99	99	112	0	
		Drug/Narcotic Equipment Violations		50	50	8	0	
		Gambling - Betting/Wagering		0	0	0	0	
		Gambling - Operating/Promoting		0	0	0	0	
		Gambling - Equipment Violations		0	0	0	0	
		Gambling - Sports Tampering		0	0	0	0	
		Pornography/Obscene Material		0	0	0	0	
		Prostitution		0	0	0	0	
		Prostitution Assisting/Promoting		0	0	0	0	
		Purchasing Prostitution		0	0	0	0	
		Weapon Law Violations		5	5	4	0	
		Total Group A Offenses		225	207	170	9	
Domestic Violence Victims								
Offense	Reported	Cleared						
Murder	0	0						
Aggravated Assault	1	1						
Simple Assault	4	4						
Intimidation	0	0						
Stalking	0	0						
Forcible Rape	0	0						
Forcible Sodomy	0	0						
Sexual Assault W/Object	0	0						
Forcible Fondling	0	0						
Incest	0	0						
Statutory Rape	0	0						
Kidnapping/Abduction	0	0						
Commercial Sex Acts	0	0						
Involuntary Servitude	0	0						
Total	5	5						
Group B Arrests								
Offense	Adult	Juvenile						
Bad Checks	0	0						
Curfew/Vagrancy	0	0						
Disorderly Conduct	2	1						
DUI	15	0						
Drunkenness	10	1						
Family-Non Violent	0	0						
Liquor Law Violations	1	2						
Peeping Tom	0	0						
Trespass	1	0						
All Other Offenses	9	0						
Total Group B	38	4						

Crime in Tennessee 2022

(*) Offenses are counted using the FBI Units of Count for Crime

(**) The 'Arrests' column shows arrests made for incidents during the selected period, regardless of arrest date. Arrest counts for the same period may change over time.

Oneida Police Department - NIBRS Agency Crime Overview - 2022

2022 Population Estimate		3,793		Offenses (*)		Arrests (**)		
Offense Overview		Group A Offenses		Reported	Cleared	Adult	Juvenile	
Offense Total	289	Crimes Against Persons						
Number Cleared	209	Murder		0	0	0	0	
Percent Cleared	72.32%	Negligent Manslaughter		0	0	0	0	
Group A Crimes per 100,000 population	7,619.3	Negligent Vehicular Manslaughter		0	0	0	0	
		Kidnapping/Abduction		0	0	0	0	
		Forcible Rape		2	0	0	0	
		Forcible Sodomy		0	0	0	0	
		Sexual Assault W/Object		0	0	0	0	
		Forcible Fondling		1	0	0	0	
		Incest		0	0	0	0	
		Statutory Rape		0	0	0	0	
		Aggravated Assault		21	18	16	0	
		Simple Assault		27	24	20	1	
		Intimidation		5	1	1	0	
		Stalking		1	1	1	0	
		Commercial Sex Acts		0	0	0	0	
		Involuntary Servitude		0	0	0	0	
		Crimes Against Property						
		Arson		0	0	0	0	
		Bribery		0	0	0	0	
		Burglary		8	3	3	0	
		Counterfeiting/Forgery		6	2	2	0	
		Destruction/Damage/Vandalism		24	12	6	0	
		Embezzlement		0	0	0	0	
		Extortion/Blackmail		0	0	0	0	
		Fraud - False Pretenses		15	12	12	0	
		Fraud - Credit Card/ATM		2	2	2	0	
		Fraud - Impersonation		2	1	0	0	
		Fraud - Welfare		0	0	0	0	
		Fraud - Wire		1	0	0	0	
		Fraud - Identity Theft		0	0	0	0	
		Fraud - Computer Hacking/Invasion		0	0	0	0	
		Robbery		0	0	0	0	
		Theft - Pocket-picking		0	0	0	0	
		Theft - Purse Snatching		0	0	0	0	
		Theft - Shoplifting		57	46	51	0	
		Theft From Building		6	2	2	0	
		Theft From Coin Machine		0	0	0	0	
		Theft From Motor Vehicle		12	3	5	0	
		Theft of Motor Vehicle Parts		0	0	0	0	
		Theft - All Other Larceny		24	10	12	0	
		Motor Vehicle Theft		8	5	4	1	
		Stolen Property Offenses		0	0	0	0	
		Crimes Against Society						
		Animal Cruelty		0	0	0	0	
		Drug/Narcotic Violations		42	42	37	1	
		Drug/Narcotic Equipment Violations		21	21	7	0	
		Gambling - Betting/Wagering		0	0	0	0	
		Gambling - Operating/Promoting		0	0	0	0	
		Gambling - Equipment Violations		0	0	0	0	
		Gambling - Sports Tampering		0	0	0	0	
		Pornography/Obscene Material		0	0	0	0	
		Prostitution		0	0	0	0	
		Prostitution Assisting/Promoting		0	0	0	0	
		Purchasing Prostitution		0	0	0	0	
		Weapon Law Violations		4	4	1	0	
		Total Group A Offenses		289	209	182	3	
Domestic Violence Victims								
Offense	Reported	Cleared						
Murder	0	0						
Aggravated Assault	7	5						
Simple Assault	15	14						
Intimidation	2	0						
Stalking	1	1						
Forcible Rape	0	0						
Forcible Sodomy	0	0						
Sexual Assault W/Object	0	0						
Forcible Fondling	0	0						
Incest	0	0						
Statutory Rape	0	0						
Kidnapping/Abduction	0	0						
Commercial Sex Acts	0	0						
Involuntary Servitude	0	0						
Total	25	20						
Group B Arrests								
Offense	Adult	Juvenile						
Bad Checks	0	0						
Curfew/Vagrancy	0	0						
Disorderly Conduct	6	0						
DUI	10	0						
Drunkenness	11	0						
Family-Non Violent	0	0						
Liquor Law Violations	9	0						
Peeping Tom	0	0						
Trespass	1	0						
All Other Offenses	20	0						
Total Group B	57	0						

Crime in Tennessee 2022

(*) Offenses are counted using the FBI Units of Count for Crime

(**) The 'Arrests' column shows arrests made for incidents during the selected period, regardless of arrest date. Arrest counts for the same period may change over time.

Paris Police Department - NIBRS Agency Crime Overview - 2022

2022 Population Estimate		10,371		Offenses (*)		Arrests (**)		
Offense Overview		Group A Offenses		Reported	Cleared	Adult	Juvenile	
Offense Total	668	Crimes Against Persons						
Number Cleared	454	Murder		1	1	1	0	
Percent Cleared	67.96%	Negligent Manslaughter		0	0	0	0	
Group A Crimes per 100,000 population	6,441.0	Negligent Vehicular Manslaughter		0	0	0	0	
		Kidnapping/Abduction		1	1	1	0	
		Forcible Rape		1	1	1	0	
		Forcible Sodomy		0	0	0	0	
		Sexual Assault W/Object		0	0	0	0	
		Forcible Fondling		1	0	0	0	
		Incest		0	0	0	0	
		Statutory Rape		1	1	1	0	
		Aggravated Assault		35	30	25	3	
		Simple Assault		91	81	73	7	
		Intimidation		7	6	4	2	
		Stalking		1	1	1	0	
		Commercial Sex Acts		0	0	0	0	
		Involuntary Servitude		0	0	0	0	
		Crimes Against Property						
		Arson		0	0	0	0	
		Bribery		0	0	0	0	
		Burglary		35	7	6	0	
		Counterfeiting/Forgery		11	4	3	0	
		Destruction/Damage/Vandalism		45	15	12	3	
		Embezzlement		2	1	1	0	
		Extortion/Blackmail		0	0	0	0	
		Fraud - False Pretenses		38	34	37	0	
		Fraud - Credit Card/ATM		3	1	1	0	
		Fraud - Impersonation		0	0	0	0	
		Fraud - Welfare		0	0	0	0	
		Fraud - Wire		1	0	0	0	
		Fraud - Identity Theft		0	0	0	0	
		Fraud - Computer Hacking/Invasion		0	0	0	0	
		Robbery		1	0	0	0	
		Theft - Pocket-picking		0	0	0	0	
		Theft - Purse Snatching		0	0	0	0	
		Theft - Shoplifting		141	100	97	8	
		Theft From Building		16	1	2	0	
		Theft From Coin Machine		0	0	0	0	
		Theft From Motor Vehicle		26	7	4	3	
		Theft of Motor Vehicle Parts		6	0	0	0	
		Theft - All Other Larceny		39	8	6	1	
		Motor Vehicle Theft		13	3	2	1	
		Stolen Property Offenses		0	0	0	0	
		Crimes Against Society						
		Animal Cruelty		0	0	0	0	
		Drug/Narcotic Violations		85	84	81	4	
		Drug/Narcotic Equipment Violations		57	57	21	0	
		Gambling - Betting/Wagering		0	0	0	0	
		Gambling - Operating/Promoting		0	0	0	0	
		Gambling - Equipment Violations		0	0	0	0	
		Gambling - Sports Tampering		0	0	0	0	
		Pornography/Obscene Material		1	1	0	1	
		Prostitution		0	0	0	0	
		Prostitution Assisting/Promoting		0	0	0	0	
		Purchasing Prostitution		0	0	0	0	
		Weapon Law Violations		9	9	4	0	
		Total Group A Offenses		668	454	384	33	
Domestic Violence Victims								
Offense	Reported	Cleared						
Murder	0	0						
Aggravated Assault	14	13						
Simple Assault	64	59						
Intimidation	2	2						
Stalking	1	1						
Forcible Rape	0	0						
Forcible Sodomy	0	0						
Sexual Assault W/Object	0	0						
Forcible Fondling	1	0						
Incest	0	0						
Statutory Rape	0	0						
Kidnapping/Abduction	1	1						
Commercial Sex Acts	0	0						
Involuntary Servitude	0	0						
Total	83	76						
Group B Arrests								
Offense	Adult	Juvenile						
Bad Checks	0	0						
Curfew/Vagrancy	1	0						
Disorderly Conduct	5	0						
DUI	16	0						
Drunkenness	26	0						
Family-Non Violent	0	0						
Liquor Law Violations	0	0						
Peeping Tom	0	0						
Trespass	31	0						
All Other Offenses	62	0						
Total Group B	141	0						

Crime in Tennessee 2022

(*) Offenses are counted using the FBI Units of Count for Crime

(**) The 'Arrests' column shows arrests made for incidents during the selected period, regardless of arrest date. Arrest counts for the same period may change over time.

Parsons Police Department - NIBRS Agency Crime Overview - 2022

2022 Population Estimate		2,074	Offenses (*)		Arrests (**)	
Offense Overview			Reported	Cleared	Adult	Juvenile
Group A Offenses						
Crimes Against Persons						
Offense Total	65	Murder	0	0	0	0
Number Cleared	31	Negligent Manslaughter	0	0	0	0
Percent Cleared	47.69%	Negligent Vehicular Manslaughter	0	0	0	0
Group A Crimes per 100,000 population	3,134.0	Kidnapping/Abduction	0	0	0	0
		Forcible Rape	0	0	0	0
		Forcible Sodomy	0	0	0	0
		Sexual Assault W/Object	0	0	0	0
		Forcible Fondling	0	0	0	0
		Incest	0	0	0	0
		Statutory Rape	0	0	0	0
		Aggravated Assault	3	2	1	0
		Simple Assault	9	8	8	0
		Intimidation	0	0	0	0
		Stalking	4	2	1	0
		Commercial Sex Acts	0	0	0	0
		Involuntary Servitude	0	0	0	0
		Crimes Against Property				
		Arson	0	0	0	0
		Bribery	0	0	0	0
		Burglary	6	2	2	0
		Counterfeiting/Forgery	0	0	0	0
		Destruction/Damage/Vandalism	10	2	1	0
		Embezzlement	0	0	0	0
		Extortion/Blackmail	0	0	0	0
		Fraud - False Pretenses	1	0	0	0
		Fraud - Credit Card/ATM	0	0	0	0
		Fraud - Impersonation	0	0	0	0
		Fraud - Welfare	0	0	0	0
		Fraud - Wire	1	0	0	0
		Fraud - Identity Theft	1	1	0	0
		Fraud - Computer Hacking/Invasion	0	0	0	0
		Robbery	0	0	0	0
		Theft - Pocket-picking	0	0	0	0
		Theft - Purse Snatching	0	0	0	0
		Theft - Shoplifting	6	1	2	0
		Theft From Building	2	2	2	0
		Theft From Coin Machine	0	0	0	0
		Theft From Motor Vehicle	4	1	2	0
		Theft of Motor Vehicle Parts	1	0	0	0
		Theft - All Other Larceny	8	2	2	0
		Motor Vehicle Theft	2	2	3	0
		Stolen Property Offenses	0	0	0	0
		Crimes Against Society				
		Animal Cruelty	0	0	0	0
		Drug/Narcotic Violations	5	4	1	0
		Drug/Narcotic Equipment Violations	2	2	1	0
		Gambling - Betting/Wagering	0	0	0	0
		Gambling - Operating/Promoting	0	0	0	0
		Gambling - Equipment Violations	0	0	0	0
		Gambling - Sports Tampering	0	0	0	0
		Pornography/Obscene Material	0	0	0	0
		Prostitution	0	0	0	0
		Prostitution Assisting/Promoting	0	0	0	0
		Purchasing Prostitution	0	0	0	0
		Weapon Law Violations	0	0	0	0
		Total Group A Offenses	65	31	26	0
Domestic Violence Victims						
Offense	Reported	Cleared				
Murder	0	0				
Aggravated Assault	1	1				
Simple Assault	4	4				
Intimidation	0	0				
Stalking	1	0				
Forcible Rape	0	0				
Forcible Sodomy	0	0				
Sexual Assault W/Object	0	0				
Forcible Fondling	0	0				
Incest	0	0				
Statutory Rape	0	0				
Kidnapping/Abduction	0	0				
Commercial Sex Acts	0	0				
Involuntary Servitude	0	0				
Total	6	5				
Group B Arrests						
Offense	Adult	Juvenile				
Bad Checks	0	0				
Curfew/Vagrancy	0	0				
Disorderly Conduct	2	0				
DUI	4	0				
Drunkenness	2	0				
Family-Non Violent	0	0				
Liquor Law Violations	0	0				
Peeping Tom	0	0				
Trespass	3	0				
All Other Offenses	8	0				
Total Group B	19	0				

Crime in Tennessee 2022

(*) Offenses are counted using the FBI Units of Count for Crime

(**) The 'Arrests' column shows arrests made for incidents during the selected period, regardless of arrest date. Arrest counts for the same period may change over time.

Petersburg Police Department - NIBRS Agency Crime Overview - 2022

2022 Population Estimate		537	Offenses (*)		Arrests (**)		
Offense Overview			Reported	Cleared	Adult	Juvenile	
Group A Offenses							
Crimes Against Persons							
Offense Total	12	Murder	0	0	0	0	
Number Cleared	1	Negligent Manslaughter	0	0	0	0	
Percent Cleared	8.33%	Negligent Vehicular Manslaughter	0	0	0	0	
Group A Crimes per 100,000 population	2,234.6	Kidnapping/Abduction	0	0	0	0	
		Forcible Rape	0	0	0	0	
		Forcible Sodomy	0	0	0	0	
		Sexual Assault W/Object	0	0	0	0	
		Forcible Fondling	0	0	0	0	
		Incest	0	0	0	0	
Arrest Overview		Statutory Rape	0	0	0	0	
Total Arrests	5	Aggravated Assault	0	0	0	0	
Adult Arrests	5	Simple Assault	4	0	0	0	
Juvenile Arrests	0	Intimidation	0	0	0	0	
Unknown Age	0	Stalking	0	0	0	0	
Arrests per 100,000 population	931.1	Commercial Sex Acts	0	0	0	0	
		Involuntary Servitude	0	0	0	0	
Average number offenses/incident	1.09	Crimes Against Property					
Domestic Violence Victims							
Offense	Reported	Cleared	Arson	0	0	0	0
Murder	0	0	Bribery	0	0	0	0
Aggravated Assault	0	0	Burglary	0	0	0	0
Simple Assault	1	0	Counterfeiting/Forgery	1	0	0	0
Intimidation	0	0	Destruction/Damage/Vandalism	2	1	1	0
Stalking	0	0	Embezzlement	0	0	0	0
Forcible Rape	0	0	Extortion/Blackmail	0	0	0	0
Forcible Sodomy	0	0	Fraud - False Pretenses	0	0	0	0
Sexual Assault W/Object	0	0	Fraud - Credit Card/ATM	1	0	0	0
Forcible Fondling	0	0	Fraud - Impersonation	0	0	0	0
Incest	0	0	Fraud - Welfare	0	0	0	0
Statutory Rape	0	0	Fraud - Wire	0	0	0	0
Kidnapping/Abduction	0	0	Fraud - Identity Theft	0	0	0	0
Commercial Sex Acts	0	0	Fraud - Computer Hacking/Invasion	0	0	0	0
Involuntary Servitude	0	0	Robbery	0	0	0	0
Total	1	0	Theft - Pocket-picking	0	0	0	0
			Theft - Purse Snatching	0	0	0	0
			Theft - Shoplifting	0	0	0	0
			Theft From Building	2	0	0	0
			Theft From Coin Machine	0	0	0	0
			Theft From Motor Vehicle	0	0	0	0
			Theft of Motor Vehicle Parts	0	0	0	0
			Theft - All Other Larceny	1	0	0	0
			Motor Vehicle Theft	1	0	0	0
			Stolen Property Offenses	0	0	0	0
			Crimes Against Society				
			Animal Cruelty	0	0	0	0
			Drug/Narcotic Violations	0	0	0	0
			Drug/Narcotic Equipment Violations	0	0	0	0
			Gambling - Betting/Wagering	0	0	0	0
			Gambling - Operating/Promoting	0	0	0	0
			Gambling - Equipment Violations	0	0	0	0
			Gambling - Sports Tampering	0	0	0	0
			Pornography/Obscene Material	0	0	0	0
			Prostitution	0	0	0	0
			Prostitution Assisting/Promoting	0	0	0	0
			Purchasing Prostitution	0	0	0	0
			Weapon Law Violations	0	0	0	0
			Total Group A Offenses	12	1	1	0
Group B Arrests							
Offense	Adult	Juvenile					
Bad Checks	0	0					
Curfew/Vagrancy	0	0					
Disorderly Conduct	0	0					
DUI	0	0					
Drunkenness	0	0					
Family-Non Violent	0	0					
Liquor Law Violations	0	0					
Peeping Tom	0	0					
Trespass	0	0					
All Other Offenses	4	0					
Total Group B	4	0					

Crime in Tennessee 2022

(*) Offenses are counted using the FBI Units of Count for Crime

(**) The 'Arrests' column shows arrests made for incidents during the selected period, regardless of arrest date. Arrest counts for the same period may change over time.

Pigeon Forge Police Department - NIBRS Agency Crime Overview - 2022

2022 Population Estimate		6,340		Offenses (*)		Arrests (**)	
Offense Overview				Reported	Cleared	Adult	Juvenile
Offense Total		1,048					
Number Cleared		522					
Percent Cleared		49.81%					
Group A Crimes per 100,000 population		16,530.0					
Arrest Overview							
Total Arrests		808					
Adult Arrests		776					
Juvenile Arrests		32					
Unknown Age		0					
Arrests per 100,000 population		12,744.5					
Average number offenses/incident		1.23					
Domestic Violence Victims				Crimes Against Persons			
Offense	Reported	Cleared		Murder			
Murder	0	0		0	0	0	0
Aggravated Assault	12	10		Negligent Manslaughter	0	0	0
Simple Assault	123	97		Negligent Vehicular Manslaughter	0	0	0
Intimidation	11	8		Kidnapping/Abduction	7	4	4
Stalking	0	0		Forcible Rape	9	2	1
Forcible Rape	2	0		Forcible Sodomy	0	0	0
Forcible Sodomy	0	0		Sexual Assault W/Object	1	0	0
Sexual Assault W/Object	0	0		Forcible Fondling	10	4	2
Forcible Fondling	2	1		Incest	0	0	0
Incest	0	0		Statutory Rape	6	3	2
Statutory Rape	0	0		Aggravated Assault	37	29	27
Kidnapping/Abduction	6	3		Simple Assault	208	135	104
Commercial Sex Acts	0	0		Intimidation	45	12	6
Involuntary Servitude	0	0		Stalking	2	0	0
Total	156	119		Commercial Sex Acts	0	0	0
Group B Arrests				Crimes Against Property			
Offense	Adult	Juvenile		Arson			
Bad Checks	0	0		Bribery	0	0	0
Curfew/Vagrancy	0	0		Burglary	30	9	6
Disorderly Conduct	5	1		Counterfeiting/Forgery	28	4	4
DUI	107	3		Destruction/Damage/Vandalism	85	18	9
Drunkenness	159	3		Embezzlement	13	9	4
Family-Non Violent	0	0		Extortion/Blackmail	6	1	1
Liquor Law Violations	73	6		Fraud - False Pretenses	30	5	4
Peeping Tom	0	0		Fraud - Credit Card/ATM	28	5	4
Trespass	15	0		Fraud - Impersonation	8	7	6
All Other Offenses	55	8		Fraud - Welfare	0	0	0
Total Group B	414	21		Fraud - Wire	5	1	0
				Fraud - Identity Theft	1	0	0
				Fraud - Computer Hacking/Invasion	2	0	0
				Robbery	5	1	1
				Theft - Pocket-picking	0	0	0
				Theft - Purse Snatching	1	0	0
				Theft - Shoplifting	18	11	7
				Theft From Building	70	13	5
				Theft From Coin Machine	2	0	0
				Theft From Motor Vehicle	32	5	2
				Theft of Motor Vehicle Parts	29	0	1
				Theft - All Other Larceny	44	8	15
				Motor Vehicle Theft	30	11	12
				Stolen Property Offenses	22	20	9
				Total Group A Offenses	1,048	522	362
				Crimes Against Society			
				Animal Cruelty	4	4	4
				Drug/Narcotic Violations	128	110	103
				Drug/Narcotic Equipment Violations	70	61	8
				Gambling - Betting/Wagering	0	0	0
				Gambling - Operating/Promoting	0	0	0
				Gambling - Equipment Violations	0	0	0
				Gambling - Sports Tampering	0	0	0
				Pornography/Obscene Material	1	0	0
				Prostitution	0	0	0
				Prostitution Assisting/Promoting	0	0	0
				Purchasing Prostitution	0	0	0
				Weapon Law Violations	29	29	10
				Total Group A Offenses	1,048	522	362

Crime in Tennessee 2022

(*) Offenses are counted using the FBI Units of Count for Crime

(**) The 'Arrests' column shows arrests made for incidents during the selected period, regardless of arrest date. Arrest counts for the same period may change over time.

Pikeville Police Department - NIBRS Agency Crime Overview - 2022

2022 Population Estimate		1,889		Offenses (*)		Arrests (**)	
				Reported	Cleared	Adult	Juvenile
Offense Overview				Group A Offenses			
Crimes Against Persons							
Offense Total	107	Murder	0	0	0	0	
Number Cleared	50	Negligent Manslaughter	0	0	0	0	
Percent Cleared	46.73%	Negligent Vehicular Manslaughter	0	0	0	0	
Group A Crimes per 100,000 population	5,664.4	Kidnapping/Abduction	0	0	0	0	
		Forcible Rape	0	0	0	0	
		Forcible Sodomy	0	0	0	0	
		Sexual Assault W/Object	0	0	0	0	
		Forcible Fondling	2	0	0	0	
Arrest Overview		Incest	0	0	0	0	
Total Arrests	78	Statutory Rape	0	0	0	0	
Adult Arrests	77	Aggravated Assault	4	1	1	0	
Juvenile Arrests	1	Simple Assault	15	10	6	1	
Unknown Age	0	Intimidation	5	0	0	0	
Arrests per 100,000 population	4,129.2	Stalking	0	0	0	0	
		Commercial Sex Acts	0	0	0	0	
Average number offenses/incident	1.13	Involuntary Servitude	0	0	0	0	
		Crimes Against Property					
Domestic Violence Victims		Arson	0	0	0	0	
Offense	Reported	Cleared	Bribery	0	0	0	
Murder	0	0	Burglary	5	0	0	
Aggravated Assault	3	1	Counterfeiting/Forgery	1	0	0	
Simple Assault	8	6	Destruction/Damage/Vandalism	11	3	2	
Intimidation	1	0	Embezzlement	0	0	0	
Stalking	0	0	Extortion/Blackmail	0	0	0	
Forcible Rape	0	0	Fraud - False Pretenses	1	0	0	
Forcible Sodomy	0	0	Fraud - Credit Card/ATM	1	0	0	
Sexual Assault W/Object	0	0	Fraud - Impersonation	2	1	1	
Forcible Fondling	0	0	Fraud - Welfare	0	0	0	
Incest	0	0	Fraud - Wire	0	0	0	
Statutory Rape	0	0	Fraud - Identity Theft	0	0	0	
Kidnapping/Abduction	0	0	Fraud - Computer Hacking/Invasion	0	0	0	
Commercial Sex Acts	0	0	Robbery	0	0	0	
Involuntary Servitude	0	0	Theft - Pocket-picking	0	0	0	
Total	12	7	Theft - Purse Snatching	0	0	0	
			Theft - Shoplifting	2	1	1	
			Theft From Building	7	1	0	
Group B Arrests			Theft From Coin Machine	0	0	0	
Offense	Adult	Juvenile	Theft From Motor Vehicle	8	0	0	
Bad Checks	0	0	Theft of Motor Vehicle Parts	1	0	0	
Curfew/Vagrancy	0	0	Theft - All Other Larceny	4	1	1	
Disorderly Conduct	3	0	Motor Vehicle Theft	1	0	0	
DUI	7	0	Stolen Property Offenses	0	0	0	
Drunkenness	13	0	Crimes Against Society				
Family-Non Violent	0	0	Animal Cruelty	0	0	0	
Liquor Law Violations	1	0	Drug/Narcotic Violations	33	29	29	
Peeping Tom	0	0	Drug/Narcotic Equipment Violations	3	3	1	
Trespass	4	0	Gambling - Betting/Wagering	0	0	0	
All Other Offenses	7	0	Gambling - Operating/Promoting	0	0	0	
Total Group B	35	0	Gambling - Equipment Violations	0	0	0	
			Gambling - Sports Tampering	0	0	0	
			Pornography/Obscene Material	0	0	0	
			Prostitution	0	0	0	
			Prostitution Assisting/Promoting	0	0	0	
			Purchasing Prostitution	0	0	0	
			Weapon Law Violations	1	0	0	
			Total Group A Offenses	107	50	42	
						1	

Crime in Tennessee 2022

(*) Offenses are counted using the FBI Units of Count for Crime

(**) The 'Arrests' column shows arrests made for incidents during the selected period, regardless of arrest date. Arrest counts for the same period may change over time.

Piperton Police Department - NIBRS Agency Crime Overview - 2022

2022 Population Estimate		2,696		Offenses (*)		Arrests (**)	
				Reported	Cleared	Adult	Juvenile
Offense Overview				Group A Offenses			
				Crimes Against Persons			
Offense Total	45	Murder	0	0	0	0	
Number Cleared	3	Negligent Manslaughter	0	0	0	0	
Percent Cleared	6.67%	Negligent Vehicular Manslaughter	0	0	0	0	
Group A Crimes per 100,000 population	1,669.1	Kidnapping/Abduction	0	0	0	0	
		Forcible Rape	0	0	0	0	
		Forcible Sodomy	0	0	0	0	
		Sexual Assault W/Object	0	0	0	0	
		Forcible Fondling	0	0	0	0	
		Incest	0	0	0	0	
		Statutory Rape	0	0	0	0	
		Aggravated Assault	0	0	0	0	
		Simple Assault	0	0	0	0	
		Intimidation	2	0	0	0	
		Stalking	2	0	0	0	
		Commercial Sex Acts	0	0	0	0	
		Involuntary Servitude	0	0	0	0	
		Crimes Against Property					
		Arson	0	0	0	0	
		Bribery	0	0	0	0	
		Burglary	3	0	0	0	
		Counterfeiting/Forgery	9	0	0	0	
		Destruction/Damage/Vandalism	0	0	0	0	
		Embezzlement	0	0	0	0	
		Extortion/Blackmail	1	0	0	0	
		Fraud - False Pretenses	12	0	0	0	
		Fraud - Credit Card/ATM	1	0	0	0	
		Fraud - Impersonation	0	0	0	0	
		Fraud - Welfare	0	0	0	0	
		Fraud - Wire	3	0	0	0	
		Fraud - Identity Theft	0	0	0	0	
		Fraud - Computer Hacking/Invasion	0	0	0	0	
		Robbery	0	0	0	0	
		Theft - Pocket-picking	0	0	0	0	
		Theft - Purse Snatching	0	0	0	0	
		Theft - Shoplifting	0	0	0	0	
		Theft From Building	5	1	1	0	
		Theft From Coin Machine	0	0	0	0	
		Theft From Motor Vehicle	2	0	0	0	
		Theft of Motor Vehicle Parts	0	0	0	0	
		Theft - All Other Larceny	2	0	0	0	
		Motor Vehicle Theft	0	0	0	0	
		Stolen Property Offenses	0	0	0	0	
		Crimes Against Society					
		Animal Cruelty	0	0	0	0	
		Drug/Narcotic Violations	2	2	2	0	
		Drug/Narcotic Equipment Violations	0	0	0	0	
		Gambling - Betting/Wagering	0	0	0	0	
		Gambling - Operating/Promoting	0	0	0	0	
		Gambling - Equipment Violations	0	0	0	0	
		Gambling - Sports Tampering	0	0	0	0	
		Pornography/Obscene Material	0	0	0	0	
		Prostitution	0	0	0	0	
		Prostitution Assisting/Promoting	0	0	0	0	
		Purchasing Prostitution	0	0	0	0	
		Weapon Law Violations	1	0	0	0	
		Total Group A Offenses	45	3	3	0	
Domestic Violence Victims							
Offense	Reported	Cleared					
Murder	0	0					
Aggravated Assault	0	0					
Simple Assault	0	0					
Intimidation	0	0					
Stalking	1	0					
Forcible Rape	0	0					
Forcible Sodomy	0	0					
Sexual Assault W/Object	0	0					
Forcible Fondling	0	0					
Incest	0	0					
Statutory Rape	0	0					
Kidnapping/Abduction	0	0					
Commercial Sex Acts	0	0					
Involuntary Servitude	0	0					
Total	1	0					
Group B Arrests							
Offense	Adult	Juvenile					
Bad Checks	0	0					
Curfew/Vagrancy	0	0					
Disorderly Conduct	0	0					
DUI	1	0					
Drunkenness	0	0					
Family-Non Violent	0	0					
Liquor Law Violations	0	0					
Peeping Tom	0	0					
Trespass	0	0					
All Other Offenses	0	0					
Total Group B	1	0					

Crime in Tennessee 2022

(*) Offenses are counted using the FBI Units of Count for Crime

(**) The 'Arrests' column shows arrests made for incidents during the selected period, regardless of arrest date. Arrest counts for the same period may change over time.

Pittman Center Police Department - NIBRS Agency Crime Overview - 2022

2022 Population Estimate		468	Offenses (*)		Arrests (**)	
Offense Overview			Reported	Cleared	Adult	Juvenile
Group A Offenses						
Crimes Against Persons						
Offense Total	8	Murder	0	0	0	0
Number Cleared	0	Negligent Manslaughter	0	0	0	0
Percent Cleared	0.00%	Negligent Vehicular Manslaughter	0	0	0	0
Group A Crimes per 100,000 population	1,709.4	Kidnapping/Abduction	0	0	0	0
		Forcible Rape	0	0	0	0
		Forcible Sodomy	0	0	0	0
		Sexual Assault W/Object	0	0	0	0
		Forcible Fondling	0	0	0	0
		Incest	0	0	0	0
		Statutory Rape	0	0	0	0
		Aggravated Assault	0	0	0	0
		Simple Assault	1	0	0	0
		Intimidation	1	0	0	0
		Stalking	0	0	0	0
		Commercial Sex Acts	0	0	0	0
		Involuntary Servitude	0	0	0	0
		Crimes Against Property				
		Arson	0	0	0	0
		Bribery	0	0	0	0
		Burglary	2	0	0	0
		Counterfeiting/Forgery	0	0	0	0
		Destruction/Damage/Vandalism	3	0	0	0
		Embezzlement	0	0	0	0
		Extortion/Blackmail	0	0	0	0
		Fraud - False Pretenses	0	0	0	0
		Fraud - Credit Card/ATM	0	0	0	0
		Fraud - Impersonation	0	0	0	0
		Fraud - Welfare	0	0	0	0
		Fraud - Wire	0	0	0	0
		Fraud - Identity Theft	0	0	0	0
		Fraud - Computer Hacking/Invasion	0	0	0	0
		Robbery	0	0	0	0
		Theft - Pocket-picking	0	0	0	0
		Theft - Purse Snatching	0	0	0	0
		Theft - Shoplifting	0	0	0	0
		Theft From Building	0	0	0	0
		Theft From Coin Machine	0	0	0	0
		Theft From Motor Vehicle	0	0	0	0
		Theft of Motor Vehicle Parts	0	0	0	0
		Theft - All Other Larceny	1	0	0	0
		Motor Vehicle Theft	0	0	0	0
		Stolen Property Offenses	0	0	0	0
		Crimes Against Society				
		Animal Cruelty	0	0	0	0
		Drug/Narcotic Violations	0	0	0	0
		Drug/Narcotic Equipment Violations	0	0	0	0
		Gambling - Betting/Wagering	0	0	0	0
		Gambling - Operating/Promoting	0	0	0	0
		Gambling - Equipment Violations	0	0	0	0
		Gambling - Sports Tampering	0	0	0	0
		Pornography/Obscene Material	0	0	0	0
		Prostitution	0	0	0	0
		Prostitution Assisting/Promoting	0	0	0	0
		Purchasing Prostitution	0	0	0	0
		Weapon Law Violations	0	0	0	0
		Total Group A Offenses	8	0	0	0
Domestic Violence Victims						
Offense	Reported	Cleared				
Murder	0	0				
Aggravated Assault	0	0				
Simple Assault	0	0				
Intimidation	1	0				
Stalking	0	0				
Forcible Rape	0	0				
Forcible Sodomy	0	0				
Sexual Assault W/Object	0	0				
Forcible Fondling	0	0				
Incest	0	0				
Statutory Rape	0	0				
Kidnapping/Abduction	0	0				
Commercial Sex Acts	0	0				
Involuntary Servitude	0	0				
Total	1	0				
Group B Arrests						
Offense	Adult	Juvenile				
Bad Checks	0	0				
Curfew/Vagrancy	0	0				
Disorderly Conduct	0	0				
DUI	0	0				
Drunkenness	0	0				
Family-Non Violent	0	0				
Liquor Law Violations	0	0				
Peeping Tom	0	0				
Trespass	0	0				
All Other Offenses	0	0				
Total Group B	0	0				

Crime in Tennessee 2022

(*) Offenses are counted using the FBI Units of Count for Crime

(**) The 'Arrests' column shows arrests made for incidents during the selected period, regardless of arrest date. Arrest counts for the same period may change over time.

Plainview Police Department - NIBRS Agency Crime Overview - 2022

2022 Population Estimate		2,118		Offenses (*)		Arrests (**)		
Offense Overview		Group A Offenses		Reported	Cleared	Adult	Juvenile	
Offense Total	33	Crimes Against Persons						
Number Cleared	17	Murder		0	0	0	0	
Percent Cleared	51.52%	Negligent Manslaughter		0	0	0	0	
Group A Crimes per 100,000 population	1,558.1	Negligent Vehicular Manslaughter		0	0	0	0	
		Kidnapping/Abduction		0	0	0	0	
		Forcible Rape		0	0	0	0	
		Forcible Sodomy		0	0	0	0	
		Sexual Assault W/Object		0	0	0	0	
		Forcible Fondling		0	0	0	0	
		Incest		0	0	0	0	
		Statutory Rape		0	0	0	0	
		Aggravated Assault		2	2	2	0	
		Simple Assault		6	6	5	0	
		Intimidation		1	1	1	0	
		Stalking		0	0	0	0	
		Commercial Sex Acts		0	0	0	0	
		Involuntary Servitude		0	0	0	0	
		Crimes Against Property						
		Arson		0	0	0	0	
		Bribery		0	0	0	0	
		Burglary		4	1	0	0	
		Counterfeiting/Forgery		0	0	0	0	
		Destruction/Damage/Vandalism		6	1	0	0	
		Embezzlement		0	0	0	0	
		Extortion/Blackmail		0	0	0	0	
		Fraud - False Pretenses		0	0	0	0	
		Fraud - Credit Card/ATM		0	0	0	0	
		Fraud - Impersonation		1	1	1	0	
		Fraud - Welfare		0	0	0	0	
		Fraud - Wire		0	0	0	0	
		Fraud - Identity Theft		0	0	0	0	
		Fraud - Computer Hacking/Invasion		0	0	0	0	
		Robbery		0	0	0	0	
		Theft - Pocket-picking		0	0	0	0	
		Theft - Purse Snatching		0	0	0	0	
		Theft - Shoplifting		3	3	2	1	
		Theft From Building		3	1	1	0	
		Theft From Coin Machine		0	0	0	0	
		Theft From Motor Vehicle		2	0	0	0	
		Theft of Motor Vehicle Parts		1	0	0	0	
		Theft - All Other Larceny		3	0	0	0	
		Motor Vehicle Theft		0	0	0	0	
		Stolen Property Offenses		0	0	0	0	
		Crimes Against Society						
		Animal Cruelty		0	0	0	0	
		Drug/Narcotic Violations		0	0	0	0	
		Drug/Narcotic Equipment Violations		0	0	0	0	
		Gambling - Betting/Wagering		0	0	0	0	
		Gambling - Operating/Promoting		0	0	0	0	
		Gambling - Equipment Violations		0	0	0	0	
		Gambling - Sports Tampering		0	0	0	0	
		Pornography/Obscene Material		0	0	0	0	
		Prostitution		0	0	0	0	
		Prostitution Assisting/Promoting		0	0	0	0	
		Purchasing Prostitution		0	0	0	0	
		Weapon Law Violations		1	1	0	0	
		Total Group A Offenses		33	17	12	1	
Domestic Violence Victims								
Offense	Reported	Cleared						
Murder	0	0	Burglary		4	1	0	0
Aggravated Assault	1	1	Counterfeiting/Forgery		0	0	0	0
Simple Assault	4	4	Destruction/Damage/Vandalism		6	1	0	0
Intimidation	1	1	Embezzlement		0	0	0	0
Stalking	0	0	Extortion/Blackmail		0	0	0	0
Forcible Rape	0	0	Fraud - False Pretenses		0	0	0	0
Forcible Sodomy	0	0	Fraud - Credit Card/ATM		0	0	0	0
Sexual Assault W/Object	0	0	Fraud - Impersonation		1	1	1	0
Forcible Fondling	0	0	Fraud - Welfare		0	0	0	0
Incest	0	0	Fraud - Wire		0	0	0	0
Statutory Rape	0	0	Fraud - Identity Theft		0	0	0	0
Kidnapping/Abduction	0	0	Fraud - Computer Hacking/Invasion		0	0	0	0
Commercial Sex Acts	0	0	Robbery		0	0	0	0
Involuntary Servitude	0	0	Theft - Pocket-picking		0	0	0	0
Total	6	6	Theft - Purse Snatching		0	0	0	0
			Theft - Shoplifting		3	3	2	1
			Theft From Building		3	1	1	0
			Theft From Coin Machine		0	0	0	0
			Theft From Motor Vehicle		2	0	0	0
			Theft of Motor Vehicle Parts		1	0	0	0
			Theft - All Other Larceny		3	0	0	0
			Motor Vehicle Theft		0	0	0	0
			Stolen Property Offenses		0	0	0	0
			Crimes Against Society					
			Animal Cruelty		0	0	0	0
			Drug/Narcotic Violations		0	0	0	0
			Drug/Narcotic Equipment Violations		0	0	0	0
			Gambling - Betting/Wagering		0	0	0	0
			Gambling - Operating/Promoting		0	0	0	0
			Gambling - Equipment Violations		0	0	0	0
			Gambling - Sports Tampering		0	0	0	0
			Pornography/Obscene Material		0	0	0	0
			Prostitution		0	0	0	0
			Prostitution Assisting/Promoting		0	0	0	0
			Purchasing Prostitution		0	0	0	0
			Weapon Law Violations		1	1	0	0
			Total Group B		1	0	0	0

Crime in Tennessee 2022

(*) Offenses are counted using the FBI Units of Count for Crime

(**) The 'Arrests' column shows arrests made for incidents during the selected period, regardless of arrest date. Arrest counts for the same period may change over time.

Pleasant View Police Department - NIBRS Agency Crime Overview - 2022

2022 Population Estimate		5,379		Offenses (*)		Arrests (**)		
Offense Overview		Group A Offenses		Reported	Cleared	Adult	Juvenile	
Offense Total	180	Crimes Against Persons						
Number Cleared	66	Murder		0	0	0	0	
Percent Cleared	36.67%	Negligent Manslaughter		0	0	0	0	
Group A Crimes per 100,000 population	3,346.3	Negligent Vehicular Manslaughter		0	0	0	0	
		Kidnapping/Abduction		1	1	0	2	
		Forcible Rape		0	0	0	0	
		Forcible Sodomy		0	0	0	0	
		Sexual Assault W/Object		0	0	0	0	
		Forcible Fondling		3	0	0	0	
		Incest		0	0	0	0	
		Statutory Rape		0	0	0	0	
		Aggravated Assault		12	11	7	2	
		Simple Assault		15	2	3	0	
		Intimidation		8	1	1	0	
		Stalking		1	0	0	0	
		Commercial Sex Acts		0	0	0	0	
		Involuntary Servitude		0	0	0	0	
		Crimes Against Property						
		Arson		0	0	0	0	
		Bribery		0	0	0	0	
		Burglary		2	1	1	0	
		Counterfeiting/Forgery		5	2	2	0	
		Destruction/Damage/Vandalism		13	1	0	2	
		Embezzlement		0	0	0	0	
		Extortion/Blackmail		0	0	0	0	
		Fraud - False Pretenses		3	0	0	0	
		Fraud - Credit Card/ATM		8	0	0	0	
		Fraud - Impersonation		2	2	0	0	
		Fraud - Welfare		0	0	0	0	
		Fraud - Wire		0	0	0	0	
		Fraud - Identity Theft		1	0	0	0	
		Fraud - Computer Hacking/Invasion		0	0	0	0	
		Robbery		4	3	2	2	
		Theft - Pocket-picking		0	0	0	0	
		Theft - Purse Snatching		0	0	0	0	
		Theft - Shoplifting		4	1	0	0	
		Theft From Building		15	0	0	0	
		Theft From Coin Machine		0	0	0	0	
		Theft From Motor Vehicle		11	1	0	0	
		Theft of Motor Vehicle Parts		7	0	0	0	
		Theft - All Other Larceny		10	0	0	0	
		Motor Vehicle Theft		9	1	1	1	
		Stolen Property Offenses		0	0	0	0	
		Crimes Against Society						
		Animal Cruelty		0	0	0	0	
		Drug/Narcotic Violations		30	24	25	1	
		Drug/Narcotic Equipment Violations		10	9	3	0	
		Gambling - Betting/Wagering		0	0	0	0	
		Gambling - Operating/Promoting		0	0	0	0	
		Gambling - Equipment Violations		0	0	0	0	
		Gambling - Sports Tampering		0	0	0	0	
		Pornography/Obscene Material		0	0	0	0	
		Prostitution		0	0	0	0	
		Prostitution Assisting/Promoting		0	0	0	0	
		Purchasing Prostitution		0	0	0	0	
		Weapon Law Violations		6	6	4	0	
		Total Group A Offenses		180	66	49	10	
Domestic Violence Victims								
Offense	Reported	Cleared						
Murder	0	0						
Aggravated Assault	5	4						
Simple Assault	8	1						
Intimidation	3	0						
Stalking	1	0						
Forcible Rape	0	0						
Forcible Sodomy	0	0						
Sexual Assault W/Object	0	0						
Forcible Fondling	0	0						
Incest	0	0						
Statutory Rape	0	0						
Kidnapping/Abduction	0	0						
Commercial Sex Acts	0	0						
Involuntary Servitude	0	0						
Total	17	5						
Group B Arrests								
Offense	Adult	Juvenile						
Bad Checks	0	0						
Curfew/Vagrancy	0	0						
Disorderly Conduct	0	0						
DUI	42	0						
Drunkenness	4	0						
Family-Non Violent	1	0						
Liquor Law Violations	2	0						
Peeping Tom	0	0						
Trespass	0	0						
All Other Offenses	5	0						
Total Group B	54	0						

Crime in Tennessee 2022

(*) Offenses are counted using the FBI Units of Count for Crime

(**) The 'Arrests' column shows arrests made for incidents during the selected period, regardless of arrest date. Arrest counts for the same period may change over time.

Portland Police Department - NIBRS Agency Crime Overview - 2022

2022 Population Estimate		13,460		Offenses (*)		Arrests (**)	
Offense Overview				Reported	Cleared	Adult	Juvenile
Offense Total		521		0	0	0	0
Number Cleared		119		0	0	0	0
Percent Cleared		22.84%		0	0	0	0
Group A Crimes per 100,000 population		3,870.7		0	0	0	0
Arrest Overview				3	0	0	0
Total Arrests		226		1	0	0	0
Adult Arrests		215		0	0	0	0
Juvenile Arrests		11		8	0	0	0
Unknown Age		0		0	0	0	0
Arrests per 100,000 population		1,679.0		0	0	0	0
Average number offenses/incident		1.33		0	0	0	0
Domestic Violence Victims				0	0	0	0
Offense	Reported	Cleared					
Murder	0	0	Arson	3	0	0	0
Aggravated Assault	12	4	Bribery	0	0	0	0
Simple Assault	81	18	Burglary	20	2	1	1
Intimidation	6	1	Counterfeiting/Forgery	5	0	0	0
Stalking	3	0	Destruction/Damage/Vandalism	35	5	1	1
Forcible Rape	1	0	Embezzlement	0	0	0	0
Forcible Sodomy	1	0	Extortion/Blackmail	1	0	0	0
Sexual Assault W/Object	0	0	Fraud - False Pretenses	12	0	0	0
Forcible Fondling	7	0	Fraud - Credit Card/ATM	9	0	0	0
Incest	0	0	Fraud - Impersonation	3	1	1	0
Statutory Rape	0	0	Fraud - Welfare	0	0	0	0
Kidnapping/Abduction	0	0	Fraud - Wire	0	0	0	0
Commercial Sex Acts	0	0	Fraud - Identity Theft	0	0	0	0
Involuntary Servitude	0	0	Fraud - Computer Hacking/Invasion	0	0	0	0
Total	111	23	Robbery	2	1	1	0
Group B Arrests			Theft - Pocket-picking	0	0	0	0
Offense	Adult	Juvenile	Theft - Purse Snatching	0	0	0	0
Bad Checks	0	0	Theft - Shoplifting	12	3	4	0
Curfew/Vagrancy	0	0	Theft From Building	18	1	0	0
Disorderly Conduct	4	0	Theft From Coin Machine	1	0	0	0
DUI	42	1	Theft From Motor Vehicle	15	0	0	0
Drunkenness	20	0	Theft of Motor Vehicle Parts	4	0	0	0
Family-Non Violent	2	0	Theft - All Other Larceny	19	3	4	0
Liquor Law Violations	6	0	Motor Vehicle Theft	12	2	1	1
Peeping Tom	0	0	Stolen Property Offenses	0	0	0	0
Trespass	5	0	Crimes Against Society				
All Other Offenses	63	2	Animal Cruelty	7	2	2	0
Total Group B	142	3	Drug/Narcotic Violations	94	37	35	0
			Drug/Narcotic Equipment Violations	61	28	3	0
			Gambling - Betting/Wagering	0	0	0	0
			Gambling - Operating/Promoting	0	0	0	0
			Gambling - Equipment Violations	0	0	0	0
			Gambling - Sports Tampering	0	0	0	0
			Pornography/Obscene Material	1	0	0	0
			Prostitution	0	0	0	0
			Prostitution Assisting/Promoting	0	0	0	0
			Purchasing Prostitution	0	0	0	0
			Weapon Law Violations	15	8	3	0
			Total Group A Offenses	521	119	73	8

Crime in Tennessee 2022

(*) Offenses are counted using the FBI Units of Count for Crime

(**) The 'Arrests' column shows arrests made for incidents during the selected period, regardless of arrest date. Arrest counts for the same period may change over time.

Pulaski Police Department - NIBRS Agency Crime Overview - 2022

2022 Population Estimate		8,240	Offenses (*)		Arrests (**)		
Offense Overview			Reported	Cleared	Adult	Juvenile	
Group A Offenses							
Crimes Against Persons							
Offense Total	700	Murder	1	1	2	0	
Number Cleared	318	Negligent Manslaughter	0	0	0	0	
Percent Cleared	45.43%	Negligent Vehicular Manslaughter	0	0	0	0	
Group A Crimes per 100,000 population	8,495.1	Kidnapping/Abduction	3	3	4	0	
		Forcible Rape	6	1	0	0	
		Forcible Sodomy	0	0	0	0	
		Sexual Assault W/Object	1	0	0	0	
		Forcible Fondling	6	3	2	0	
Arrest Overview		Incest	0	0	0	0	
Total Arrests	334	Statutory Rape	1	1	1	0	
Adult Arrests	318	Aggravated Assault	28	24	17	0	
Juvenile Arrests	16	Simple Assault	108	57	41	3	
Unknown Age	0	Intimidation	1	0	0	0	
Arrests per 100,000 population	4,053.4	Stalking	3	0	0	0	
		Commercial Sex Acts	0	0	0	0	
		Involuntary Servitude	0	0	0	0	
Average number offenses/incident	1.23	Crimes Against Property					
Domestic Violence Victims							
Offense	Reported	Cleared	Arson	5	0	0	0
Murder	0	0	Bribery	0	0	0	0
Aggravated Assault	14	14	Burglary	30	9	6	0
Simple Assault	61	37	Counterfeiting/Forgery	31	8	0	0
Intimidation	1	0	Destruction/Damage/Vandalism	67	18	8	2
Stalking	2	0	Embezzlement	0	0	0	0
Forcible Rape	0	0	Extortion/Blackmail	0	0	0	0
Forcible Sodomy	0	0	Fraud - False Pretenses	44	15	1	0
Sexual Assault W/Object	1	0	Fraud - Credit Card/ATM	10	1	0	0
Forcible Fondling	1	0	Fraud - Impersonation	1	0	1	0
Incest	0	0	Fraud - Welfare	0	0	0	0
Statutory Rape	0	0	Fraud - Wire	1	0	0	0
Kidnapping/Abduction	1	1	Fraud - Identity Theft	10	1	0	0
Commercial Sex Acts	0	0	Fraud - Computer Hacking/Invasion	0	0	0	0
Involuntary Servitude	0	0	Robbery	1	1	1	1
Total	81	52	Theft - Pocket-picking	0	0	0	0
			Theft - Purse Snatching	0	0	0	0
			Theft - Shoplifting	82	56	66	2
			Theft From Building	30	7	2	0
			Theft From Coin Machine	0	0	0	0
			Theft From Motor Vehicle	24	1	0	3
			Theft of Motor Vehicle Parts	15	1	0	0
			Theft - All Other Larceny	49	7	20	1
			Motor Vehicle Theft	25	9	6	0
			Stolen Property Offenses	0	0	0	0
			Crimes Against Society				
			Animal Cruelty	0	0	0	0
			Drug/Narcotic Violations	68	53	53	2
			Drug/Narcotic Equipment Violations	39	34	8	0
			Gambling - Betting/Wagering	0	0	0	0
			Gambling - Operating/Promoting	0	0	0	0
			Gambling - Equipment Violations	0	0	0	0
			Gambling - Sports Tampering	0	0	0	0
			Pornography/Obscene Material	0	0	0	0
			Prostitution	0	0	0	0
			Prostitution Assisting/Promoting	0	0	0	0
			Purchasing Prostitution	0	0	0	0
			Weapon Law Violations	10	7	2	1
			Total Group A Offenses	700	318	241	15
Group B Arrests							
Offense	Adult	Juvenile					
Bad Checks	1	0					
Curfew/Vagrancy	0	0					
Disorderly Conduct	2	0					
DUI	12	0					
Drunkenness	26	0					
Family-Non Violent	0	0					
Liquor Law Violations	0	0					
Peeping Tom	0	0					
Trespass	8	0					
All Other Offenses	28	1					
Total Group B	77	1					

Crime in Tennessee 2022

(*) Offenses are counted using the FBI Units of Count for Crime

(**) The 'Arrests' column shows arrests made for incidents during the selected period, regardless of arrest date. Arrest counts for the same period may change over time.

Puryear Police Department - NIBRS Agency Crime Overview - 2022

2022 Population Estimate		708		Offenses (*)		Arrests (**)	
				Reported	Cleared	Adult	Juvenile
Offense Overview				Group A Offenses			
				Crimes Against Persons			
Offense Total	3	Murder	0	0	0	0	
Number Cleared	1	Negligent Manslaughter	0	0	0	0	
Percent Cleared	33.33%	Negligent Vehicular Manslaughter	0	0	0	0	
Group A Crimes per 100,000 population	423.7	Kidnapping/Abduction	0	0	0	0	
		Forcible Rape	0	0	0	0	
		Forcible Sodomy	0	0	0	0	
		Sexual Assault W/Object	0	0	0	0	
		Forcible Fondling	0	0	0	0	
		Incest	0	0	0	0	
Arrest Overview		Statutory Rape	0	0	0	0	
Total Arrests	1	Aggravated Assault	0	0	0	0	
Adult Arrests	1	Simple Assault	1	1	1	0	
Juvenile Arrests	0	Intimidation	0	0	0	0	
Unknown Age	0	Stalking	0	0	0	0	
Arrests per 100,000 population	141.2	Commercial Sex Acts	0	0	0	0	
		Involuntary Servitude	0	0	0	0	
Average number offenses/incident	1.00	Crimes Against Property					
Domestic Violence Victims				Arson	0	0	0
Offense	Reported	Cleared	Bribery	0	0	0	
Murder	0	0	Burglary	0	0	0	
Aggravated Assault	0	0	Counterfeiting/Forgery	0	0	0	
Simple Assault	1	1	Destruction/Damage/Vandalism	1	0	0	
Intimidation	0	0	Embezzlement	0	0	0	
Stalking	0	0	Extortion/Blackmail	0	0	0	
Forcible Rape	0	0	Fraud - False Pretenses	0	0	0	
Forcible Sodomy	0	0	Fraud - Credit Card/ATM	0	0	0	
Sexual Assault W/Object	0	0	Fraud - Impersonation	0	0	0	
Forcible Fondling	0	0	Fraud - Welfare	0	0	0	
Incest	0	0	Fraud - Wire	0	0	0	
Statutory Rape	0	0	Fraud - Identity Theft	0	0	0	
Kidnapping/Abduction	0	0	Fraud - Computer Hacking/Invasion	0	0	0	
Commercial Sex Acts	0	0	Robbery	0	0	0	
Involuntary Servitude	0	0	Theft - Pocket-picking	0	0	0	
Total	1	1	Theft - Purse Snatching	0	0	0	
			Theft - Shoplifting	0	0	0	
			Theft From Building	1	0	0	
Group B Arrests				Theft From Coin Machine	0	0	0
Offense	Adult	Juvenile	Theft From Motor Vehicle	0	0	0	
Bad Checks	0	0	Theft of Motor Vehicle Parts	0	0	0	
Curfew/Vagrancy	0	0	Theft - All Other Larceny	0	0	0	
Disorderly Conduct	0	0	Motor Vehicle Theft	0	0	0	
DUI	0	0	Stolen Property Offenses	0	0	0	
Drunkenness	0	0	Crimes Against Society				
Family-Non Violent	0	0	Animal Cruelty	0	0	0	
Liquor Law Violations	0	0	Drug/Narcotic Violations	0	0	0	
Peeping Tom	0	0	Drug/Narcotic Equipment Violations	0	0	0	
Trespass	0	0	Gambling - Betting/Wagering	0	0	0	
All Other Offenses	0	0	Gambling - Operating/Promoting	0	0	0	
Total Group B	0	0	Gambling - Equipment Violations	0	0	0	
			Gambling - Sports Tampering	0	0	0	
			Pornography/Obscene Material	0	0	0	
			Prostitution	0	0	0	
			Prostitution Assisting/Promoting	0	0	0	
			Purchasing Prostitution	0	0	0	
			Weapon Law Violations	0	0	0	
			Total Group A Offenses	3	1	1	
						0	

Crime in Tennessee 2022

(*) Offenses are counted using the FBI Units of Count for Crime

(**) The 'Arrests' column shows arrests made for incidents during the selected period, regardless of arrest date. Arrest counts for the same period may change over time.

Red Bank Police Department - NIBRS Agency Crime Overview - 2022

2022 Population Estimate		11,862		Offenses (*)		Arrests (**)		
Offense Overview		Group A Offenses		Reported	Cleared	Adult	Juvenile	
Offense Total	586	Crimes Against Persons						
Number Cleared	308	Murder		0	0	0	0	
Percent Cleared	52.56%	Negligent Manslaughter		0	0	0	0	
Group A Crimes per 100,000 population	4,940.1	Negligent Vehicular Manslaughter		0	0	0	0	
		Kidnapping/Abduction		1	1	2	0	
		Forcible Rape		1	0	0	0	
		Forcible Sodomy		0	0	0	0	
		Sexual Assault W/Object		0	0	0	0	
		Forcible Fondling		20	4	0	0	
		Incest		0	0	0	0	
		Statutory Rape		0	0	0	0	
		Aggravated Assault		46	23	18	0	
		Simple Assault		105	77	49	5	
		Intimidation		6	2	2	0	
		Stalking		1	0	0	0	
		Commercial Sex Acts		0	0	0	0	
		Involuntary Servitude		0	0	0	0	
		Crimes Against Property						
		Arson		0	0	0	0	
		Bribery		0	0	0	0	
		Burglary		26	8	5	0	
		Counterfeiting/Forgery		9	4	13	0	
		Destruction/Damage/Vandalism		29	14	2	0	
		Embezzlement		0	0	0	0	
		Extortion/Blackmail		1	0	0	0	
		Fraud - False Pretenses		12	1	1	0	
		Fraud - Credit Card/ATM		6	0	0	0	
		Fraud - Impersonation		7	5	4	0	
		Fraud - Welfare		0	0	0	0	
		Fraud - Wire		2	0	0	0	
		Fraud - Identity Theft		0	0	0	0	
		Fraud - Computer Hacking/Invasion		0	0	0	0	
		Robbery		4	3	3	0	
		Theft - Pocket-picking		2	0	3	0	
		Theft - Purse Snatching		0	0	0	0	
		Theft - Shoplifting		8	1	1	0	
		Theft From Building		14	2	0	0	
		Theft From Coin Machine		0	0	0	0	
		Theft From Motor Vehicle		26	1	0	0	
		Theft of Motor Vehicle Parts		9	1	0	0	
		Theft - All Other Larceny		17	4	0	3	
		Motor Vehicle Theft		16	0	0	0	
		Stolen Property Offenses		3	2	3	0	
		Crimes Against Society						
		Animal Cruelty		2	1	1	0	
		Drug/Narcotic Violations		107	81	72	0	
		Drug/Narcotic Equipment Violations		93	68	24	0	
		Gambling - Betting/Wagering		0	0	0	0	
		Gambling - Operating/Promoting		0	0	0	0	
		Gambling - Equipment Violations		0	0	0	0	
		Gambling - Sports Tampering		0	0	0	0	
		Pornography/Obscene Material		3	0	0	0	
		Prostitution		0	0	0	0	
		Prostitution Assisting/Promoting		0	0	0	0	
		Purchasing Prostitution		0	0	0	0	
		Weapon Law Violations		10	5	0	0	
		Total Group A Offenses		586	308	203	8	
Domestic Violence Victims								
Offense	Reported	Cleared						
Murder	0	0						
Aggravated Assault	15	10						
Simple Assault	64	49						
Intimidation	0	0						
Stalking	1	0						
Forcible Rape	1	0						
Forcible Sodomy	0	0						
Sexual Assault W/Object	0	0						
Forcible Fondling	7	2						
Incest	0	0						
Statutory Rape	0	0						
Kidnapping/Abduction	1	1						
Commercial Sex Acts	0	0						
Involuntary Servitude	0	0						
Total	89	62						
Group B Arrests								
Offense	Adult	Juvenile						
Bad Checks	1	0						
Curfew/Vagrancy	0	0						
Disorderly Conduct	5	0						
DUI	18	0						
Drunkenness	11	0						
Family-Non Violent	0	0						
Liquor Law Violations	0	0						
Peeping Tom	0	0						
Trespass	2	0						
All Other Offenses	50	0						
Total Group B	87	0						

Crime in Tennessee 2022

(*) Offenses are counted using the FBI Units of Count for Crime

(**) The 'Arrests' column shows arrests made for incidents during the selected period, regardless of arrest date. Arrest counts for the same period may change over time.

Red Boiling Springs Police Department - NIBRS Agency Crime Overview - 2022

2022 Population Estimate		1,199	Offenses (*)		Arrests (**)	
Offense Overview			Reported	Cleared	Adult	Juvenile
Group A Offenses						
Crimes Against Persons						
Offense Total	8		0	0	0	0
Number Cleared	4		0	0	0	0
Percent Cleared	50.00%		0	0	0	0
Group A Crimes per 100,000 population	667.2		0	0	0	0
Arrest Overview						
Total Arrests	5		0	0	0	0
Adult Arrests	5		0	0	0	0
Juvenile Arrests	0		0	0	0	0
Unknown Age	0		1	1	1	0
Arrests per 100,000 population	417.0		0	0	0	0
Average number offenses/incident	1.14		0	0	0	0
Domestic Violence Victims						
Offense	Reported	Cleared				
Murder	0	0				
Aggravated Assault	0	0				
Simple Assault	1	1				
Intimidation	0	0				
Stalking	0	0				
Forcible Rape	0	0				
Forcible Sodomy	0	0				
Sexual Assault W/Object	0	0				
Forcible Fondling	0	0				
Incest	0	0				
Statutory Rape	0	0				
Kidnapping/Abduction	0	0				
Commercial Sex Acts	0	0				
Involuntary Servitude	0	0				
Total	1	1				
Group B Arrests						
Offense	Adult	Juvenile				
Bad Checks	0	0				
Curfew/Vagrancy	0	0				
Disorderly Conduct	0	0				
DUI	0	0				
Drunkenness	1	0				
Family-Non Violent	0	0				
Liquor Law Violations	0	0				
Peeping Tom	0	0				
Trespass	1	0				
All Other Offenses	0	0				
Total Group B	2	0				
Crimes Against Property						
Arson	0	0				
Bribery	0	0				
Burglary	1	0				
Counterfeiting/Forgery	0	0				
Destruction/Damage/Vandalism	0	0				
Embezzlement	0	0				
Extortion/Blackmail	0	0				
Fraud - False Pretenses	0	0				
Fraud - Credit Card/ATM	0	0				
Fraud - Impersonation	0	0				
Fraud - Welfare	0	0				
Fraud - Wire	0	0				
Fraud - Identity Theft	0	0				
Fraud - Computer Hacking/Invasion	0	0				
Robbery	0	0				
Theft - Pocket-picking	0	0				
Theft - Purse Snatching	0	0				
Theft - Shoplifting	1	0				
Theft From Building	0	0				
Theft From Coin Machine	0	0				
Theft From Motor Vehicle	0	0				
Theft of Motor Vehicle Parts	0	0				
Theft - All Other Larceny	2	0				
Motor Vehicle Theft	1	1				
Stolen Property Offenses	0	0				
Crimes Against Society						
Animal Cruelty	0	0				
Drug/Narcotic Violations	1	1				
Drug/Narcotic Equipment Violations	1	1				
Gambling - Betting/Wagering	0	0				
Gambling - Operating/Promoting	0	0				
Gambling - Equipment Violations	0	0				
Gambling - Sports Tampering	0	0				
Pornography/Obscene Material	0	0				
Prostitution	0	0				
Prostitution Assisting/Promoting	0	0				
Purchasing Prostitution	0	0				
Weapon Law Violations	0	0				
Total Group A Offenses	8	4			3	0

Crime in Tennessee 2022

(*) Offenses are counted using the FBI Units of Count for Crime

(**) The 'Arrests' column shows arrests made for incidents during the selected period, regardless of arrest date. Arrest counts for the same period may change over time.

Ridgely Police Department - NIBRS Agency Crime Overview - 2022

2022 Population Estimate		1,787	Offenses (*)		Arrests (**)	
Offense Overview			Reported	Cleared	Adult	Juvenile
Group A Offenses						
Crimes Against Persons						
Offense Total	55	Murder	0	0	0	0
Number Cleared	39	Negligent Manslaughter	0	0	0	0
Percent Cleared	70.91%	Negligent Vehicular Manslaughter	0	0	0	0
Group A Crimes per 100,000 population	3,077.8	Kidnapping/Abduction	0	0	0	0
		Forcible Rape	0	0	0	0
		Forcible Sodomy	0	0	0	0
		Sexual Assault W/Object	0	0	0	0
		Forcible Fondling	0	0	0	0
		Incest	0	0	0	0
Arrest Overview		Statutory Rape	1	0	0	0
Total Arrests	42	Aggravated Assault	6	5	4	0
Adult Arrests	42	Simple Assault	17	15	14	0
Juvenile Arrests	0	Intimidation	0	0	0	0
Unknown Age	0	Stalking	0	0	0	0
Arrests per 100,000 population	2,350.3	Commercial Sex Acts	0	0	0	0
		Involuntary Servitude	0	0	0	0
Average number offenses/incident	1.08	Crimes Against Property				
		Arson	0	0	0	0
		Bribery	0	0	0	0
		Burglary	3	1	1	0
		Counterfeiting/Forgery	0	0	0	0
		Destruction/Damage/Vandalism	3	1	1	0
		Embezzlement	0	0	0	0
		Extortion/Blackmail	0	0	0	0
		Fraud - False Pretenses	0	0	0	0
		Fraud - Credit Card/ATM	2	0	0	0
		Fraud - Impersonation	1	1	1	0
		Fraud - Welfare	0	0	0	0
		Fraud - Wire	0	0	0	0
		Fraud - Identity Theft	0	0	0	0
		Fraud - Computer Hacking/Invasion	0	0	0	0
		Robbery	0	0	0	0
		Theft - Pocket-picking	0	0	0	0
		Theft - Purse Snatching	0	0	0	0
		Theft - Shoplifting	1	1	1	0
		Theft From Building	2	0	0	0
		Theft From Coin Machine	0	0	0	0
		Theft From Motor Vehicle	1	0	0	0
		Theft of Motor Vehicle Parts	0	0	0	0
		Theft - All Other Larceny	4	3	3	0
		Motor Vehicle Theft	2	0	0	0
		Stolen Property Offenses	0	0	0	0
		Crimes Against Society				
		Animal Cruelty	0	0	0	0
		Drug/Narcotic Violations	12	12	12	0
		Drug/Narcotic Equipment Violations	0	0	0	0
		Gambling - Betting/Wagering	0	0	0	0
		Gambling - Operating/Promoting	0	0	0	0
		Gambling - Equipment Violations	0	0	0	0
		Gambling - Sports Tampering	0	0	0	0
		Pornography/Obscene Material	0	0	0	0
		Prostitution	0	0	0	0
		Prostitution Assisting/Promoting	0	0	0	0
		Purchasing Prostitution	0	0	0	0
		Weapon Law Violations	0	0	0	0
		Total Group A Offenses	55	39	37	0
Domestic Violence Victims						
Offense	Reported	Cleared				
Murder	0	0				
Aggravated Assault	3	3				
Simple Assault	13	12				
Intimidation	0	0				
Stalking	0	0				
Forcible Rape	0	0				
Forcible Sodomy	0	0				
Sexual Assault W/Object	0	0				
Forcible Fondling	0	0				
Incest	0	0				
Statutory Rape	1	0				
Kidnapping/Abduction	0	0				
Commercial Sex Acts	0	0				
Involuntary Servitude	0	0				
Total	17	15				
Group B Arrests						
Offense	Adult	Juvenile				
Bad Checks	0	0				
Curfew/Vagrancy	0	0				
Disorderly Conduct	0	0				
DUI	0	0				
Drunkenness	0	0				
Family-Non Violent	0	0				
Liquor Law Violations	0	0				
Peeping Tom	0	0				
Trespass	5	0				
All Other Offenses	0	0				
Total Group B	5	0				

Crime in Tennessee 2022

(*) Offenses are counted using the FBI Units of Count for Crime

(**) The 'Arrests' column shows arrests made for incidents during the selected period, regardless of arrest date. Arrest counts for the same period may change over time.

Ripley Police Department - NIBRS Agency Crime Overview - 2022

2022 Population Estimate		7,772	Offenses (*)		Arrests (**)		
Offense Overview			Reported	Cleared	Adult	Juvenile	
Group A Offenses							
Crimes Against Persons							
Offense Total	744	Murder	4	0	0	0	
Number Cleared	197	Negligent Manslaughter	0	0	0	0	
Percent Cleared	26.48%	Negligent Vehicular Manslaughter	0	0	0	0	
Group A Crimes per 100,000 population	9,572.8	Kidnapping/Abduction	1	0	0	0	
		Forcible Rape	2	0	0	0	
		Forcible Sodomy	0	0	0	0	
		Sexual Assault W/Object	0	0	0	0	
Arrest Overview		Forcible Fondling	3	1	1	0	
Total Arrests	196	Incest	0	0	0	0	
Adult Arrests	190	Statutory Rape	0	0	0	0	
Juvenile Arrests	6	Aggravated Assault	151	30	25	0	
Unknown Age	0	Simple Assault	114	49	45	2	
Arrests per 100,000 population	2,521.9	Intimidation	32	1	1	0	
		Stalking	0	0	0	0	
		Commercial Sex Acts	0	0	0	0	
Average number offenses/incident	1.26	Involuntary Servitude	0	0	0	0	
		Crimes Against Property					
Domestic Violence Victims							
Offense	Reported	Cleared	Arson	2	0	0	0
Murder	0	0	Bribery	0	0	0	0
Aggravated Assault	34	18	Burglary	53	4	4	0
Simple Assault	76	32	Counterfeiting/Forgery	11	2	1	0
Intimidation	10	1	Destruction/Damage/Vandalism	107	10	3	0
Stalking	0	0	Embezzlement	3	1	1	0
Forcible Rape	0	0	Extortion/Blackmail	0	0	0	0
Forcible Sodomy	0	0	Fraud - False Pretenses	16	2	1	0
Sexual Assault W/Object	0	0	Fraud - Credit Card/ATM	18	0	0	0
Forcible Fondling	1	1	Fraud - Impersonation	1	1	1	0
Incest	0	0	Fraud - Welfare	0	0	0	0
Statutory Rape	0	0	Fraud - Wire	0	0	0	0
Kidnapping/Abduction	0	0	Fraud - Identity Theft	5	0	0	0
Commercial Sex Acts	0	0	Fraud - Computer Hacking/Invasion	0	0	0	0
Involuntary Servitude	0	0	Robbery	5	0	0	0
Total	121	52	Theft - Pocket-picking	0	0	0	0
			Theft - Purse Snatching	0	0	0	0
			Theft - Shoplifting	44	35	36	0
			Theft From Building	38	2	2	0
			Theft From Coin Machine	1	0	0	0
			Theft From Motor Vehicle	21	1	1	0
			Theft of Motor Vehicle Parts	6	0	0	0
			Theft - All Other Larceny	36	2	2	0
			Motor Vehicle Theft	15	3	3	0
			Stolen Property Offenses	2	2	1	0
			Crimes Against Society				
			Animal Cruelty	0	0	0	0
			Drug/Narcotic Violations	29	29	21	2
			Drug/Narcotic Equipment Violations	13	12	3	0
			Gambling - Betting/Wagering	0	0	0	0
			Gambling - Operating/Promoting	0	0	0	0
			Gambling - Equipment Violations	0	0	0	0
			Gambling - Sports Tampering	0	0	0	0
			Pornography/Obscene Material	0	0	0	0
			Prostitution	0	0	0	0
			Prostitution Assisting/Promoting	0	0	0	0
			Purchasing Prostitution	0	0	0	0
			Weapon Law Violations	11	10	3	2
			Total Group A Offenses	744	197	155	6
Group B Arrests							
Offense	Adult	Juvenile					
Bad Checks	0	0					
Curfew/Vagrancy	0	0					
Disorderly Conduct	4	0					
DUI	14	0					
Drunkenness	6	0					
Family-Non Violent	1	0					
Liquor Law Violations	0	0					
Peeping Tom	0	0					
Trespass	3	0					
All Other Offenses	7	0					
Total Group B	35	0					

Crime in Tennessee 2022

(*) Offenses are counted using the FBI Units of Count for Crime

(**) The 'Arrests' column shows arrests made for incidents during the selected period, regardless of arrest date. Arrest counts for the same period may change over time.

Rockwood Police Department - NIBRS Agency Crime Overview - 2022

2022 Population Estimate		5,571		Offenses (*)		Arrests (**)	
Offense Overview		Group A Offenses		Reported	Cleared	Adult	Juvenile
Offense Total	797	Crimes Against Persons					
Number Cleared	496	Murder		0	0	0	0
Percent Cleared	62.23%	Negligent Manslaughter		0	0	0	0
Group A Crimes per 100,000 population	14,306.2	Negligent Vehicular Manslaughter		0	0	0	0
		Kidnapping/Abduction		1	0	0	0
		Forcible Rape		3	0	0	0
		Forcible Sodomy		1	0	0	0
		Sexual Assault W/Object		0	0	0	0
		Forcible Fondling		1	0	0	0
		Incest		1	0	0	0
		Statutory Rape		0	0	0	0
		Aggravated Assault		47	19	9	0
		Simple Assault		68	48	30	7
		Intimidation		6	3	3	0
		Stalking		0	0	0	0
		Commercial Sex Acts		0	0	0	0
		Involuntary Servitude		0	0	0	0
		Crimes Against Property					
		Arson		3	0	0	0
		Bribery		0	0	0	0
		Burglary		39	18	14	0
		Counterfeiting/Forgery		6	2	1	0
		Destruction/Damage/Vandalism		46	11	8	0
		Embezzlement		0	0	0	0
		Extortion/Blackmail		1	0	0	0
		Fraud - False Pretenses		6	1	0	0
		Fraud - Credit Card/ATM		1	0	0	0
		Fraud - Impersonation		4	4	5	0
		Fraud - Welfare		0	0	0	0
		Fraud - Wire		0	0	0	0
		Fraud - Identity Theft		1	1	0	0
		Fraud - Computer Hacking/Invasion		0	0	0	0
		Robbery		3	1	1	0
		Theft - Pocket-picking		0	0	0	0
		Theft - Purse Snatching		0	0	0	0
		Theft - Shoplifting		108	69	73	3
		Theft From Building		3	0	1	0
		Theft From Coin Machine		0	0	0	0
		Theft From Motor Vehicle		7	3	2	0
		Theft of Motor Vehicle Parts		0	0	0	0
		Theft - All Other Larceny		81	16	17	1
		Motor Vehicle Theft		24	7	5	1
		Stolen Property Offenses		4	0	0	0
		Crimes Against Society					
		Animal Cruelty		0	0	0	0
		Drug/Narcotic Violations		176	153	145	0
		Drug/Narcotic Equipment Violations		140	127	51	0
		Gambling - Betting/Wagering		0	0	0	0
		Gambling - Operating/Promoting		0	0	0	0
		Gambling - Equipment Violations		0	0	0	0
		Gambling - Sports Tampering		0	0	0	0
		Pornography/Obscene Material		1	0	0	0
		Prostitution		0	0	0	0
		Prostitution Assisting/Promoting		0	0	0	0
		Purchasing Prostitution		0	0	0	0
		Weapon Law Violations		15	13	2	0
		Total Group A Offenses		797	496	367	12

Domestic Violence Victims		
Offense	Reported	Cleared
Murder	0	0
Aggravated Assault	8	7
Simple Assault	38	32
Intimidation	4	2
Stalking	0	0
Forcible Rape	1	0
Forcible Sodomy	0	0
Sexual Assault W/Object	0	0
Forcible Fondling	0	0
Incest	0	0
Statutory Rape	0	0
Kidnapping/Abduction	0	0
Commercial Sex Acts	0	0
Involuntary Servitude	0	0
Total	51	41

Group B Arrests		
Offense	Adult	Juvenile
Bad Checks	0	0
Curfew/Vagrancy	0	0
Disorderly Conduct	4	0
DUI	17	0
Drunkenness	21	0
Family-Non Violent	3	0
Liquor Law Violations	1	0
Peeping Tom	0	0
Trespass	9	0
All Other Offenses	43	1
Total Group B	98	1

Crime in Tennessee 2022

(*) Offenses are counted using the FBI Units of Count for Crime

(**) The 'Arrests' column shows arrests made for incidents during the selected period, regardless of arrest date. Arrest counts for the same period may change over time.

Rogersville Police Department - NIBRS Agency Crime Overview - 2022

2022 Population Estimate		4,665		Offenses (*)		Arrests (**)	
Offense Overview				Reported	Cleared	Adult	Juvenile
Offense Total		503		Group A Offenses			
Number Cleared		206		Crimes Against Persons			
Percent Cleared		40.95%		Murder	0	0	0
Group A Crimes per 100,000 population		10,782.4		Negligent Manslaughter	0	0	0
				Negligent Vehicular Manslaughter	0	0	0
				Kidnapping/Abduction	0	0	0
				Forcible Rape	1	0	0
				Forcible Sodomy	0	0	0
				Sexual Assault W/Object	1	0	0
				Forcible Fondling	1	0	0
				Incest	0	0	0
				Statutory Rape	1	0	0
				Aggravated Assault	13	8	6
				Simple Assault	57	20	18
				Intimidation	26	1	0
				Stalking	1	0	0
				Commercial Sex Acts	0	0	0
				Involuntary Servitude	0	0	0
				Crimes Against Property			
				Arson	0	0	0
				Bribery	0	0	0
				Burglary	24	2	2
				Counterfeiting/Forgery	30	9	5
				Destruction/Damage/Vandalism	38	7	3
				Embezzlement	7	6	3
				Extortion/Blackmail	0	0	0
				Fraud - False Pretenses	51	23	17
				Fraud - Credit Card/ATM	58	6	4
				Fraud - Impersonation	2	1	1
				Fraud - Welfare	0	0	0
				Fraud - Wire	5	0	0
				Fraud - Identity Theft	0	0	0
				Fraud - Computer Hacking/Invasion	0	0	0
				Robbery	1	0	0
				Theft - Pocket-picking	0	0	0
				Theft - Purse Snatching	0	0	0
				Theft - Shoplifting	36	32	29
				Theft From Building	15	3	3
				Theft From Coin Machine	2	0	0
				Theft From Motor Vehicle	10	0	0
				Theft of Motor Vehicle Parts	7	0	0
				Theft - All Other Larceny	25	5	2
				Motor Vehicle Theft	9	2	2
				Stolen Property Offenses	0	0	0
				Crimes Against Society			
				Animal Cruelty	1	0	0
				Drug/Narcotic Violations	47	47	43
				Drug/Narcotic Equipment Violations	31	31	6
				Gambling - Betting/Wagering	0	0	0
				Gambling - Operating/Promoting	0	0	0
				Gambling - Equipment Violations	0	0	0
				Gambling - Sports Tampering	0	0	0
				Pornography/Obscene Material	0	0	0
				Prostitution	0	0	0
				Prostitution Assisting/Promoting	0	0	0
				Purchasing Prostitution	0	0	0
				Weapon Law Violations	3	3	2
				Total Group A Offenses	503	206	146
							2
				Crimes Against Society			
				Animal Cruelty	1	0	0
				Drug/Narcotic Violations	47	47	43
				Drug/Narcotic Equipment Violations	31	31	6
				Gambling - Betting/Wagering	0	0	0
				Gambling - Operating/Promoting	0	0	0
				Gambling - Equipment Violations	0	0	0
				Gambling - Sports Tampering	0	0	0
				Pornography/Obscene Material	0	0	0
				Prostitution	0	0	0
				Prostitution Assisting/Promoting	0	0	0
				Purchasing Prostitution	0	0	0
				Weapon Law Violations	3	3	2
				Total Group A Offenses	503	206	146
							2
				Crimes Against Society			
				Animal Cruelty	1	0	0
				Drug/Narcotic Violations	47	47	43
				Drug/Narcotic Equipment Violations	31	31	6
				Gambling - Betting/Wagering	0	0	0
				Gambling - Operating/Promoting	0	0	0
				Gambling - Equipment Violations	0	0	0
				Gambling - Sports Tampering	0	0	0
				Pornography/Obscene Material	0	0	0
				Prostitution	0	0	0
				Prostitution Assisting/Promoting	0	0	0
				Purchasing Prostitution	0	0	0
				Weapon Law Violations	3	3	2
				Total Group A Offenses	503	206	146
							2
				Crimes Against Society			
				Animal Cruelty	1	0	0
				Drug/Narcotic Violations	47	47	43
				Drug/Narcotic Equipment Violations	31	31	6
				Gambling - Betting/Wagering	0	0	0
				Gambling - Operating/Promoting	0	0	0
				Gambling - Equipment Violations	0	0	0
				Gambling - Sports Tampering	0	0	0
				Pornography/Obscene Material	0	0	0
				Prostitution	0	0	0
				Prostitution Assisting/Promoting	0	0	0
				Purchasing Prostitution	0	0	0
				Weapon Law Violations	3	3	2
				Total Group A Offenses	503	206	146
							2
				Crimes Against Society			
				Animal Cruelty	1	0	0
				Drug/Narcotic Violations	47	47	43
				Drug/Narcotic Equipment Violations	31	31	6
				Gambling - Betting/Wagering	0	0	0
				Gambling - Operating/Promoting	0	0	0
				Gambling - Equipment Violations	0	0	0
				Gambling - Sports Tampering	0	0	0
				Pornography/Obscene Material	0	0	0
				Prostitution	0	0	0
				Prostitution Assisting/Promoting	0	0	0
				Purchasing Prostitution	0	0	0
				Weapon Law Violations	3	3	2
				Total Group A Offenses	503	206	146
							2
				Crimes Against Society			
				Animal Cruelty	1	0	0
				Drug/Narcotic Violations	47	47	43
				Drug/Narcotic Equipment Violations	31	31	6
				Gambling - Betting/Wagering	0	0	0
				Gambling - Operating/Promoting	0	0	0
				Gambling - Equipment Violations	0	0	0
				Gambling - Sports Tampering	0	0	0
				Pornography/Obscene Material	0	0	0
				Prostitution	0	0	0
				Prostitution Assisting/Promoting	0	0	0
				Purchasing Prostitution	0	0	0
				Weapon Law Violations	3	3	2
				Total Group A Offenses	503	206	146
							2
				Crimes Against Society			
				Animal Cruelty	1	0	0
				Drug/Narcotic Violations	47	47	43
				Drug/Narcotic Equipment Violations	31	31	6
				Gambling - Betting/Wagering	0	0	0
				Gambling - Operating/Promoting	0	0	0
				Gambling - Equipment Violations	0	0	0
				Gambling - Sports Tampering	0	0	0
				Pornography/Obscene Material	0	0	0
				Prostitution	0	0	0
				Prostitution Assisting/Promoting	0	0	0
				Purchasing Prostitution	0	0	0
				Weapon Law Violations	3	3	2
				Total Group A Offenses	503	206	146
							2
				Crimes Against Society			
				Animal Cruelty	1	0	0
				Drug/Narcotic Violations	47	47	43
				Drug/Narcotic Equipment Violations	31	31	6
				Gambling - Betting/Wagering	0	0	0
				Gambling - Operating/Promoting	0	0	0
				Gambling - Equipment Violations	0	0	0
				Gambling - Sports Tampering	0	0	0
				Pornography/Obscene Material	0	0	0
				Prostitution	0	0	0
				Prostitution Assisting/Promoting	0	0	0
				Purchasing Prostitution	0	0	0
				Weapon Law Violations	3	3	2
				Total Group A Offenses	503	206	146
							2
				Crimes Against Society			
				Animal Cruelty	1	0	0
				Drug/Narcotic Violations	47	47	43
				Drug/Narcotic Equipment Violations	31	31	6
				Gambling - Betting/Wagering	0	0	0
				Gambling - Operating/Promoting	0	0	0
				Gambling - Equipment Violations	0	0	0
				Gambling - Sports Tampering	0	0	0
				Pornography/Obscene Material	0	0	0
				Prostitution	0	0	0
				Prostitution Assisting/Promoting	0	0	0
				Purchasing Prostitution	0	0	0
				Weapon Law Violations	3	3	2
				Total Group A Offenses	503	206	146
							2
				Crimes Against Society			
				Animal Cruelty	1	0	0
				Drug/Narcotic Violations	47	47	43
				Drug/Narcotic Equipment Violations	31	31	6
				Gambling - Betting/Wagering	0	0	0
				Gambling - Operating/Promoting	0	0	0
				Gambling - Equipment Violations	0	0	0
				Gambling - Sports Tampering	0	0	0
				Pornography/Obscene Material	0	0	0
				Prostitution	0	0	0
				Prostitution Assisting/Promoting	0	0	0
				Purchasing Prostitution	0	0	0
				Weapon Law Violations	3	3	2
				Total Group A Offenses	503	206	146
							2
				Crimes Against Society			
				Animal Cruelty	1	0	0
				Drug/Narcotic Violations	47	47	43
				Drug/Narcotic Equipment Violations	31	31	6
				Gambling - Betting/Wagering	0	0	0
				Gambling - Operating/Promoting	0	0	0
				Gambling - Equipment Violations	0	0	0
				Gambling - Sports Tampering	0	0	0
				Pornography/Obscene Material	0	0	0
				Prostitution	0	0	0
				Prostitution Assisting/Promoting	0	0	0
				Purchasing Prostitution	0	0	0
				Weapon Law Violations	3	3	2
				Total Group A Offenses	503	206	146
							2
				Crimes Against Society			
				Animal Cruelty	1	0	0
				Drug/Narcotic Violations	47	47	43
				Drug/Narcotic Equipment Violations	31	31	6
				Gambling - Betting/Wagering	0	0	0
				Gambling - Operating/Promoting	0	0	0
				Gambling - Equipment Violations	0	0	0
				Gambling - Sports Tampering	0	0	0
				Pornography/Obscene Material	0	0	0
				Prostitution	0		

Rutherford Police Department - NIBRS Agency Crime Overview - 2022

2022 Population Estimate		1,140		Offenses (*)		Arrests (**)		
Offense Overview		Group A Offenses		Reported	Cleared	Adult	Juvenile	
Offense Total		15		Murder	0	0	0	0
Number Cleared		10		Negligent Manslaughter	0	0	0	0
Percent Cleared		66.67%		Negligent Vehicular Manslaughter	0	0	0	0
Group A Crimes per 100,000 population		1,315.8		Kidnapping/Abduction	0	0	0	0
				Forcible Rape	0	0	0	0
				Forcible Sodomy	0	0	0	0
				Sexual Assault W/Object	0	0	0	0
				Forcible Fondling	0	0	0	0
				Incest	0	0	0	0
Total Arrests		11		Statutory Rape	0	0	0	0
Adult Arrests		11		Aggravated Assault	0	0	0	0
Juvenile Arrests		0		Simple Assault	5	5	5	0
Unknown Age		0		Intimidation	0	0	0	0
Arrests per 100,000 population		964.9		Stalking	0	0	0	0
				Commercial Sex Acts	0	0	0	0
Average number offenses/incident		1.15		Involuntary Servitude	0	0	0	0
				Crimes Against Property				
				Arson	0	0	0	0
				Bribery	0	0	0	0
				Burglary	0	0	0	0
				Counterfeiting/Forgery	0	0	0	0
				Destruction/Damage/Vandalism	1	0	0	0
				Embezzlement	0	0	0	0
				Extortion/Blackmail	0	0	0	0
				Fraud - False Pretenses	1	0	0	0
				Fraud - Credit Card/ATM	0	0	0	0
				Fraud - Impersonation	1	0	0	0
				Fraud - Welfare	0	0	0	0
				Fraud - Wire	0	0	0	0
				Fraud - Identity Theft	0	0	0	0
				Fraud - Computer Hacking/Invasion	0	0	0	0
				Robbery	0	0	0	0
				Theft - Pocket-picking	0	0	0	0
				Theft - Purse Snatching	0	0	0	0
				Theft - Shoplifting	0	0	0	0
				Theft From Building	1	1	0	0
				Theft From Coin Machine	0	0	0	0
				Theft From Motor Vehicle	1	0	0	0
				Theft of Motor Vehicle Parts	0	0	0	0
				Theft - All Other Larceny	2	1	1	0
				Motor Vehicle Theft	0	0	0	0
				Stolen Property Offenses	0	0	0	0
				Crimes Against Society				
				Animal Cruelty	0	0	0	0
				Drug/Narcotic Violations	1	1	1	0
				Drug/Narcotic Equipment Violations	2	2	1	0
				Gambling - Betting/Wagering	0	0	0	0
				Gambling - Operating/Promoting	0	0	0	0
				Gambling - Equipment Violations	0	0	0	0
				Gambling - Sports Tampering	0	0	0	0
				Pornography/Obscene Material	0	0	0	0
				Prostitution	0	0	0	0
				Prostitution Assisting/Promoting	0	0	0	0
				Purchasing Prostitution	0	0	0	0
				Weapon Law Violations	0	0	0	0
				Total Group A Offenses	15	10	8	0
				Domestic Violence Victims				
Offense	Reported	Cleared						
Murder	0	0						
Aggravated Assault	0	0						
Simple Assault	5	5						
Intimidation	0	0						
Stalking	0	0						
Forcible Rape	0	0						
Forcible Sodomy	0	0						
Sexual Assault W/Object	0	0						
Forcible Fondling	0	0						
Incest	0	0						
Statutory Rape	0	0						
Kidnapping/Abduction	0	0						
Commercial Sex Acts	0	0						
Involuntary Servitude	0	0						
Total	5	5						
				Group B Arrests				
Offense	Adult	Juvenile						
Bad Checks	0	0						
Curfew/Vagrancy	0	0						
Disorderly Conduct	1	0						
DUI	0	0						
Drunkenness	0	0						
Family-Non Violent	0	0						
Liquor Law Violations	0	0						
Peeping Tom	0	0						
Trespass	1	0						
All Other Offenses	1	0						
Total Group B	3	0						

Crime in Tennessee 2022

(*) Offenses are counted using the FBI Units of Count for Crime

(**) The 'Arrests' column shows arrests made for incidents during the selected period, regardless of arrest date. Arrest counts for the same period may change over time.

Rutledge Police Department - NIBRS Agency Crime Overview - 2022

2022 Population Estimate		1,282	Offenses (*)		Arrests (**)	
Offense Overview			Reported	Cleared	Adult	Juvenile
Group A Offenses						
Crimes Against Persons						
Offense Total	21		0	0	0	0
Number Cleared	10		0	0	0	0
Percent Cleared	47.62%		0	0	0	0
Group A Crimes per 100,000 population	1,638.1		0	0	0	0
Arrest Overview						
Total Arrests	11		0	0	0	0
Adult Arrests	11		0	0	0	0
Juvenile Arrests	0		0	0	0	0
Unknown Age	0		3	3	2	0
Arrests per 100,000 population	858.0		3	2	1	0
Average number offenses/incident	1.24		0	0	0	0
Domestic Violence Victims						
Offense	Reported	Cleared				
Murder	0	0				
Aggravated Assault	0	0				
Simple Assault	1	1				
Intimidation	1	0				
Stalking	0	0				
Forcible Rape	0	0				
Forcible Sodomy	0	0				
Sexual Assault W/Object	0	0				
Forcible Fondling	0	0				
Incest	0	0				
Statutory Rape	0	0				
Kidnapping/Abduction	0	0				
Commercial Sex Acts	0	0				
Involuntary Servitude	0	0				
Total	2	1				
Group B Arrests						
Offense	Adult	Juvenile				
Bad Checks	0	0				
Curfew/Vagrancy	0	0				
Disorderly Conduct	0	0				
DUI	0	0				
Drunkenness	1	0				
Family-Non Violent	0	0				
Liquor Law Violations	0	0				
Peeping Tom	0	0				
Trespass	1	0				
All Other Offenses	1	0				
Total Group B	3	0				
Crimes Against Property						
Arson	0	0				
Bribery	0	0				
Burglary	3	0				
Counterfeiting/Forgery	0	0				
Destruction/Damage/Vandalism	1	0				
Embezzlement	0	0				
Extortion/Blackmail	0	0				
Fraud - False Pretenses	0	0				
Fraud - Credit Card/ATM	0	0				
Fraud - Impersonation	0	0				
Fraud - Welfare	0	0				
Fraud - Wire	0	0				
Fraud - Identity Theft	0	0				
Fraud - Computer Hacking/Invasion	0	0				
Robbery	0	0				
Theft - Pocket-picking	0	0				
Theft - Purse Snatching	0	0				
Theft - Shoplifting	2	1				
Theft From Building	2	2				
Theft From Coin Machine	0	0				
Theft From Motor Vehicle	1	0				
Theft of Motor Vehicle Parts	0	0				
Theft - All Other Larceny	2	0				
Motor Vehicle Theft	2	0				
Stolen Property Offenses	0	0				
Crimes Against Society						
Animal Cruelty	0	0				
Drug/Narcotic Violations	1	1				
Drug/Narcotic Equipment Violations	1	1				
Gambling - Betting/Wagering	0	0				
Gambling - Operating/Promoting	0	0				
Gambling - Equipment Violations	0	0				
Gambling - Sports Tampering	0	0				
Pornography/Obscene Material	0	0				
Prostitution	0	0				
Prostitution Assisting/Promoting	0	0				
Purchasing Prostitution	0	0				
Weapon Law Violations	0	0				
Total Group A Offenses	21	10	8	0	8	0

Crime in Tennessee 2022

(*) Offenses are counted using the FBI Units of Count for Crime

(**) The 'Arrests' column shows arrests made for incidents during the selected period, regardless of arrest date. Arrest counts for the same period may change over time.

Saltillo Police Department - NIBRS Agency Crime Overview - 2022

2022 Population Estimate		426	Offenses (*)		Arrests (**)		
Offense Overview			Reported	Cleared	Adult	Juvenile	
Group A Offenses							
Crimes Against Persons							
Offense Total	4	Murder	0	0	0	0	
Number Cleared	1	Negligent Manslaughter	0	0	0	0	
Percent Cleared	25.00%	Negligent Vehicular Manslaughter	0	0	0	0	
Group A Crimes per 100,000 population	939.0	Kidnapping/Abduction	0	0	0	0	
		Forcible Rape	0	0	0	0	
		Forcible Sodomy	0	0	0	0	
		Sexual Assault W/Object	0	0	0	0	
		Forcible Fondling	0	0	0	0	
		Incest	0	0	0	0	
		Statutory Rape	0	0	0	0	
		Aggravated Assault	1	1	1	0	
		Simple Assault	0	0	0	0	
		Intimidation	0	0	0	0	
Arrests per 100,000 population	234.7	Stalking	0	0	0	0	
		Commercial Sex Acts	0	0	0	0	
Average number offenses/incident	1.00	Involuntary Servitude	0	0	0	0	
Crimes Against Property							
Domestic Violence Victims							
Offense	Reported	Cleared	Arson	0	0	0	0
Murder	0	0	Bribery	0	0	0	0
Aggravated Assault	0	0	Burglary	0	0	0	0
Simple Assault	0	0	Counterfeiting/Forgery	0	0	0	0
Intimidation	0	0	Destruction/Damage/Vandalism	1	0	0	0
Stalking	0	0	Embezzlement	0	0	0	0
Forcible Rape	0	0	Extortion/Blackmail	0	0	0	0
Forcible Sodomy	0	0	Fraud - False Pretenses	0	0	0	0
Sexual Assault W/Object	0	0	Fraud - Credit Card/ATM	0	0	0	0
Forcible Fondling	0	0	Fraud - Impersonation	0	0	0	0
Incest	0	0	Fraud - Welfare	0	0	0	0
Statutory Rape	0	0	Fraud - Wire	0	0	0	0
Kidnapping/Abduction	0	0	Fraud - Identity Theft	0	0	0	0
Commercial Sex Acts	0	0	Fraud - Computer Hacking/Invasion	0	0	0	0
Involuntary Servitude	0	0	Robbery	0	0	0	0
Total	0	0	Theft - Pocket-picking	0	0	0	0
			Theft - Purse Snatching	0	0	0	0
			Theft - Shoplifting	0	0	0	0
			Theft From Building	0	0	0	0
			Theft From Coin Machine	0	0	0	0
			Theft From Motor Vehicle	0	0	0	0
			Theft of Motor Vehicle Parts	1	0	0	0
			Theft - All Other Larceny	0	0	0	0
			Motor Vehicle Theft	1	0	0	0
			Stolen Property Offenses	0	0	0	0
			Crimes Against Society				
			Animal Cruelty	0	0	0	0
			Drug/Narcotic Violations	0	0	0	0
			Drug/Narcotic Equipment Violations	0	0	0	0
			Gambling - Betting/Wagering	0	0	0	0
			Gambling - Operating/Promoting	0	0	0	0
			Gambling - Equipment Violations	0	0	0	0
			Gambling - Sports Tampering	0	0	0	0
			Pornography/Obscene Material	0	0	0	0
			Prostitution	0	0	0	0
			Prostitution Assisting/Promoting	0	0	0	0
			Purchasing Prostitution	0	0	0	0
			Weapon Law Violations	0	0	0	0
			Total Group A Offenses	4	1	1	0
Group B Arrests							
Offense	Adult	Juvenile					
Bad Checks	0	0					
Curfew/Vagrancy	0	0					
Disorderly Conduct	0	0					
DUI	0	0					
Drunkenness	0	0					
Family-Non Violent	0	0					
Liquor Law Violations	0	0					
Peeping Tom	0	0					
Trespass	0	0					
All Other Offenses	0	0					
Total Group B	0	0					

Crime in Tennessee 2022

(*) Offenses are counted using the FBI Units of Count for Crime

(**) The 'Arrests' column shows arrests made for incidents during the selected period, regardless of arrest date. Arrest counts for the same period may change over time.

Savannah Police Department - NIBRS Agency Crime Overview - 2022

2022 Population Estimate		7,207		Offenses (*)		Arrests (**)		
Offense Overview		Group A Offenses		Reported	Cleared	Adult	Juvenile	
Offense Total	900	Crimes Against Persons						
Number Cleared	551	Murder		0	0	0	0	
Percent Cleared	61.22%	Negligent Manslaughter		0	0	0	0	
Group A Crimes per 100,000 population	12,487.9	Negligent Vehicular Manslaughter		0	0	0	0	
		Kidnapping/Abduction		2	2	1	0	
		Forcible Rape		1	0	0	0	
		Forcible Sodomy		0	0	0	0	
		Sexual Assault W/Object		0	0	0	0	
		Forcible Fondling		9	4	2	0	
		Incest		0	0	0	0	
		Statutory Rape		3	2	2	0	
		Aggravated Assault		38	27	15	2	
		Simple Assault		127	109	39	2	
		Intimidation		19	9	4	0	
		Stalking		0	0	0	0	
		Commercial Sex Acts		0	0	0	0	
		Involuntary Servitude		0	0	0	0	
		Crimes Against Property						
		Arson		0	0	0	0	
		Bribery		0	0	0	0	
		Burglary		51	16	18	0	
		Counterfeiting/Forgery		10	3	3	0	
		Destruction/Damage/Vandalism		66	24	7	1	
		Embezzlement		5	2	2	0	
		Extortion/Blackmail		3	0	0	0	
		Fraud - False Pretenses		66	39	36	1	
		Fraud - Credit Card/ATM		13	5	2	0	
		Fraud - Impersonation		2	2	2	0	
		Fraud - Welfare		0	0	0	0	
		Fraud - Wire		25	3	2	0	
		Fraud - Identity Theft		0	0	0	0	
		Fraud - Computer Hacking/Invasion		0	0	0	0	
		Robbery		0	0	0	0	
		Theft - Pocket-picking		0	0	0	0	
		Theft - Purse Snatching		0	0	0	0	
		Theft - Shoplifting		68	53	50	6	
		Theft From Building		53	8	4	1	
		Theft From Coin Machine		0	0	0	0	
		Theft From Motor Vehicle		27	5	3	1	
		Theft of Motor Vehicle Parts		13	1	1	0	
		Theft - All Other Larceny		46	13	10	0	
		Motor Vehicle Theft		20	9	7	1	
		Stolen Property Offenses		7	6	6	0	
		Crimes Against Society						
		Animal Cruelty		3	3	2	0	
		Drug/Narcotic Violations		138	127	117	7	
		Drug/Narcotic Equipment Violations		69	64	6	0	
		Gambling - Betting/Wagering		0	0	0	0	
		Gambling - Operating/Promoting		0	0	0	0	
		Gambling - Equipment Violations		0	0	0	0	
		Gambling - Sports Tampering		0	0	0	0	
		Pornography/Obscene Material		2	2	1	0	
		Prostitution		3	3	4	0	
		Prostitution Assisting/Promoting		1	1	0	0	
		Purchasing Prostitution		0	0	0	0	
		Weapon Law Violations		10	9	7	0	
		Total Group A Offenses		900	551	353	22	
Domestic Violence Victims								
Offense	Reported	Cleared						
Murder	0	0						
Aggravated Assault	14	11						
Simple Assault	84	77						
Intimidation	10	7						
Stalking	0	0						
Forcible Rape	0	0						
Forcible Sodomy	0	0						
Sexual Assault W/Object	0	0						
Forcible Fondling	3	1						
Incest	0	0						
Statutory Rape	1	1						
Kidnapping/Abduction	1	1						
Commercial Sex Acts	0	0						
Involuntary Servitude	0	0						
Total	113	98						
Group B Arrests								
Offense	Adult	Juvenile						
Bad Checks	0	0						
Curfew/Vagrancy	0	0						
Disorderly Conduct	6	0						
DUI	36	0						
Drunkenness	86	1						
Family-Non Violent	2	0						
Liquor Law Violations	1	2						
Peeping Tom	0	0						
Trespass	6	0						
All Other Offenses	27	21						
Total Group B	164	24						

Crime in Tennessee 2022

(*) Offenses are counted using the FBI Units of Count for Crime

(**) The 'Arrests' column shows arrests made for incidents during the selected period, regardless of arrest date. Arrest counts for the same period may change over time.

Scotts Hill Police Department - NIBRS Agency Crime Overview - 2022

2022 Population Estimate		875	Offenses (*)		Arrests (**)	
Offense Overview			Reported	Cleared	Adult	Juvenile
Group A Offenses						
Crimes Against Persons						
Offense Total	24	Murder	0	0	0	0
Number Cleared	14	Negligent Manslaughter	0	0	0	0
Percent Cleared	58.33%	Negligent Vehicular Manslaughter	0	0	0	0
Group A Crimes per 100,000 population	2,742.9	Kidnapping/Abduction	0	0	0	0
		Forcible Rape	0	0	0	0
		Forcible Sodomy	0	0	0	0
		Sexual Assault W/Object	0	0	0	0
		Forcible Fondling	0	0	0	0
		Incest	0	0	0	0
		Statutory Rape	0	0	0	0
		Aggravated Assault	4	3	3	0
		Simple Assault	4	1	1	0
		Intimidation	1	1	1	0
		Stalking	0	0	0	0
		Commercial Sex Acts	0	0	0	0
		Involuntary Servitude	0	0	0	0
		Crimes Against Property				
		Arson	0	0	0	0
		Bribery	0	0	0	0
		Burglary	0	0	0	0
		Counterfeiting/Forgery	0	0	0	0
		Destruction/Damage/Vandalism	2	0	0	0
		Embezzlement	0	0	0	0
		Extortion/Blackmail	0	0	0	0
		Fraud - False Pretenses	0	0	0	0
		Fraud - Credit Card/ATM	0	0	0	0
		Fraud - Impersonation	2	0	0	0
		Fraud - Welfare	0	0	0	0
		Fraud - Wire	0	0	0	0
		Fraud - Identity Theft	2	0	0	0
		Fraud - Computer Hacking/Invasion	0	0	0	0
		Robbery	0	0	0	0
		Theft - Pocket-picking	0	0	0	0
		Theft - Purse Snatching	0	0	0	0
		Theft - Shoplifting	1	1	1	0
		Theft From Building	0	0	0	0
		Theft From Coin Machine	0	0	0	0
		Theft From Motor Vehicle	0	0	0	0
		Theft of Motor Vehicle Parts	0	0	0	0
		Theft - All Other Larceny	0	0	0	0
		Motor Vehicle Theft	1	1	1	0
		Stolen Property Offenses	0	0	0	0
		Crimes Against Society				
		Animal Cruelty	0	0	0	0
		Drug/Narcotic Violations	4	4	4	0
		Drug/Narcotic Equipment Violations	2	2	0	0
		Gambling - Betting/Wagering	0	0	0	0
		Gambling - Operating/Promoting	0	0	0	0
		Gambling - Equipment Violations	0	0	0	0
		Gambling - Sports Tampering	0	0	0	0
		Pornography/Obscene Material	0	0	0	0
		Prostitution	0	0	0	0
		Prostitution Assisting/Promoting	0	0	0	0
		Purchasing Prostitution	0	0	0	0
		Weapon Law Violations	1	1	0	0
		Total Group A Offenses	24	14	11	0
Domestic Violence Victims						
Offense	Reported	Cleared				
Murder	0	0				
Aggravated Assault	3	2				
Simple Assault	2	1				
Intimidation	0	0				
Stalking	0	0				
Forcible Rape	0	0				
Forcible Sodomy	0	0				
Sexual Assault W/Object	0	0				
Forcible Fondling	0	0				
Incest	0	0				
Statutory Rape	0	0				
Kidnapping/Abduction	0	0				
Commercial Sex Acts	0	0				
Involuntary Servitude	0	0				
Total	5	3				
Group B Arrests						
Offense	Adult	Juvenile				
Bad Checks	0	0				
Curfew/Vagrancy	1	0				
Disorderly Conduct	1	0				
DUI	0	0				
Drunkenness	1	0				
Family-Non Violent	0	0				
Liquor Law Violations	0	0				
Peeping Tom	0	0				
Trespass	1	0				
All Other Offenses	4	0				
Total Group B	8	0				

Crime in Tennessee 2022

(*) Offenses are counted using the FBI Units of Count for Crime

(**) The 'Arrests' column shows arrests made for incidents during the selected period, regardless of arrest date. Arrest counts for the same period may change over time.

Selmer Police Department - NIBRS Agency Crime Overview - 2022

2022 Population Estimate		4,419		Offenses (*)		Arrests (**)		
Offense Overview		Group A Offenses		Reported	Cleared	Adult	Juvenile	
Offense Total	379	Crimes Against Persons						
Number Cleared	200	Murder		0	0	0	0	
Percent Cleared	52.77%	Negligent Manslaughter		0	0	0	0	
Group A Crimes per 100,000 population	8,576.6	Negligent Vehicular Manslaughter		0	0	0	0	
		Kidnapping/Abduction		0	0	0	0	
		Forcible Rape		1	0	0	0	
		Forcible Sodomy		0	0	0	0	
		Sexual Assault W/Object		0	0	0	0	
		Forcible Fondling		3	2	1	0	
		Incest		0	0	0	0	
		Statutory Rape		0	0	0	0	
		Aggravated Assault		23	12	9	0	
		Simple Assault		61	32	15	2	
		Intimidation		16	6	3	0	
		Stalking		0	0	0	0	
		Commercial Sex Acts		2	0	0	0	
		Involuntary Servitude		0	0	0	0	
		Crimes Against Property						
		Arson		1	1	1	0	
		Bribery		0	0	0	0	
		Burglary		10	0	0	0	
		Counterfeiting/Forgery		10	2	2	0	
		Destruction/Damage/Vandalism		19	7	1	0	
		Embezzlement		4	1	1	0	
		Extortion/Blackmail		0	0	0	0	
		Fraud - False Pretenses		3	0	0	0	
		Fraud - Credit Card/ATM		2	0	0	0	
		Fraud - Impersonation		3	2	2	0	
		Fraud - Welfare		0	0	0	0	
		Fraud - Wire		0	0	0	0	
		Fraud - Identity Theft		0	0	0	0	
		Fraud - Computer Hacking/Invasion		0	0	0	0	
		Robbery		1	0	0	0	
		Theft - Pocket-picking		0	0	0	0	
		Theft - Purse Snatching		0	0	0	0	
		Theft - Shoplifting		36	18	19	0	
		Theft From Building		23	3	3	0	
		Theft From Coin Machine		0	0	0	0	
		Theft From Motor Vehicle		12	1	1	0	
		Theft of Motor Vehicle Parts		5	1	1	0	
		Theft - All Other Larceny		10	0	0	0	
		Motor Vehicle Theft		14	4	4	0	
		Stolen Property Offenses		2	1	1	0	
		Crimes Against Society						
		Animal Cruelty		1	0	0	0	
		Drug/Narcotic Violations		72	65	52	11	
		Drug/Narcotic Equipment Violations		39	36	11	3	
		Gambling - Betting/Wagering		0	0	0	0	
		Gambling - Operating/Promoting		0	0	0	0	
		Gambling - Equipment Violations		0	0	0	0	
		Gambling - Sports Tampering		0	0	0	0	
		Pornography/Obscene Material		1	1	0	1	
		Prostitution		1	1	1	0	
		Prostitution Assisting/Promoting		0	0	0	0	
		Purchasing Prostitution		0	0	0	0	
		Weapon Law Violations		4	4	2	0	
		Total Group A Offenses		379	200	130	17	
Domestic Violence Victims								
Offense	Reported	Cleared						
Murder	0	0						
Aggravated Assault	0	0						
Simple Assault	6	3						
Intimidation	2	2						
Stalking	0	0						
Forcible Rape	0	0						
Forcible Sodomy	0	0						
Sexual Assault W/Object	0	0						
Forcible Fondling	1	0						
Incest	0	0						
Statutory Rape	0	0						
Kidnapping/Abduction	0	0						
Commercial Sex Acts	0	0						
Involuntary Servitude	0	0						
Total	9	5						
Group B Arrests								
Offense	Adult	Juvenile						
Bad Checks	0	0						
Curfew/Vagrancy	0	0						
Disorderly Conduct	2	0						
DUI	26	0						
Drunkenness	6	0						
Family-Non Violent	3	0						
Liquor Law Violations	2	1						
Peeping Tom	0	0						
Trespass	4	0						
All Other Offenses	20	2						
Total Group B	63	3						

Crime in Tennessee 2022

(*) Offenses are counted using the FBI Units of Count for Crime

(**) The 'Arrests' column shows arrests made for incidents during the selected period, regardless of arrest date. Arrest counts for the same period may change over time.

Sevierville Police Department - NIBRS Agency Crime Overview - 2022

2022 Population Estimate		19,021	Offenses (*)		Arrests (**)	
Offense Overview			Reported	Cleared	Adult	Juvenile
Group A Offenses						
Crimes Against Persons						
Offense Total	2,630	Murder	2	1	1	0
Number Cleared	1,724	Negligent Manslaughter	0	0	0	0
Percent Cleared	65.55%	Negligent Vehicular Manslaughter	0	0	0	0
Group A Crimes per 100,000 population	13,826.8	Kidnapping/Abduction	24	17	5	0
		Forcible Rape	11	3	2	0
		Forcible Sodomy	3	1	0	0
		Sexual Assault W/Object	1	1	0	0
		Forcible Fondling	26	11	5	2
		Incest	0	0	0	0
		Statutory Rape	6	2	2	0
		Aggravated Assault	105	83	66	4
		Simple Assault	309	249	133	22
		Intimidation	142	87	12	4
		Stalking	0	0	0	0
		Commercial Sex Acts	0	0	0	0
		Involuntary Servitude	0	0	0	0
		Crimes Against Property				
		Arson	0	0	0	0
		Bribery	0	0	0	0
		Burglary	40	13	9	1
		Counterfeiting/Forgery	84	29	22	1
		Destruction/Damage/Vandalism	129	63	25	2
		Embezzlement	15	11	6	0
		Extortion/Blackmail	3	0	0	0
		Fraud - False Pretenses	119	59	27	0
		Fraud - Credit Card/ATM	58	25	3	0
		Fraud - Impersonation	33	27	10	0
		Fraud - Welfare	1	1	0	0
		Fraud - Wire	3	1	0	0
		Fraud - Identity Theft	16	9	9	1
		Fraud - Computer Hacking/Invasion	0	0	0	0
		Robbery	3	1	1	0
		Theft - Pocket-picking	1	0	0	0
		Theft - Purse Snatching	1	0	0	0
		Theft - Shoplifting	328	163	127	3
		Theft From Building	63	19	6	0
		Theft From Coin Machine	3	1	1	0
		Theft From Motor Vehicle	48	6	4	0
		Theft of Motor Vehicle Parts	30	4	1	0
		Theft - All Other Larceny	147	26	12	0
		Motor Vehicle Theft	48	22	17	2
		Stolen Property Offenses	51	41	31	0
		Crimes Against Society				
		Animal Cruelty	11	11	6	0
		Drug/Narcotic Violations	433	421	265	9
		Drug/Narcotic Equipment Violations	265	253	34	1
		Gambling - Betting/Wagering	0	0	0	0
		Gambling - Operating/Promoting	0	0	0	0
		Gambling - Equipment Violations	0	0	0	0
		Gambling - Sports Tampering	0	0	0	0
		Pornography/Obscene Material	6	3	1	1
		Prostitution	0	0	0	0
		Prostitution Assisting/Promoting	0	0	0	0
		Purchasing Prostitution	0	0	0	0
		Weapon Law Violations	62	60	52	1
		Total Group A Offenses	2,630	1,724	895	54
Domestic Violence Victims						
Offense	Reported	Cleared				
Murder	1	1				
Aggravated Assault	33	31				
Simple Assault	169	153				
Intimidation	19	14				
Stalking	0	0				
Forcible Rape	3	1				
Forcible Sodomy	0	0				
Sexual Assault W/Object	0	0				
Forcible Fondling	2	1				
Incest	0	0				
Statutory Rape	2	1				
Kidnapping/Abduction	9	9				
Commercial Sex Acts	0	0				
Involuntary Servitude	0	0				
Total	238	211				
Group B Arrests						
Offense	Adult	Juvenile				
Bad Checks	3	0				
Curfew/Vagrancy	0	0				
Disorderly Conduct	69	5				
DUI	348	1				
Drunkenness	359	5				
Family-Non Violent	22	0				
Liquor Law Violations	19	14				
Peeping Tom	0	0				
Trespass	37	1				
All Other Offenses	444	84				
Total Group B	1,301	110				

Crime in Tennessee 2022

(*) Offenses are counted using the FBI Units of Count for Crime

(**) The 'Arrests' column shows arrests made for incidents during the selected period, regardless of arrest date. Arrest counts for the same period may change over time.

Sharon Police Department - NIBRS Agency Crime Overview - 2022

2022 Population Estimate		952	Offenses (*)		Arrests (**)	
Offense Overview			Reported	Cleared	Adult	Juvenile
Group A Offenses						
Crimes Against Persons						
Offense Total	35	Murder	0	0	0	0
Number Cleared	15	Negligent Manslaughter	0	0	0	0
Percent Cleared	42.86%	Negligent Vehicular Manslaughter	0	0	0	0
Group A Crimes per 100,000 population	3,676.5	Kidnapping/Abduction	0	0	0	0
		Forcible Rape	0	0	0	0
		Forcible Sodomy	0	0	0	0
		Sexual Assault W/Object	0	0	0	0
		Forcible Fondling	0	0	0	0
		Incest	0	0	0	0
		Statutory Rape	0	0	0	0
		Aggravated Assault	2	2	1	0
		Simple Assault	2	2	2	0
		Intimidation	0	0	0	0
		Stalking	0	0	0	0
		Commercial Sex Acts	0	0	0	0
		Involuntary Servitude	0	0	0	0
		Crimes Against Property				
		Arson	0	0	0	0
		Bribery	0	0	0	0
		Burglary	4	1	1	0
		Counterfeiting/Forgery	1	1	1	0
		Destruction/Damage/Vandalism	2	1	1	0
		Embezzlement	0	0	0	0
		Extortion/Blackmail	0	0	0	0
		Fraud - False Pretenses	0	0	0	0
		Fraud - Credit Card/ATM	0	0	0	0
		Fraud - Impersonation	1	0	0	0
		Fraud - Welfare	0	0	0	0
		Fraud - Wire	0	0	0	0
		Fraud - Identity Theft	0	0	0	0
		Fraud - Computer Hacking/Invasion	0	0	0	0
		Robbery	0	0	0	0
		Theft - Pocket-picking	0	0	0	0
		Theft - Purse Snatching	0	0	0	0
		Theft - Shoplifting	0	0	0	0
		Theft From Building	3	1	1	0
		Theft From Coin Machine	0	0	0	0
		Theft From Motor Vehicle	3	0	0	0
		Theft of Motor Vehicle Parts	1	0	0	0
		Theft - All Other Larceny	8	1	1	0
		Motor Vehicle Theft	3	1	0	0
		Stolen Property Offenses	0	0	0	0
		Crimes Against Society				
		Animal Cruelty	0	0	0	0
		Drug/Narcotic Violations	4	4	4	0
		Drug/Narcotic Equipment Violations	1	1	0	0
		Gambling - Betting/Wagering	0	0	0	0
		Gambling - Operating/Promoting	0	0	0	0
		Gambling - Equipment Violations	0	0	0	0
		Gambling - Sports Tampering	0	0	0	0
		Pornography/Obscene Material	0	0	0	0
		Prostitution	0	0	0	0
		Prostitution Assisting/Promoting	0	0	0	0
		Purchasing Prostitution	0	0	0	0
		Weapon Law Violations	0	0	0	0
		Total Group A Offenses	35	15	12	0
Domestic Violence Victims						
Offense	Reported	Cleared				
Murder	0	0				
Aggravated Assault	2	2				
Simple Assault	1	1				
Intimidation	0	0				
Stalking	0	0				
Forcible Rape	0	0				
Forcible Sodomy	0	0				
Sexual Assault W/Object	0	0				
Forcible Fondling	0	0				
Incest	0	0				
Statutory Rape	0	0				
Kidnapping/Abduction	0	0				
Commercial Sex Acts	0	0				
Involuntary Servitude	0	0				
Total	3	3				
Group B Arrests						
Offense	Adult	Juvenile				
Bad Checks	0	0				
Curfew/Vagrancy	0	0				
Disorderly Conduct	1	0				
DUI	0	0				
Drunkenness	0	0				
Family-Non Violent	0	0				
Liquor Law Violations	0	0				
Peeping Tom	0	0				
Trespass	0	0				
All Other Offenses	0	0				
Total Group B	1	0				

Crime in Tennessee 2022

(*) Offenses are counted using the FBI Units of Count for Crime

(**) The 'Arrests' column shows arrests made for incidents during the selected period, regardless of arrest date. Arrest counts for the same period may change over time.

Shelbyville Police Department - NIBRS Agency Crime Overview - 2022

2022 Population Estimate		24,160		Offenses (*)		Arrests (**)		
Offense Overview		Group A Offenses		Reported	Cleared	Adult	Juvenile	
		Crimes Against Persons						
Offense Total	1,890	Murder		2	2	2	0	
Number Cleared	821	Negligent Manslaughter		0	0	0	0	
Percent Cleared	43.44%	Negligent Vehicular Manslaughter		0	0	0	0	
Group A Crimes per 100,000 population	7,822.8	Kidnapping/Abduction		4	2	2	0	
		Forcible Rape		23	14	3	0	
		Forcible Sodomy		1	0	0	0	
		Sexual Assault W/Object		0	0	0	0	
		Forcible Fondling		17	6	2	0	
		Incest		0	0	0	0	
		Statutory Rape		3	0	0	0	
		Aggravated Assault		106	69	54	3	
		Simple Assault		414	206	114	21	
		Intimidation		118	33	4	0	
		Stalking		5	2	0	0	
		Commercial Sex Acts		1	1	1	0	
		Involuntary Servitude		0	0	0	0	
		Crimes Against Property						
		Arson		1	0	0	0	
		Bribery		0	0	0	0	
		Burglary		81	21	23	0	
		Counterfeiting/Forgery		23	6	2	1	
		Destruction/Damage/Vandalism		167	30	11	2	
		Embezzlement		8	4	3	0	
		Extortion/Blackmail		4	1	1	0	
		Fraud - False Pretenses		76	9	8	0	
		Fraud - Credit Card/ATM		22	4	1	0	
		Fraud - Impersonation		26	12	10	2	
		Fraud - Welfare		0	0	0	0	
		Fraud - Wire		1	0	0	0	
		Fraud - Identity Theft		3	0	0	0	
		Fraud - Computer Hacking/Invasion		0	0	0	0	
		Robbery		4	1	1	0	
		Theft - Pocket-picking		1	0	0	0	
		Theft - Purse Snatching		0	0	0	0	
		Theft - Shoplifting		52	24	28	0	
		Theft From Building		66	10	4	0	
		Theft From Coin Machine		0	0	0	0	
		Theft From Motor Vehicle		54	3	3	0	
		Theft of Motor Vehicle Parts		22	1	1	0	
		Theft - All Other Larceny		144	17	12	0	
		Motor Vehicle Theft		73	26	14	6	
		Stolen Property Offenses		1	0	0	0	
		Crimes Against Society						
		Animal Cruelty		6	3	3	0	
		Drug/Narcotic Violations		203	175	174	4	
		Drug/Narcotic Equipment Violations		127	115	32	0	
		Gambling - Betting/Wagering		0	0	0	0	
		Gambling - Operating/Promoting		0	0	0	0	
		Gambling - Equipment Violations		0	0	0	0	
		Gambling - Sports Tampering		0	0	0	0	
		Pornography/Obscene Material		6	1	1	0	
		Prostitution		2	2	1	0	
		Prostitution Assisting/Promoting		0	0	0	0	
		Purchasing Prostitution		0	0	0	0	
		Weapon Law Violations		23	21	8	0	
		Total Group A Offenses		1,890	821	523	39	
Domestic Violence Victims								
Offense	Reported	Cleared						
Murder	0	0						
Aggravated Assault	12	11						
Simple Assault	46	31						
Intimidation	2	1						
Stalking	0	0						
Forcible Rape	0	0						
Forcible Sodomy	0	0						
Sexual Assault W/Object	0	0						
Forcible Fondling	0	0						
Incest	0	0						
Statutory Rape	0	0						
Kidnapping/Abduction	3	2						
Commercial Sex Acts	0	0						
Involuntary Servitude	0	0						
Total	63	45						
Group B Arrests								
Offense	Adult	Juvenile						
Bad Checks	0	0						
Curfew/Vagrancy	0	0						
Disorderly Conduct	8	1						
DUI	133	1						
Drunkenness	65	1						
Family-Non Violent	2	2						
Liquor Law Violations	1	3						
Peeping Tom	0	0						
Trespass	28	0						
All Other Offenses	193	14						
Total Group B	430	22						

Crime in Tennessee 2022

(*) Offenses are counted using the FBI Units of Count for Crime

(**) The 'Arrests' column shows arrests made for incidents during the selected period, regardless of arrest date. Arrest counts for the same period may change over time.

Signal Mountain Police Department - NIBRS Agency Crime Overview - 2022

2022 Population Estimate		8,824	Offenses (*)		Arrests (**)		
Offense Overview			Reported	Cleared	Adult	Juvenile	
Group A Offenses							
Crimes Against Persons							
Offense Total	78		Murder	0	0	0	0
Number Cleared	36		Negligent Manslaughter	0	0	0	0
Percent Cleared	46.15%		Negligent Vehicular Manslaughter	0	0	0	0
Group A Crimes per 100,000 population	884.0		Kidnapping/Abduction	0	0	0	0
			Forcible Rape	0	0	0	0
			Forcible Sodomy	0	0	0	0
			Sexual Assault W/Object	0	0	0	0
			Forcible Fondling	0	0	0	0
Arrest Overview			Incest	0	0	0	0
Total Arrests	30		Statutory Rape	0	0	0	0
Adult Arrests	26		Aggravated Assault	1	1	1	0
Juvenile Arrests	4		Simple Assault	13	13	9	3
Unknown Age	0		Intimidation	0	0	0	0
Arrests per 100,000 population	340.0		Stalking	0	0	0	0
			Commercial Sex Acts	0	0	0	0
Average number offenses/incident	1.11		Involuntary Servitude	0	0	0	0
			Crimes Against Property				
Domestic Violence Victims			Arson	0	0	0	0
Offense	Reported	Cleared	Bribery	0	0	0	0
Murder	0	0	Burglary	1	0	0	0
Aggravated Assault	1	1	Counterfeiting/Forgery	0	0	0	0
Simple Assault	12	12	Destruction/Damage/Vandalism	2	0	0	0
Intimidation	0	0	Embezzlement	2	0	0	0
Stalking	0	0	Extortion/Blackmail	1	0	0	0
Forcible Rape	0	0	Fraud - False Pretenses	7	0	0	0
Forcible Sodomy	0	0	Fraud - Credit Card/ATM	0	0	0	0
Sexual Assault W/Object	0	0	Fraud - Impersonation	6	0	0	0
Forcible Fondling	0	0	Fraud - Welfare	0	0	0	0
Incest	0	0	Fraud - Wire	0	0	0	0
Statutory Rape	0	0	Fraud - Identity Theft	0	0	0	0
Kidnapping/Abduction	0	0	Fraud - Computer Hacking/Invasion	0	0	0	0
Commercial Sex Acts	0	0	Robbery	0	0	0	0
Involuntary Servitude	0	0	Theft - Pocket-picking	0	0	0	0
Total	13	13	Theft - Purse Snatching	0	0	0	0
			Theft - Shoplifting	1	1	0	0
Group B Arrests			Theft From Building	9	1	0	0
Offense	Adult	Juvenile	Theft From Coin Machine	0	0	0	0
Bad Checks	0	0	Theft From Motor Vehicle	10	1	0	0
Curfew/Vagrancy	0	0	Theft of Motor Vehicle Parts	0	0	0	0
Disorderly Conduct	0	0	Theft - All Other Larceny	4	0	0	0
DUI	8	0	Motor Vehicle Theft	2	1	0	0
Drunkenness	2	0	Stolen Property Offenses	0	0	0	0
Family-Non Violent	0	0	Crimes Against Society				
Liquor Law Violations	3	0	Animal Cruelty	0	0	0	0
Peeping Tom	0	0	Drug/Narcotic Violations	12	12	3	1
Trespass	0	0	Drug/Narcotic Equipment Violations	7	6	0	0
All Other Offenses	0	0	Gambling - Betting/Wagering	0	0	0	0
Total Group B	13	0	Gambling - Operating/Promoting	0	0	0	0
			Gambling - Equipment Violations	0	0	0	0
			Gambling - Sports Tampering	0	0	0	0
			Pornography/Obscene Material	0	0	0	0
			Prostitution	0	0	0	0
			Prostitution Assisting/Promoting	0	0	0	0
			Purchasing Prostitution	0	0	0	0
			Weapon Law Violations	0	0	0	0
			Total Group A Offenses	78	36	13	4

Crime in Tennessee 2022

(*) Offenses are counted using the FBI Units of Count for Crime

(**) The 'Arrests' column shows arrests made for incidents during the selected period, regardless of arrest date. Arrest counts for the same period may change over time.

Smithville Police Department - NIBRS Agency Crime Overview - 2022

2022 Population Estimate		5,242	Offenses (*)		Arrests (**)	
Offense Overview			Reported	Cleared	Adult	Juvenile
Group A Offenses						
Crimes Against Persons						
Offense Total	278	Murder	1	1	1	0
Number Cleared	174	Negligent Manslaughter	0	0	0	0
Percent Cleared	62.59%	Negligent Vehicular Manslaughter	0	0	0	0
Group A Crimes per 100,000 population	5,303.3	Kidnapping/Abduction	1	1	1	0
		Forcible Rape	1	1	1	0
		Forcible Sodomy	0	0	0	0
		Sexual Assault W/Object	0	0	0	0
		Forcible Fondling	0	0	0	0
		Incest	0	0	0	0
		Statutory Rape	0	0	0	0
		Aggravated Assault	18	12	11	0
		Simple Assault	41	32	26	0
		Intimidation	3	2	1	0
		Stalking	0	0	0	0
		Commercial Sex Acts	0	0	0	0
		Involuntary Servitude	0	0	0	0
		Crimes Against Property				
		Arson	0	0	0	0
		Bribery	0	0	0	0
		Burglary	18	5	4	3
		Counterfeiting/Forgery	6	1	1	0
		Destruction/Damage/Vandalism	23	15	9	1
		Embezzlement	4	3	3	0
		Extortion/Blackmail	0	0	0	0
		Fraud - False Pretenses	4	2	0	0
		Fraud - Credit Card/ATM	18	8	5	0
		Fraud - Impersonation	1	1	1	0
		Fraud - Welfare	0	0	0	0
		Fraud - Wire	8	2	1	0
		Fraud - Identity Theft	0	0	0	0
		Fraud - Computer Hacking/Invasion	0	0	0	0
		Robbery	0	0	0	0
		Theft - Pocket-picking	0	0	0	0
		Theft - Purse Snatching	0	0	0	0
		Theft - Shoplifting	50	45	46	0
		Theft From Building	7	1	1	0
		Theft From Coin Machine	1	0	0	0
		Theft From Motor Vehicle	8	2	2	0
		Theft of Motor Vehicle Parts	3	0	0	0
		Theft - All Other Larceny	19	4	5	0
		Motor Vehicle Theft	9	2	1	0
		Stolen Property Offenses	1	1	3	0
		Crimes Against Society				
		Animal Cruelty	0	0	0	0
		Drug/Narcotic Violations	19	19	17	1
		Drug/Narcotic Equipment Violations	11	11	3	0
		Gambling - Betting/Wagering	0	0	0	0
		Gambling - Operating/Promoting	0	0	0	0
		Gambling - Equipment Violations	0	0	0	0
		Gambling - Sports Tampering	0	0	0	0
		Pornography/Obscene Material	0	0	0	0
		Prostitution	0	0	0	0
		Prostitution Assisting/Promoting	0	0	0	0
		Purchasing Prostitution	0	0	0	0
		Weapon Law Violations	3	3	1	0
		Total Group A Offenses	278	174	144	5
Domestic Violence Victims						
Offense	Reported	Cleared				
Murder	1	1				
Aggravated Assault	7	5				
Simple Assault	31	26				
Intimidation	0	0				
Stalking	0	0				
Forcible Rape	0	0				
Forcible Sodomy	0	0				
Sexual Assault W/Object	0	0				
Forcible Fondling	0	0				
Incest	0	0				
Statutory Rape	0	0				
Kidnapping/Abduction	1	1				
Commercial Sex Acts	0	0				
Involuntary Servitude	0	0				
Total	40	33				
Group B Arrests						
Offense	Adult	Juvenile				
Bad Checks	3	0				
Curfew/Vagrancy	0	0				
Disorderly Conduct	1	0				
DUI	15	0				
Drunkenness	21	0				
Family-Non Violent	2	0				
Liquor Law Violations	2	0				
Peeping Tom	0	0				
Trespass	17	0				
All Other Offenses	27	0				
Total Group B	88	0				

Crime in Tennessee 2022

(*) Offenses are counted using the FBI Units of Count for Crime

(**) The 'Arrests' column shows arrests made for incidents during the selected period, regardless of arrest date. Arrest counts for the same period may change over time.

Smyrna Police Department - NIBRS Agency Crime Overview - 2022

2022 Population Estimate		57,595	Offenses (*)		Arrests (**)	
Offense Overview			Reported	Cleared	Adult	Juvenile
Group A Offenses						
Crimes Against Persons						
Offense Total	3,482	Murder	2	1	3	0
Number Cleared	1,521	Negligent Manslaughter	0	0	0	0
Percent Cleared	43.68%	Negligent Vehicular Manslaughter	0	0	0	0
Group A Crimes per 100,000 population	6,045.7	Kidnapping/Abduction	40	19	9	0
		Forcible Rape	15	6	2	0
		Forcible Sodomy	2	0	0	0
		Sexual Assault W/Object	0	0	0	0
		Forcible Fondling	18	10	3	0
		Incest	0	0	0	0
		Statutory Rape	3	1	0	0
		Aggravated Assault	123	82	63	5
		Simple Assault	479	286	164	16
		Intimidation	282	75	16	0
		Stalking	4	4	2	0
		Commercial Sex Acts	0	0	0	0
		Involuntary Servitude	0	0	0	0
		Crimes Against Property				
		Arson	2	0	0	0
		Bribery	0	0	0	0
		Burglary	73	15	7	0
		Counterfeiting/Forgery	52	28	26	1
		Destruction/Damage/Vandalism	300	62	16	2
		Embezzlement	0	0	0	0
		Extortion/Blackmail	8	0	0	0
		Fraud - False Pretenses	59	6	1	0
		Fraud - Credit Card/ATM	31	4	1	0
		Fraud - Impersonation	113	34	13	2
		Fraud - Welfare	0	0	0	0
		Fraud - Wire	8	0	0	0
		Fraud - Identity Theft	0	0	0	0
		Fraud - Computer Hacking/Invasion	0	0	0	0
		Robbery	12	4	4	0
		Theft - Pocket-picking	0	0	0	0
		Theft - Purse Snatching	0	0	0	0
		Theft - Shoplifting	263	112	127	0
		Theft From Building	8	2	1	0
		Theft From Coin Machine	0	0	0	0
		Theft From Motor Vehicle	155	7	1	4
		Theft of Motor Vehicle Parts	54	1	3	0
		Theft - All Other Larceny	425	57	23	2
		Motor Vehicle Theft	135	40	18	8
		Stolen Property Offenses	6	2	1	0
		Crimes Against Society				
		Animal Cruelty	7	4	0	0
		Drug/Narcotic Violations	451	349	322	5
		Drug/Narcotic Equipment Violations	282	251	57	3
		Gambling - Betting/Wagering	0	0	0	0
		Gambling - Operating/Promoting	0	0	0	0
		Gambling - Equipment Violations	0	0	0	0
		Gambling - Sports Tampering	0	0	0	0
		Pornography/Obscene Material	6	0	0	0
		Prostitution	5	3	2	0
		Prostitution Assisting/Promoting	0	0	0	0
		Purchasing Prostitution	0	0	0	0
		Weapon Law Violations	59	56	12	3
		Total Group A Offenses	3,482	1,521	897	51
Domestic Violence Victims						
Offense	Reported	Cleared				
Murder	0	0				
Aggravated Assault	32	25				
Simple Assault	221	179				
Intimidation	44	20				
Stalking	0	0				
Forcible Rape	4	3				
Forcible Sodomy	0	0				
Sexual Assault W/Object	0	0				
Forcible Fondling	4	1				
Incest	0	0				
Statutory Rape	0	0				
Kidnapping/Abduction	27	13				
Commercial Sex Acts	0	0				
Involuntary Servitude	0	0				
Total	332	241				
Group B Arrests						
Offense	Adult	Juvenile				
Bad Checks	1	0				
Curfew/Vagrancy	0	6				
Disorderly Conduct	17	0				
DUI	190	3				
Drunkenness	119	0				
Family-Non Violent	10	0				
Liquor Law Violations	10	0				
Peeping Tom	0	0				
Trespass	11	0				
All Other Offenses	629	10				
Total Group B	987	19				

Crime in Tennessee 2022

(*) Offenses are counted using the FBI Units of Count for Crime

(**) The 'Arrests' column shows arrests made for incidents during the selected period, regardless of arrest date. Arrest counts for the same period may change over time.

Soddy Daisy Police Department - NIBRS Agency Crime Overview - 2022

2022 Population Estimate		13,112		Offenses (*)		Arrests (**)		
Offense Overview				Reported	Cleared	Adult	Juvenile	
Offense Total		664		Group A Offenses				
Number Cleared		398		Crimes Against Persons				
Percent Cleared		59.94%		Murder	1	1	1	0
Group A Crimes per 100,000 population		5,064.1		Negligent Manslaughter	0	0	0	0
				Negligent Vehicular Manslaughter	0	0	0	0
				Kidnapping/Abduction	4	3	3	0
				Forcible Rape	1	0	0	0
				Forcible Sodomy	0	0	0	0
				Sexual Assault W/Object	0	0	0	0
				Forcible Fondling	3	1	0	0
Arrest Overview				Incest	0	0	0	0
Total Arrests		580		Statutory Rape	0	0	0	0
Adult Arrests		576		Aggravated Assault	26	17	14	0
Juvenile Arrests		4		Simple Assault	63	60	46	2
Unknown Age		0		Intimidation	4	2	1	0
Arrests per 100,000 population		4,423.4		Stalking	3	0	0	0
				Commercial Sex Acts	0	0	0	0
Average number offenses/incident		1.26		Involuntary Servitude	0	0	0	0
				Crimes Against Property				
Domestic Violence Victims				Arson	0	0	0	0
Offense	Reported	Cleared		Bribery	0	0	0	0
Murder	1	1		Burglary	31	11	8	0
Aggravated Assault	13	7		Counterfeiting/Forgery	21	14	15	0
Simple Assault	42	41		Destruction/Damage/Vandalism	33	13	6	1
Intimidation	1	1		Embezzlement	2	2	3	0
Stalking	2	0		Extortion/Blackmail	0	0	0	0
Forcible Rape	0	0		Fraud - False Pretenses	2	1	1	0
Forcible Sodomy	0	0		Fraud - Credit Card/ATM	1	1	1	0
Sexual Assault W/Object	0	0		Fraud - Impersonation	10	6	6	0
Forcible Fondling	1	0		Fraud - Welfare	0	0	0	0
Incest	0	0		Fraud - Wire	2	0	0	0
Statutory Rape	0	0		Fraud - Identity Theft	1	0	0	0
Kidnapping/Abduction	3	3		Fraud - Computer Hacking/Invasion	0	0	0	0
Commercial Sex Acts	0	0		Robbery	0	0	0	0
Involuntary Servitude	0	0		Theft - Pocket-picking	1	1	7	0
Total	63	53		Theft - Purse Snatching	1	0	0	0
				Theft - Shoplifting	54	41	35	1
				Theft From Building	34	11	8	0
Group B Arrests				Theft From Coin Machine	2	0	0	0
Offense	Adult	Juvenile		Theft From Motor Vehicle	14	0	2	0
Bad Checks	2	0		Theft of Motor Vehicle Parts	17	1	1	0
Curfew/Vagrancy	0	0		Theft - All Other Larceny	37	6	5	0
Disorderly Conduct	4	0		Motor Vehicle Theft	18	8	4	0
DUI	19	0		Stolen Property Offenses	3	3	1	0
Drunkenness	4	0		Crimes Against Society				
Family-Non Violent	0	0		Animal Cruelty	0	0	0	0
Liquor Law Violations	0	0		Drug/Narcotic Violations	152	103	81	0
Peeping Tom	0	0		Drug/Narcotic Equipment Violations	111	83	27	0
Trespass	10	0		Gambling - Betting/Wagering	0	0	0	0
All Other Offenses	261	0		Gambling - Operating/Promoting	0	0	0	0
Total Group B	300	0		Gambling - Equipment Violations	0	0	0	0
				Gambling - Sports Tampering	0	0	0	0
				Pornography/Obscene Material	0	0	0	0
				Prostitution	0	0	0	0
				Prostitution Assisting/Promoting	0	0	0	0
				Purchasing Prostitution	0	0	0	0
				Weapon Law Violations	12	9	0	0
				Total Group A Offenses	664	398	276	4

Crime in Tennessee 2022

(*) Offenses are counted using the FBI Units of Count for Crime

(**) The 'Arrests' column shows arrests made for incidents during the selected period, regardless of arrest date. Arrest counts for the same period may change over time.

Somerville Police Department - NIBRS Agency Crime Overview - 2022

2022 Population Estimate		3,470		Offenses (*)		Arrests (**)	
Offense Overview				Reported	Cleared	Adult	Juvenile
Offense Total		229		Group A Offenses			
Number Cleared		113		Crimes Against Persons			
Percent Cleared		49.34%		Murder	0	0	0
Group A Crimes per 100,000 population		6,599.4		Negligent Manslaughter	0	0	0
				Negligent Vehicular Manslaughter	0	0	0
				Kidnapping/Abduction	0	0	0
				Forcible Rape	1	0	0
				Forcible Sodomy	0	0	0
				Sexual Assault W/Object	0	0	0
				Forcible Fondling	2	0	0
Arrest Overview				Incest	0	0	0
Total Arrests		106		Statutory Rape	0	0	0
Adult Arrests		99		Aggravated Assault	20	6	5
Juvenile Arrests		7		Simple Assault	31	23	17
Unknown Age		0		Intimidation	16	4	3
Arrests per 100,000 population		3,054.8		Stalking	0	0	0
				Commercial Sex Acts	0	0	0
				Involuntary Servitude	0	0	0
Average number offenses/incident		1.38		Crimes Against Property			
				Arson	0	0	0
				Bribery	0	0	0
				Burglary	10	4	7
				Counterfeiting/Forgery	2	0	0
				Destruction/Damage/Vandalism	27	5	2
				Embezzlement	1	0	0
				Extortion/Blackmail	0	0	0
				Fraud - False Pretenses	4	0	0
				Fraud - Credit Card/ATM	4	0	0
				Fraud - Impersonation	2	0	0
				Fraud - Welfare	0	0	0
				Fraud - Wire	0	0	0
				Fraud - Identity Theft	1	0	0
				Fraud - Computer Hacking/Invasion	0	0	0
				Robbery	1	0	0
				Theft - Pocket-picking	0	0	0
				Theft - Purse Snatching	0	0	0
				Theft - Shoplifting	6	2	2
				Theft From Building	9	1	1
				Theft From Coin Machine	1	0	0
				Theft From Motor Vehicle	1	0	0
				Theft of Motor Vehicle Parts	5	0	0
				Theft - All Other Larceny	11	1	1
				Motor Vehicle Theft	4	2	0
				Stolen Property Offenses	0	0	0
				Crimes Against Society			
				Animal Cruelty	0	0	0
				Drug/Narcotic Violations	38	35	37
				Drug/Narcotic Equipment Violations	26	24	3
				Gambling - Betting/Wagering	0	0	0
				Gambling - Operating/Promoting	0	0	0
				Gambling - Equipment Violations	0	0	0
				Gambling - Sports Tampering	0	0	0
				Pornography/Obscene Material	0	0	0
				Prostitution	0	0	0
				Prostitution Assisting/Promoting	0	0	0
				Purchasing Prostitution	0	0	0
				Weapon Law Violations	6	6	2
				Total Group A Offenses	229	113	80
							7
Domestic Violence Victims							
Offense	Reported	Cleared					
Murder	0	0					
Aggravated Assault	3	3					
Simple Assault	23	19					
Intimidation	6	1					
Stalking	0	0					
Forcible Rape	1	0					
Forcible Sodomy	0	0					
Sexual Assault W/Object	0	0					
Forcible Fondling	0	0					
Incest	0	0					
Statutory Rape	0	0					
Kidnapping/Abduction	0	0					
Commercial Sex Acts	0	0					
Involuntary Servitude	0	0					
Total	33	23					
Group B Arrests							
Offense	Adult	Juvenile					
Bad Checks	1	0					
Curfew/Vagrancy	0	0					
Disorderly Conduct	2	0					
DUI	7	0					
Drunkenness	2	0					
Family-Non Violent	0	0					
Liquor Law Violations	3	0					
Peeping Tom	0	0					
Trespass	2	0					
All Other Offenses	2	0					
Total Group B	19	0					

Crime in Tennessee 2022

(*) Offenses are counted using the FBI Units of Count for Crime

(**) The 'Arrests' column shows arrests made for incidents during the selected period, regardless of arrest date. Arrest counts for the same period may change over time.

South Carthage Police Department - NIBRS Agency Crime Overview - 2022

2022 Population Estimate		1,563	Offenses (*)		Arrests (**)		
Offense Overview			Reported	Cleared	Adult	Juvenile	
Group A Offenses							
Crimes Against Persons							
Offense Total	26	Murder	0	0	0	0	
Number Cleared	13	Negligent Manslaughter	0	0	0	0	
Percent Cleared	50.00%	Negligent Vehicular Manslaughter	0	0	0	0	
Group A Crimes per 100,000 population	1,663.5	Kidnapping/Abduction	0	0	0	0	
		Forcible Rape	0	0	0	0	
		Forcible Sodomy	0	0	0	0	
		Sexual Assault W/Object	0	0	0	0	
		Forcible Fondling	0	0	0	0	
Arrest Overview		Incest	0	0	0	0	
Total Arrests	16	Statutory Rape	0	0	0	0	
Adult Arrests	15	Aggravated Assault	3	3	3	0	
Juvenile Arrests	1	Simple Assault	6	5	5	0	
Unknown Age	0	Intimidation	3	2	2	0	
Arrests per 100,000 population	1,023.7	Stalking	0	0	0	0	
		Commercial Sex Acts	0	0	0	0	
Average number offenses/incident	1.00	Involuntary Servitude	0	0	0	0	
		Crimes Against Property					
Domestic Violence Victims							
Offense	Reported	Cleared	Arson	0	0	0	0
Murder	0	0	Bribery	0	0	0	0
Aggravated Assault	1	1	Burglary	2	2	0	1
Simple Assault	3	2	Counterfeiting/Forgery	1	0	0	0
Intimidation	2	2	Destruction/Damage/Vandalism	3	0	0	0
Stalking	0	0	Embezzlement	0	0	0	0
Forcible Rape	0	0	Extortion/Blackmail	0	0	0	0
Forcible Sodomy	0	0	Fraud - False Pretenses	1	0	0	0
Sexual Assault W/Object	0	0	Fraud - Credit Card/ATM	0	0	0	0
Forcible Fondling	0	0	Fraud - Impersonation	0	0	0	0
Incest	0	0	Fraud - Welfare	0	0	0	0
Statutory Rape	0	0	Fraud - Wire	0	0	0	0
Kidnapping/Abduction	0	0	Fraud - Identity Theft	0	0	0	0
Commercial Sex Acts	0	0	Fraud - Computer Hacking/Invasion	0	0	0	0
Involuntary Servitude	0	0	Robbery	0	0	0	0
Total	6	5	Theft - Pocket-picking	0	0	0	0
			Theft - Purse Snatching	0	0	0	0
			Theft - Shoplifting	0	0	0	0
			Theft From Building	0	0	0	0
			Theft From Coin Machine	0	0	0	0
			Theft From Motor Vehicle	3	0	0	0
			Theft of Motor Vehicle Parts	0	0	0	0
			Theft - All Other Larceny	2	0	0	0
			Motor Vehicle Theft	0	0	0	0
			Stolen Property Offenses	0	0	0	0
			Crimes Against Society				
			Animal Cruelty	0	0	0	0
			Drug/Narcotic Violations	2	1	1	0
			Drug/Narcotic Equipment Violations	0	0	0	0
			Gambling - Betting/Wagering	0	0	0	0
			Gambling - Operating/Promoting	0	0	0	0
			Gambling - Equipment Violations	0	0	0	0
			Gambling - Sports Tampering	0	0	0	0
			Pornography/Obscene Material	0	0	0	0
			Prostitution	0	0	0	0
			Prostitution Assisting/Promoting	0	0	0	0
			Purchasing Prostitution	0	0	0	0
			Weapon Law Violations	0	0	0	0
			Total Group A Offenses	26	13	11	1
Group B Arrests							
Offense	Adult	Juvenile					
Bad Checks	0	0					
Curfew/Vagrancy	0	0					
Disorderly Conduct	0	0					
DUI	1	0					
Drunkenness	3	0					
Family-Non Violent	0	0					
Liquor Law Violations	0	0					
Peeping Tom	0	0					
Trespass	0	0					
All Other Offenses	0	0					
Total Group B	4	0					

Crime in Tennessee 2022

(*) Offenses are counted using the FBI Units of Count for Crime

(**) The 'Arrests' column shows arrests made for incidents during the selected period, regardless of arrest date. Arrest counts for the same period may change over time.

South Fulton Police Department - NIBRS Agency Crime Overview - 2022

2022 Population Estimate		2,178		Offenses (*)		Arrests (**)		
Offense Overview		Group A Offenses		Reported	Cleared	Adult	Juvenile	
Offense Total	137	Crimes Against Persons						
Number Cleared	50	Murder		0	0	0	0	
Percent Cleared	36.50%	Negligent Manslaughter		0	0	0	0	
Group A Crimes per 100,000 population	6,290.2	Negligent Vehicular Manslaughter		0	0	0	0	
		Kidnapping/Abduction		0	0	0	0	
		Forcible Rape		0	0	0	0	
		Forcible Sodomy		0	0	0	0	
		Sexual Assault W/Object		0	0	0	0	
		Forcible Fondling		0	0	0	0	
		Incest		0	0	0	0	
		Statutory Rape		0	0	0	0	
		Aggravated Assault		13	7	6	0	
		Simple Assault		30	15	14	0	
		Intimidation		6	2	2	0	
		Stalking		0	0	0	0	
		Commercial Sex Acts		0	0	0	0	
		Involuntary Servitude		0	0	0	0	
		Crimes Against Property						
		Arson		0	0	0	0	
		Bribery		0	0	0	0	
		Burglary		8	1	1	0	
		Counterfeiting/Forgery		1	0	0	0	
		Destruction/Damage/Vandalism		21	2	1	0	
		Embezzlement		0	0	0	0	
		Extortion/Blackmail		0	0	0	0	
		Fraud - False Pretenses		5	0	0	0	
		Fraud - Credit Card/ATM		1	0	0	0	
		Fraud - Impersonation		2	0	0	0	
		Fraud - Welfare		0	0	0	0	
		Fraud - Wire		0	0	0	0	
		Fraud - Identity Theft		1	0	0	0	
		Fraud - Computer Hacking/Invasion		0	0	0	0	
		Robbery		0	0	0	0	
		Theft - Pocket-picking		0	0	0	0	
		Theft - Purse Snatching		0	0	0	0	
		Theft - Shoplifting		1	0	0	0	
		Theft From Building		0	0	0	0	
		Theft From Coin Machine		0	0	0	0	
		Theft From Motor Vehicle		9	0	0	0	
		Theft of Motor Vehicle Parts		0	0	0	0	
		Theft - All Other Larceny		10	0	0	0	
		Motor Vehicle Theft		3	0	0	0	
		Stolen Property Offenses		0	0	0	0	
		Crimes Against Society						
		Animal Cruelty		0	0	0	0	
		Drug/Narcotic Violations		17	15	16	0	
		Drug/Narcotic Equipment Violations		6	6	0	0	
		Gambling - Betting/Wagering		0	0	0	0	
		Gambling - Operating/Promoting		0	0	0	0	
		Gambling - Equipment Violations		0	0	0	0	
		Gambling - Sports Tampering		0	0	0	0	
		Pornography/Obscene Material		1	0	0	0	
		Prostitution		0	0	0	0	
		Prostitution Assisting/Promoting		0	0	0	0	
		Purchasing Prostitution		0	0	0	0	
		Weapon Law Violations		2	2	0	0	
		Total Group A Offenses		137	50	40	0	
Domestic Violence Victims								
Offense	Reported	Cleared						
Murder	0	0						
Aggravated Assault	5	2						
Simple Assault	24	15						
Intimidation	4	2						
Stalking	0	0						
Forcible Rape	0	0						
Forcible Sodomy	0	0						
Sexual Assault W/Object	0	0						
Forcible Fondling	0	0						
Incest	0	0						
Statutory Rape	0	0						
Kidnapping/Abduction	0	0						
Commercial Sex Acts	0	0						
Involuntary Servitude	0	0						
Total	33	19						
Group B Arrests								
Offense	Adult	Juvenile						
Bad Checks	0	0						
Curfew/Vagrancy	0	0						
Disorderly Conduct	1	0						
DUI	8	0						
Drunkenness	1	0						
Family-Non Violent	0	0						
Liquor Law Violations	0	0						
Peeping Tom	0	0						
Trespass	0	0						
All Other Offenses	0	0						
Total Group B	10	0						

Crime in Tennessee 2022

(*) Offenses are counted using the FBI Units of Count for Crime

(**) The 'Arrests' column shows arrests made for incidents during the selected period, regardless of arrest date. Arrest counts for the same period may change over time.

South Pittsburg Police Department - NIBRS Agency Crime Overview - 2022

2022 Population Estimate		3,065		Offenses (*)		Arrests (**)	
Offense Overview		Group A Offenses		Reported	Cleared	Adult	Juvenile
Offense Total	67	Crimes Against Persons					
Number Cleared	42	Murder		1	1	1	0
Percent Cleared	62.69%	Negligent Manslaughter		0	0	0	0
Group A Crimes per 100,000 population	2,186.0	Negligent Vehicular Manslaughter		0	0	0	0
		Kidnapping/Abduction		0	0	0	0
		Forcible Rape		0	0	0	0
		Forcible Sodomy		0	0	0	0
		Sexual Assault W/Object		0	0	0	0
		Forcible Fondling		0	0	0	0
		Incest		0	0	0	0
		Statutory Rape		0	0	0	0
		Aggravated Assault		5	2	1	1
		Simple Assault		13	13	10	1
		Intimidation		0	0	0	0
		Stalking		0	0	0	0
		Commercial Sex Acts		0	0	0	0
		Involuntary Servitude		0	0	0	0
		Crimes Against Property					
		Arson		0	0	0	0
		Bribery		0	0	0	0
		Burglary		4	0	0	0
		Counterfeiting/Forgery		0	0	0	0
		Destruction/Damage/Vandalism		4	0	0	0
		Embezzlement		0	0	0	0
		Extortion/Blackmail		0	0	0	0
		Fraud - False Pretenses		0	0	0	0
		Fraud - Credit Card/ATM		0	0	0	0
		Fraud - Impersonation		0	0	0	0
		Fraud - Welfare		0	0	0	0
		Fraud - Wire		0	0	0	0
		Fraud - Identity Theft		0	0	0	0
		Fraud - Computer Hacking/Invasion		0	0	0	0
		Robbery		0	0	0	0
		Theft - Pocket-picking		0	0	0	0
		Theft - Purse Snatching		0	0	0	0
		Theft - Shoplifting		3	0	0	0
		Theft From Building		2	1	1	0
		Theft From Coin Machine		0	0	0	0
		Theft From Motor Vehicle		1	0	0	0
		Theft of Motor Vehicle Parts		0	0	0	0
		Theft - All Other Larceny		2	0	0	0
		Motor Vehicle Theft		2	0	0	0
		Stolen Property Offenses		0	0	0	0
		Crimes Against Society					
		Animal Cruelty		0	0	0	0
		Drug/Narcotic Violations		20	16	14	1
		Drug/Narcotic Equipment Violations		10	9	3	0
		Gambling - Betting/Wagering		0	0	0	0
		Gambling - Operating/Promoting		0	0	0	0
		Gambling - Equipment Violations		0	0	0	0
		Gambling - Sports Tampering		0	0	0	0
		Pornography/Obscene Material		0	0	0	0
		Prostitution		0	0	0	0
		Prostitution Assisting/Promoting		0	0	0	0
		Purchasing Prostitution		0	0	0	0
		Weapon Law Violations		0	0	0	0
		Total Group A Offenses		67	42	30	3

Domestic Violence Victims		
Offense	Reported	Cleared
Murder	0	0
Aggravated Assault	0	0
Simple Assault	13	13
Intimidation	0	0
Stalking	0	0
Forcible Rape	0	0
Forcible Sodomy	0	0
Sexual Assault W/Object	0	0
Forcible Fondling	0	0
Incest	0	0
Statutory Rape	0	0
Kidnapping/Abduction	0	0
Commercial Sex Acts	0	0
Involuntary Servitude	0	0
Total	13	13

Group B Arrests		
Offense	Adult	Juvenile
Bad Checks	0	0
Curfew/Vagrancy	0	0
Disorderly Conduct	5	0
DUI	5	0
Drunkenness	9	0
Family-Non Violent	0	0
Liquor Law Violations	2	0
Peeping Tom	0	0
Trespass	7	0
All Other Offenses	0	0
Total Group B	28	0

Crime in Tennessee 2022

(*) Offenses are counted using the FBI Units of Count for Crime

(**) The 'Arrests' column shows arrests made for incidents during the selected period, regardless of arrest date. Arrest counts for the same period may change over time.

Sparta Police Department - NIBRS Agency Crime Overview - 2022

2022 Population Estimate		4,993	Offenses (*)		Arrests (**)	
Offense Overview			Reported	Cleared	Adult	Juvenile
Group A Offenses						
Crimes Against Persons						
Offense Total	342	Murder	1	1	1	0
Number Cleared	219	Negligent Manslaughter	0	0	0	0
Percent Cleared	64.04%	Negligent Vehicular Manslaughter	0	0	0	0
Group A Crimes per 100,000 population	6,849.6	Kidnapping/Abduction	0	0	0	0
		Forcible Rape	0	0	0	0
		Forcible Sodomy	0	0	0	0
		Sexual Assault W/Object	0	0	0	0
		Forcible Fondling	1	0	0	0
Arrest Overview		Incest	0	0	0	0
Total Arrests	210	Statutory Rape	0	0	0	0
Adult Arrests	203	Aggravated Assault	4	4	3	0
Juvenile Arrests	7	Simple Assault	36	32	21	3
Unknown Age	0	Intimidation	5	2	0	0
Arrests per 100,000 population	4,205.9	Stalking	0	0	0	0
		Commercial Sex Acts	0	0	0	0
		Involuntary Servitude	0	0	0	0
Average number offenses/incident	1.20	Crimes Against Property				
Domestic Violence Victims						
Offense	Reported	Cleared	Arson	0	0	0
Murder	1	1	Bribery	0	0	0
Aggravated Assault	1	1	Burglary	19	2	2
Simple Assault	27	25	Counterfeiting/Forgery	4	1	0
Intimidation	3	2	Destruction/Damage/Vandalism	23	6	2
Stalking	0	0	Embezzlement	3	2	1
Forcible Rape	0	0	Extortion/Blackmail	0	0	0
Forcible Sodomy	0	0	Fraud - False Pretenses	17	6	6
Sexual Assault W/Object	0	0	Fraud - Credit Card/ATM	4	2	2
Forcible Fondling	0	0	Fraud - Impersonation	2	2	1
Incest	0	0	Fraud - Welfare	0	0	0
Statutory Rape	0	0	Fraud - Wire	2	0	0
Kidnapping/Abduction	0	0	Fraud - Identity Theft	0	0	0
Commercial Sex Acts	0	0	Fraud - Computer Hacking/Invasion	0	0	0
Involuntary Servitude	0	0	Robbery	0	0	0
Total	32	29	Theft - Pocket-picking	0	0	0
			Theft - Purse Snatching	0	0	0
			Theft - Shoplifting	43	28	27
			Theft From Building	22	2	1
			Theft From Coin Machine	1	0	0
			Theft From Motor Vehicle	8	1	1
			Theft of Motor Vehicle Parts	5	0	0
			Theft - All Other Larceny	9	3	1
			Motor Vehicle Theft	10	3	2
			Stolen Property Offenses	1	1	1
			Crimes Against Society			
			Animal Cruelty	0	0	0
			Drug/Narcotic Violations	68	68	64
			Drug/Narcotic Equipment Violations	47	47	15
			Gambling - Betting/Wagering	0	0	0
			Gambling - Operating/Promoting	0	0	0
			Gambling - Equipment Violations	0	0	0
			Gambling - Sports Tampering	0	0	0
			Pornography/Obscene Material	1	0	0
			Prostitution	0	0	0
			Prostitution Assisting/Promoting	0	0	0
			Purchasing Prostitution	0	0	0
			Weapon Law Violations	6	6	1
			Total Group A Offenses	342	219	152
						7
Group B Arrests						
Offense	Adult	Juvenile				
Bad Checks	0	0				
Curfew/Vagrancy	0	0				
Disorderly Conduct	7	0				
DUI	18	0				
Drunkenness	23	0				
Family-Non Violent	1	0				
Liquor Law Violations	0	0				
Peeping Tom	0	0				
Trespass	1	0				
All Other Offenses	1	0				
Total Group B	51	0				

Crime in Tennessee 2022

(*) Offenses are counted using the FBI Units of Count for Crime

(**) The 'Arrests' column shows arrests made for incidents during the selected period, regardless of arrest date. Arrest counts for the same period may change over time.

Spencer Police Department - NIBRS Agency Crime Overview - 2022

2022 Population Estimate		1,592	Offenses (*)		Arrests (**)	
Offense Overview			Reported	Cleared	Adult	Juvenile
Group A Offenses						
Crimes Against Persons						
Offense Total	44	Murder	0	0	0	0
Number Cleared	38	Negligent Manslaughter	0	0	0	0
Percent Cleared	86.36%	Negligent Vehicular Manslaughter	0	0	0	0
Group A Crimes per 100,000 population	2,763.8	Kidnapping/Abduction	2	0	0	0
		Forcible Rape	0	0	0	0
		Forcible Sodomy	0	0	0	0
		Sexual Assault W/Object	0	0	0	0
		Forcible Fondling	0	0	0	0
		Incest	0	0	0	0
		Statutory Rape	0	0	0	0
		Aggravated Assault	0	0	0	0
		Simple Assault	4	4	1	2
		Intimidation	1	0	0	0
		Stalking	0	0	0	0
		Commercial Sex Acts	0	0	0	0
		Involuntary Servitude	0	0	0	0
		Crimes Against Property				
		Arson	0	0	0	0
		Bribery	0	0	0	0
		Burglary	0	0	0	0
		Counterfeiting/Forgery	0	0	0	0
		Destruction/Damage/Vandalism	2	2	2	0
		Embezzlement	0	0	0	0
		Extortion/Blackmail	0	0	0	0
		Fraud - False Pretenses	0	0	0	0
		Fraud - Credit Card/ATM	1	1	1	0
		Fraud - Impersonation	0	0	0	0
		Fraud - Welfare	0	0	0	0
		Fraud - Wire	0	0	0	0
		Fraud - Identity Theft	0	0	0	0
		Fraud - Computer Hacking/Invasion	0	0	0	0
		Robbery	0	0	0	0
		Theft - Pocket-picking	0	0	0	0
		Theft - Purse Snatching	0	0	0	0
		Theft - Shoplifting	0	0	0	0
		Theft From Building	1	0	0	0
		Theft From Coin Machine	0	0	0	0
		Theft From Motor Vehicle	0	0	0	0
		Theft of Motor Vehicle Parts	0	0	0	0
		Theft - All Other Larceny	0	0	0	0
		Motor Vehicle Theft	0	0	0	0
		Stolen Property Offenses	0	0	0	0
		Crimes Against Society				
		Animal Cruelty	0	0	0	0
		Drug/Narcotic Violations	15	14	15	0
		Drug/Narcotic Equipment Violations	16	16	3	1
		Gambling - Betting/Wagering	0	0	0	0
		Gambling - Operating/Promoting	0	0	0	0
		Gambling - Equipment Violations	0	0	0	0
		Gambling - Sports Tampering	0	0	0	0
		Pornography/Obscene Material	1	0	0	0
		Prostitution	0	0	0	0
		Prostitution Assisting/Promoting	0	0	0	0
		Purchasing Prostitution	0	0	0	0
		Weapon Law Violations	1	1	1	0
		Total Group A Offenses	44	38	23	3
Domestic Violence Victims						
Offense	Reported	Cleared				
Murder	0	0				
Aggravated Assault	0	0				
Simple Assault	0	0				
Intimidation	0	0				
Stalking	0	0				
Forcible Rape	0	0				
Forcible Sodomy	0	0				
Sexual Assault W/Object	0	0				
Forcible Fondling	0	0				
Incest	0	0				
Statutory Rape	0	0				
Kidnapping/Abduction	2	0				
Commercial Sex Acts	0	0				
Involuntary Servitude	0	0				
Total	2	0				
Group B Arrests						
Offense	Adult	Juvenile				
Bad Checks	0	0				
Curfew/Vagrancy	0	0				
Disorderly Conduct	1	0				
DUI	1	0				
Drunkenness	0	0				
Family-Non Violent	1	0				
Liquor Law Violations	1	0				
Peeping Tom	0	0				
Trespass	1	0				
All Other Offenses	0	0				
Total Group B	5	0				

Crime in Tennessee 2022

(*) Offenses are counted using the FBI Units of Count for Crime

(**) The 'Arrests' column shows arrests made for incidents during the selected period, regardless of arrest date. Arrest counts for the same period may change over time.

Spring City Police Department - NIBRS Agency Crime Overview - 2022

2022 Population Estimate		1,965	Offenses (*)		Arrests (**)		
Offense Overview			Reported	Cleared	Adult	Juvenile	
Group A Offenses							
Crimes Against Persons							
Offense Total	82		Murder	0	0	0	0
Number Cleared	44		Negligent Manslaughter	0	0	0	0
Percent Cleared	53.66%		Negligent Vehicular Manslaughter	0	0	0	0
Group A Crimes per 100,000 population	4,173.0		Kidnapping/Abduction	0	0	0	0
			Forcible Rape	0	0	0	0
			Forcible Sodomy	0	0	0	0
			Sexual Assault W/Object	0	0	0	0
			Forcible Fondling	0	0	0	0
			Incest	0	0	0	0
Arrest Overview			Statutory Rape	0	0	0	0
Total Arrests	91		Aggravated Assault	6	1	1	0
Adult Arrests	86		Simple Assault	3	3	1	1
Juvenile Arrests	5		Intimidation	2	0	0	0
Unknown Age	0		Stalking	0	0	0	0
Arrests per 100,000 population	4,631.0		Commercial Sex Acts	0	0	0	0
			Involuntary Servitude	0	0	0	0
Average number offenses/incident	1.24		Crimes Against Property				
			Arson	0	0	0	0
			Bribery	0	0	0	0
			Burglary	2	1	0	2
			Counterfeiting/Forgery	0	0	0	0
			Destruction/Damage/Vandalism	12	1	0	0
			Embezzlement	0	0	0	0
			Extortion/Blackmail	0	0	0	0
			Fraud - False Pretenses	1	0	0	0
			Fraud - Credit Card/ATM	0	0	0	0
			Fraud - Impersonation	0	0	0	0
			Fraud - Welfare	0	0	0	0
			Fraud - Wire	1	0	0	0
			Fraud - Identity Theft	0	0	0	0
			Fraud - Computer Hacking/Invasion	0	0	0	0
			Robbery	0	0	0	0
			Theft - Pocket-picking	0	0	0	0
			Theft - Purse Snatching	0	0	0	0
			Theft - Shoplifting	8	2	2	0
			Theft From Building	3	1	0	0
			Theft From Coin Machine	0	0	0	0
			Theft From Motor Vehicle	0	0	0	0
			Theft of Motor Vehicle Parts	0	0	0	0
			Theft - All Other Larceny	6	3	0	0
			Motor Vehicle Theft	1	0	0	0
			Stolen Property Offenses	0	0	0	0
			Crimes Against Society				
			Animal Cruelty	1	0	0	0
			Drug/Narcotic Violations	21	20	17	0
			Drug/Narcotic Equipment Violations	12	10	1	0
			Gambling - Betting/Wagering	0	0	0	0
			Gambling - Operating/Promoting	0	0	0	0
			Gambling - Equipment Violations	0	0	0	0
			Gambling - Sports Tampering	0	0	0	0
			Pornography/Obscene Material	0	0	0	0
			Prostitution	0	0	0	0
			Prostitution Assisting/Promoting	0	0	0	0
			Purchasing Prostitution	0	0	0	0
			Weapon Law Violations	3	2	1	0
			Total Group A Offenses	82	44	23	3
Domestic Violence Victims							
Offense	Reported	Cleared					
Murder	0	0	Burglary	2	1	0	2
Aggravated Assault	1	1	Counterfeiting/Forgery	0	0	0	0
Simple Assault	3	3	Destruction/Damage/Vandalism	12	1	0	0
Intimidation	0	0	Embezzlement	0	0	0	0
Stalking	0	0	Extortion/Blackmail	0	0	0	0
Forcible Rape	0	0	Fraud - False Pretenses	1	0	0	0
Forcible Sodomy	0	0	Fraud - Credit Card/ATM	0	0	0	0
Sexual Assault W/Object	0	0	Fraud - Impersonation	0	0	0	0
Forcible Fondling	0	0	Fraud - Welfare	0	0	0	0
Incest	0	0	Fraud - Wire	1	0	0	0
Statutory Rape	0	0	Fraud - Identity Theft	0	0	0	0
Kidnapping/Abduction	0	0	Fraud - Computer Hacking/Invasion	0	0	0	0
Commercial Sex Acts	0	0	Robbery	0	0	0	0
Involuntary Servitude	0	0	Theft - Pocket-picking	0	0	0	0
Total	4	4	Theft - Purse Snatching	0	0	0	0
			Theft - Shoplifting	8	2	2	0
			Theft From Building	3	1	0	0
			Theft From Coin Machine	0	0	0	0
			Theft From Motor Vehicle	0	0	0	0
			Theft of Motor Vehicle Parts	0	0	0	0
			Theft - All Other Larceny	6	3	0	0
			Motor Vehicle Theft	1	0	0	0
			Stolen Property Offenses	0	0	0	0
			Group B Arrests				
Offense	Adult	Juvenile					
Bad Checks	0	0	Animal Cruelty	1	0	0	0
Curfew/Vagrancy	0	0	Drug/Narcotic Violations	21	20	17	0
Disorderly Conduct	0	0	Drug/Narcotic Equipment Violations	12	10	1	0
DUI	3	0	Gambling - Betting/Wagering	0	0	0	0
Drunkenness	4	0	Gambling - Operating/Promoting	0	0	0	0
Family-Non Violent	0	0	Gambling - Equipment Violations	0	0	0	0
Liquor Law Violations	2	0	Gambling - Sports Tampering	0	0	0	0
Peeping Tom	0	0	Pornography/Obscene Material	0	0	0	0
Trespass	0	0	Prostitution	0	0	0	0
All Other Offenses	54	2	Prostitution Assisting/Promoting	0	0	0	0
Total Group B	63	2	Purchasing Prostitution	0	0	0	0
			Weapon Law Violations	3	2	1	0
			Total Group A Offenses	82	44	23	3

Crime in Tennessee 2022

(*) Offenses are counted using the FBI Units of Count for Crime

(**) The 'Arrests' column shows arrests made for incidents during the selected period, regardless of arrest date. Arrest counts for the same period may change over time.

Spring Hill Police Department - NIBRS Agency Crime Overview - 2022

2022 Population Estimate		56,232		Offenses (*)		Arrests (**)	
Offense Overview		Group A Offenses		Reported	Cleared	Adult	Juvenile
Offense Total	1,569	Crimes Against Persons					
Number Cleared	904	Murder		2	1	1	0
Percent Cleared	57.62%	Negligent Manslaughter		0	0	0	0
Group A Crimes per 100,000 population	2,790.2	Negligent Vehicular Manslaughter		0	0	0	0
		Kidnapping/Abduction		7	6	1	0
		Forcible Rape		7	2	0	0
		Forcible Sodomy		3	1	0	0
		Sexual Assault W/Object		0	0	0	0
		Forcible Fondling		12	2	0	1
		Incest		0	0	0	0
		Statutory Rape		1	0	0	0
		Aggravated Assault		44	31	24	2
		Simple Assault		187	113	62	8
		Intimidation		48	24	7	4
		Stalking		13	9	6	0
		Commercial Sex Acts		0	0	0	0
		Involuntary Servitude		0	0	0	0
		Crimes Against Property					
		Arson		2	1	0	0
		Bribery		0	0	0	0
		Burglary		32	18	21	0
		Counterfeiting/Forgery		29	13	9	0
		Destruction/Damage/Vandalism		94	33	3	13
		Embezzlement		6	2	1	1
		Extortion/Blackmail		12	0	0	0
		Fraud - False Pretenses		103	33	23	0
		Fraud - Credit Card/ATM		27	3	1	0
		Fraud - Impersonation		49	7	8	0
		Fraud - Welfare		0	0	0	0
		Fraud - Wire		12	1	0	0
		Fraud - Identity Theft		2	0	0	0
		Fraud - Computer Hacking/Invasion		1	0	0	0
		Robbery		3	2	1	0
		Theft - Pocket-picking		0	0	0	0
		Theft - Purse Snatching		0	0	0	0
		Theft - Shoplifting		250	187	173	33
		Theft From Building		44	12	6	0
		Theft From Coin Machine		2	0	0	0
		Theft From Motor Vehicle		40	8	8	30
		Theft of Motor Vehicle Parts		1	0	0	0
		Theft - All Other Larceny		72	16	2	2
		Motor Vehicle Theft		30	13	7	1
		Stolen Property Offenses		9	8	5	0
		Crimes Against Society					
		Animal Cruelty		3	3	2	0
		Drug/Narcotic Violations		250	210	176	10
		Drug/Narcotic Equipment Violations		135	119	19	0
		Gambling - Betting/Wagering		0	0	0	0
		Gambling - Operating/Promoting		0	0	0	0
		Gambling - Equipment Violations		0	0	0	0
		Gambling - Sports Tampering		0	0	0	0
		Pornography/Obscene Material		10	2	0	1
		Prostitution		0	0	0	0
		Prostitution Assisting/Promoting		0	0	0	0
		Purchasing Prostitution		0	0	0	0
		Weapon Law Violations		27	24	12	1
		Total Group A Offenses		1,569	904	578	107
Domestic Violence Victims							
Offense	Reported	Cleared					
Murder	0	0					
Aggravated Assault	23	20					
Simple Assault	117	82					
Intimidation	9	8					
Stalking	6	4					
Forcible Rape	2	1					
Forcible Sodomy	0	0					
Sexual Assault W/Object	0	0					
Forcible Fondling	0	0					
Incest	0	0					
Statutory Rape	0	0					
Kidnapping/Abduction	6	6					
Commercial Sex Acts	0	0					
Involuntary Servitude	0	0					
Total	163	121					
Group B Arrests							
Offense	Adult	Juvenile					
Bad Checks	0	0					
Curfew/Vagrancy	0	0					
Disorderly Conduct	2	0					
DUI	114	0					
Drunkenness	30	0					
Family-Non Violent	4	0					
Liquor Law Violations	4	0					
Peeping Tom	0	0					
Trespass	12	0					
All Other Offenses	97	5					
Total Group B	263	5					

Crime in Tennessee 2022

(*) Offenses are counted using the FBI Units of Count for Crime

(**) The 'Arrests' column shows arrests made for incidents during the selected period, regardless of arrest date. Arrest counts for the same period may change over time.

Springfield Police Department - NIBRS Agency Crime Overview - 2022

2022 Population Estimate		19,330	Offenses (*)		Arrests (**)		
Offense Overview			Reported	Cleared	Adult	Juvenile	
Group A Offenses							
Crimes Against Persons							
Offense Total	1,027	Murder	1	1	3	0	
Number Cleared	731	Negligent Manslaughter	0	0	0	0	
Percent Cleared	71.18%	Negligent Vehicular Manslaughter	0	0	0	0	
Group A Crimes per 100,000 population	5,313.0	Kidnapping/Abduction	4	3	3	0	
		Forcible Rape	4	3	0	1	
		Forcible Sodomy	0	0	0	0	
		Sexual Assault W/Object	0	0	0	0	
		Forcible Fondling	7	5	4	0	
		Incest	0	0	0	0	
Arrest Overview		Statutory Rape	0	0	0	0	
Total Arrests	635	Aggravated Assault	89	75	55	6	
Adult Arrests	597	Simple Assault	309	271	113	14	
Juvenile Arrests	38	Intimidation	32	26	0	0	
Unknown Age	0	Stalking	0	0	0	0	
Arrests per 100,000 population	3,285.0	Commercial Sex Acts	0	0	0	0	
		Involuntary Servitude	0	0	0	0	
Average number offenses/incident	1.29	Crimes Against Property					
Domestic Violence Victims							
Offense	Reported	Cleared	Arson	0	0	0	0
Murder	0	0	Bribery	0	0	0	0
Aggravated Assault	40	38	Burglary	17	12	9	0
Simple Assault	183	168	Counterfeiting/Forgery	7	7	5	0
Intimidation	11	10	Destruction/Damage/Vandalism	99	38	5	4
Stalking	0	0	Embezzlement	9	7	6	0
Forcible Rape	0	0	Extortion/Blackmail	0	0	0	0
Forcible Sodomy	0	0	Fraud - False Pretenses	3	1	0	0
Sexual Assault W/Object	0	0	Fraud - Credit Card/ATM	5	3	2	0
Forcible Fondling	1	0	Fraud - Impersonation	3	2	3	0
Incest	0	0	Fraud - Welfare	0	0	0	0
Statutory Rape	0	0	Fraud - Wire	0	0	0	0
Kidnapping/Abduction	2	2	Fraud - Identity Theft	0	0	0	0
Commercial Sex Acts	0	0	Fraud - Computer Hacking/Invasion	0	0	0	0
Involuntary Servitude	0	0	Robbery	3	2	4	0
Total	237	218	Theft - Pocket-picking	0	0	0	0
			Theft - Purse Snatching	0	0	0	0
			Theft - Shoplifting	39	17	15	1
			Theft From Building	47	18	8	0
			Theft From Coin Machine	1	1	1	0
			Theft From Motor Vehicle	61	17	13	0
			Theft of Motor Vehicle Parts	6	0	0	0
			Theft - All Other Larceny	32	12	5	0
			Motor Vehicle Theft	34	16	9	5
			Stolen Property Offenses	8	3	3	1
			Crimes Against Society				
			Animal Cruelty	0	0	0	0
			Drug/Narcotic Violations	118	108	101	1
			Drug/Narcotic Equipment Violations	73	68	11	0
			Gambling - Betting/Wagering	0	0	0	0
			Gambling - Operating/Promoting	0	0	0	0
			Gambling - Equipment Violations	0	0	0	0
			Gambling - Sports Tampering	0	0	0	0
			Pornography/Obscene Material	0	0	0	0
			Prostitution	0	0	0	0
			Prostitution Assisting/Promoting	0	0	0	0
			Purchasing Prostitution	0	0	0	0
			Weapon Law Violations	16	15	5	0
			Total Group A Offenses	1,027	731	383	33
Group B Arrests							
Offense	Adult	Juvenile					
Bad Checks	0	0					
Curfew/Vagrancy	0	2					
Disorderly Conduct	5	0					
DUI	76	0					
Drunkenness	67	0					
Family-Non Violent	2	0					
Liquor Law Violations	4	0					
Peeping Tom	0	0					
Trespass	12	0					
All Other Offenses	48	3					
Total Group B	214	5					

Crime in Tennessee 2022

(*) Offenses are counted using the FBI Units of Count for Crime

(**) The 'Arrests' column shows arrests made for incidents during the selected period, regardless of arrest date. Arrest counts for the same period may change over time.

St. Joseph Police Department - NIBRS Agency Crime Overview - 2022

2022 Population Estimate		814		Offenses (*)		Arrests (**)	
				Reported	Cleared	Adult	Juvenile
Offense Overview				Group A Offenses			
				Crimes Against Persons			
Offense Total	32	Murder	0	0	0	0	
Number Cleared	15	Negligent Manslaughter	0	0	0	0	
Percent Cleared	46.88%	Negligent Vehicular Manslaughter	0	0	0	0	
Group A Crimes per 100,000 population	3,931.2	Kidnapping/Abduction	0	0	0	0	
		Forcible Rape	0	0	0	0	
		Forcible Sodomy	0	0	0	0	
		Sexual Assault W/Object	0	0	0	0	
		Forcible Fondling	0	0	0	0	
		Incest	0	0	0	0	
		Statutory Rape	0	0	0	0	
		Aggravated Assault	0	0	0	0	
		Simple Assault	0	0	0	0	
		Intimidation	0	0	0	0	
		Stalking	0	0	0	0	
		Commercial Sex Acts	0	0	0	0	
		Involuntary Servitude	0	0	0	0	
		Crimes Against Property					
		Arson	0	0	0	0	
		Bribery	0	0	0	0	
		Burglary	1	0	0	0	
		Counterfeiting/Forgery	1	0	0	0	
		Destruction/Damage/Vandalism	2	0	0	0	
		Embezzlement	0	0	0	0	
		Extortion/Blackmail	0	0	0	0	
		Fraud - False Pretenses	1	0	0	0	
		Fraud - Credit Card/ATM	1	0	0	0	
		Fraud - Impersonation	0	0	0	0	
		Fraud - Welfare	0	0	0	0	
		Fraud - Wire	0	0	0	0	
		Fraud - Identity Theft	0	0	0	0	
		Fraud - Computer Hacking/Invasion	0	0	0	0	
		Robbery	0	0	0	0	
		Theft - Pocket-picking	0	0	0	0	
		Theft - Purse Snatching	0	0	0	0	
		Theft - Shoplifting	0	0	0	0	
		Theft From Building	1	0	0	0	
		Theft From Coin Machine	0	0	0	0	
		Theft From Motor Vehicle	0	0	0	0	
		Theft of Motor Vehicle Parts	1	0	0	0	
		Theft - All Other Larceny	3	0	0	0	
		Motor Vehicle Theft	0	0	0	0	
		Stolen Property Offenses	0	0	0	0	
		Crimes Against Society					
		Animal Cruelty	0	0	0	0	
		Drug/Narcotic Violations	10	7	7	0	
		Drug/Narcotic Equipment Violations	7	5	1	0	
		Gambling - Betting/Wagering	0	0	0	0	
		Gambling - Operating/Promoting	0	0	0	0	
		Gambling - Equipment Violations	0	0	0	0	
		Gambling - Sports Tampering	0	0	0	0	
		Pornography/Obscene Material	0	0	0	0	
		Prostitution	0	0	0	0	
		Prostitution Assisting/Promoting	0	0	0	0	
		Purchasing Prostitution	0	0	0	0	
		Weapon Law Violations	4	3	2	0	
		Total Group A Offenses	32	15	10	0	
Domestic Violence Victims							
Offense	Reported	Cleared					
Murder	0	0					
Aggravated Assault	0	0					
Simple Assault	0	0					
Intimidation	0	0					
Stalking	0	0					
Forcible Rape	0	0					
Forcible Sodomy	0	0					
Sexual Assault W/Object	0	0					
Forcible Fondling	0	0					
Incest	0	0					
Statutory Rape	0	0					
Kidnapping/Abduction	0	0					
Commercial Sex Acts	0	0					
Involuntary Servitude	0	0					
Total	0	0					
Group B Arrests							
Offense	Adult	Juvenile					
Bad Checks	0	0					
Curfew/Vagrancy	0	0					
Disorderly Conduct	0	0					
DUI	0	0					
Drunkenness	1	0					
Family-Non Violent	0	0					
Liquor Law Violations	0	0					
Peeping Tom	0	0					
Trespass	0	0					
All Other Offenses	3	0					
Total Group B	4	0					

Crime in Tennessee 2022

(*) Offenses are counted using the FBI Units of Count for Crime

(**) The 'Arrests' column shows arrests made for incidents during the selected period, regardless of arrest date. Arrest counts for the same period may change over time.

Surgoinsville Police Department - NIBRS Agency Crime Overview - 2022

2022 Population Estimate		1,903	Offenses (*)		Arrests (**)	
Offense Overview			Reported	Cleared	Adult	Juvenile
Group A Offenses						
Crimes Against Persons						
Offense Total	14		0	0	0	0
Number Cleared	2		0	0	0	0
Percent Cleared	14.29%		0	0	0	0
Group A Crimes per 100,000 population	735.7		0	0	0	0
Arrest Overview						
Total Arrests	3		0	0	0	0
Adult Arrests	1		0	0	0	0
Juvenile Arrests	2		0	0	0	0
Unknown Age	0		3	0	0	0
Arrests per 100,000 population	157.6		0	0	0	0
Average number offenses/incident	1.17		0	0	0	0
Domestic Violence Victims						
Offense	Reported	Cleared				
Murder	0	0				
Aggravated Assault	0	0				
Simple Assault	2	0				
Intimidation	0	0				
Stalking	0	0				
Forcible Rape	0	0				
Forcible Sodomy	0	0				
Sexual Assault W/Object	0	0				
Forcible Fondling	0	0				
Incest	0	0				
Statutory Rape	0	0				
Kidnapping/Abduction	0	0				
Commercial Sex Acts	0	0				
Involuntary Servitude	0	0				
Total	2	0				
Group B Arrests						
Offense	Adult	Juvenile				
Bad Checks	0	0				
Curfew/Vagrancy	0	0				
Disorderly Conduct	0	0				
DUI	0	0				
Drunkenness	0	0				
Family-Non Violent	0	0				
Liquor Law Violations	0	0				
Peeping Tom	0	0				
Trespass	0	0				
All Other Offenses	0	0				
Total Group B	0	0				
Crimes Against Property						
Arson	0	0				
Bribery	0	0				
Burglary	0	0				
Counterfeiting/Forgery	0	0				
Destruction/Damage/Vandalism	4	1			0	2
Embezzlement	0	0			0	0
Extortion/Blackmail	0	0			0	0
Fraud - False Pretenses	0	0			0	0
Fraud - Credit Card/ATM	1	0			0	0
Fraud - Impersonation	0	0			0	0
Fraud - Welfare	0	0			0	0
Fraud - Wire	0	0			0	0
Fraud - Identity Theft	0	0			0	0
Fraud - Computer Hacking/Invasion	0	0			0	0
Robbery	0	0			0	0
Theft - Pocket-picking	0	0			0	0
Theft - Purse Snatching	0	0			0	0
Theft - Shoplifting	2	1			1	0
Theft From Building	2	0			0	0
Theft From Coin Machine	0	0			0	0
Theft From Motor Vehicle	0	0			0	0
Theft of Motor Vehicle Parts	0	0			0	0
Theft - All Other Larceny	2	0			0	0
Motor Vehicle Theft	0	0			0	0
Stolen Property Offenses	0	0			0	0
Crimes Against Society						
Animal Cruelty	0	0			0	0
Drug/Narcotic Violations	0	0			0	0
Drug/Narcotic Equipment Violations	0	0			0	0
Gambling - Betting/Wagering	0	0			0	0
Gambling - Operating/Promoting	0	0			0	0
Gambling - Equipment Violations	0	0			0	0
Gambling - Sports Tampering	0	0			0	0
Pornography/Obscene Material	0	0			0	0
Prostitution	0	0			0	0
Prostitution Assisting/Promoting	0	0			0	0
Purchasing Prostitution	0	0			0	0
Weapon Law Violations	0	0			0	0
Total Group A Offenses	14	2			1	2

Crime in Tennessee 2022

(*) Offenses are counted using the FBI Units of Count for Crime

(**) The 'Arrests' column shows arrests made for incidents during the selected period, regardless of arrest date. Arrest counts for the same period may change over time.

Sweetwater Police Department - NIBRS Agency Crime Overview - 2022

2022 Population Estimate		6,345		Offenses (*)		Arrests (**)		
Offense Overview				Reported	Cleared	Adult	Juvenile	
Offense Total	580	Group A Offenses						
Number Cleared	437	Crimes Against Persons						
Percent Cleared	75.34%	Murder		1	1	1	0	
Group A Crimes per 100,000 population	9,141.1	Negligent Manslaughter		0	0	0	0	
		Negligent Vehicular Manslaughter		0	0	0	0	
		Kidnapping/Abduction		4	4	3	0	
		Forcible Rape		1	0	0	0	
		Forcible Sodomy		0	0	0	0	
		Sexual Assault W/Object		0	0	0	0	
		Forcible Fondling		2	1	1	0	
		Incest		0	0	0	0	
		Statutory Rape		0	0	0	0	
		Aggravated Assault		29	26	19	0	
		Simple Assault		66	61	46	4	
		Intimidation		8	8	6	0	
		Stalking		1	1	1	0	
		Commercial Sex Acts		0	0	0	0	
		Involuntary Servitude		0	0	0	0	
		Crimes Against Property						
		Arson		2	1	1	0	
		Bribery		0	0	0	0	
		Burglary		15	6	4	1	
		Counterfeiting/Forgery		9	7	10	0	
		Destruction/Damage/Vandalism		31	14	3	1	
		Embezzlement		8	8	8	0	
		Extortion/Blackmail		0	0	0	0	
		Fraud - False Pretenses		82	46	51	1	
		Fraud - Credit Card/ATM		5	2	4	0	
		Fraud - Impersonation		1	1	0	0	
		Fraud - Welfare		0	0	0	0	
		Fraud - Wire		0	0	0	0	
		Fraud - Identity Theft		0	0	0	0	
		Fraud - Computer Hacking/Invasion		0	0	0	0	
		Robbery		2	1	1	0	
		Theft - Pocket-picking		0	0	0	0	
		Theft - Purse Snatching		0	0	0	0	
		Theft - Shoplifting		61	41	36	0	
		Theft From Building		13	8	5	0	
		Theft From Coin Machine		2	2	4	0	
		Theft From Motor Vehicle		16	6	8	0	
		Theft of Motor Vehicle Parts		2	0	0	0	
		Theft - All Other Larceny		20	9	10	0	
		Motor Vehicle Theft		19	8	9	0	
		Stolen Property Offenses		29	29	24	0	
		Crimes Against Society						
		Animal Cruelty		0	0	0	0	
		Drug/Narcotic Violations		81	78	87	3	
		Drug/Narcotic Equipment Violations		61	59	4	0	
		Gambling - Betting/Wagering		0	0	0	0	
		Gambling - Operating/Promoting		0	0	0	0	
		Gambling - Equipment Violations		0	0	0	0	
		Gambling - Sports Tampering		0	0	0	0	
		Pornography/Obscene Material		0	0	0	0	
		Prostitution		0	0	0	0	
		Prostitution Assisting/Promoting		0	0	0	0	
		Purchasing Prostitution		0	0	0	0	
		Weapon Law Violations		9	9	2	1	
		Total Group A Offenses		580	437	348	11	
Domestic Violence Victims								
Offense	Reported	Cleared						
Murder	0	0						
Aggravated Assault	14	14						
Simple Assault	39	39						
Intimidation	5	5						
Stalking	1	1						
Forcible Rape	0	0						
Forcible Sodomy	0	0						
Sexual Assault W/Object	0	0						
Forcible Fondling	0	0						
Incest	0	0						
Statutory Rape	0	0						
Kidnapping/Abduction	1	1						
Commercial Sex Acts	0	0						
Involuntary Servitude	0	0						
Total	60	60						
Group B Arrests								
Offense	Adult	Juvenile						
Bad Checks	0	0						
Curfew/Vagrancy	0	0						
Disorderly Conduct	9	0						
DUI	8	0						
Drunkenness	27	0						
Family-Non Violent	0	0						
Liquor Law Violations	0	0						
Peeping Tom	0	0						
Trespass	8	0						
All Other Offenses	37	0						
Total Group B	89	0						

Crime in Tennessee 2022

(*) Offenses are counted using the FBI Units of Count for Crime

(**) The 'Arrests' column shows arrests made for incidents during the selected period, regardless of arrest date. Arrest counts for the same period may change over time.

Tazewell Police Department - NIBRS Agency Crime Overview - 2022

2022 Population Estimate		2,360	Offenses (*)		Arrests (**)	
Offense Overview			Reported	Cleared	Adult	Juvenile
Group A Offenses						
Crimes Against Persons						
Offense Total	304	Murder	0	0	0	0
Number Cleared	230	Negligent Manslaughter	0	0	0	0
Percent Cleared	75.66%	Negligent Vehicular Manslaughter	0	0	0	0
Group A Crimes per 100,000 population	12,881.4	Kidnapping/Abduction	0	0	0	0
		Forcible Rape	0	0	0	0
		Forcible Sodomy	0	0	0	0
		Sexual Assault W/Object	1	0	0	0
		Forcible Fondling	0	0	0	0
Arrest Overview		Incest	0	0	0	0
Total Arrests	274	Statutory Rape	0	0	0	0
Adult Arrests	271	Aggravated Assault	13	13	11	0
Juvenile Arrests	3	Simple Assault	37	31	25	2
Unknown Age	0	Intimidation	3	0	0	0
Arrests per 100,000 population	11,610.2	Stalking	0	0	0	0
		Commercial Sex Acts	0	0	0	0
Average number offenses/incident	1.32	Involuntary Servitude	0	0	0	0
		Crimes Against Property				
Domestic Violence Victims			Arson	0	0	0
Offense	Reported	Cleared	Bribery	0	0	0
Murder	0	0	Burglary	9	4	5
Aggravated Assault	11	11	Counterfeiting/Forgery	4	2	1
Simple Assault	22	17	Destruction/Damage/Vandalism	13	3	2
Intimidation	1	0	Embezzlement	4	1	1
Stalking	0	0	Extortion/Blackmail	0	0	0
Forcible Rape	0	0	Fraud - False Pretenses	2	0	0
Forcible Sodomy	0	0	Fraud - Credit Card/ATM	4	0	0
Sexual Assault W/Object	0	0	Fraud - Impersonation	0	0	0
Forcible Fondling	0	0	Fraud - Welfare	0	0	0
Incest	0	0	Fraud - Wire	0	0	0
Statutory Rape	0	0	Fraud - Identity Theft	0	0	0
Kidnapping/Abduction	0	0	Fraud - Computer Hacking/Invasion	0	0	0
Commercial Sex Acts	0	0	Robbery	0	0	0
Involuntary Servitude	0	0	Theft - Pocket-picking	0	0	0
Total	34	28	Theft - Purse Snatching	0	0	0
			Theft - Shoplifting	11	7	9
Group B Arrests			Theft From Building	6	1	1
Offense	Adult	Juvenile	Theft From Coin Machine	0	0	0
Bad Checks	1	0	Theft From Motor Vehicle	5	0	0
Curfew/Vagrancy	0	0	Theft of Motor Vehicle Parts	1	0	0
Disorderly Conduct	17	0	Theft - All Other Larceny	16	1	1
DUI	42	0	Motor Vehicle Theft	6	2	2
Drunkenness	9	0	Stolen Property Offenses	0	0	0
Family-Non Violent	2	0	Crimes Against Society			
Liquor Law Violations	1	0	Animal Cruelty	0	0	0
Peeping Tom	0	0	Drug/Narcotic Violations	102	99	102
Trespass	13	0	Drug/Narcotic Equipment Violations	60	60	13
All Other Offenses	11	0	Gambling - Betting/Wagering	0	0	0
Total Group B	96	0	Gambling - Operating/Promoting	0	0	0
			Gambling - Equipment Violations	0	0	0
			Gambling - Sports Tampering	0	0	0
			Pornography/Obscene Material	0	0	0
			Prostitution	0	0	0
			Prostitution Assisting/Promoting	0	0	0
			Purchasing Prostitution	0	0	0
			Weapon Law Violations	7	6	2
			Total Group A Offenses	304	230	175
						3

Crime in Tennessee 2022

(*) Offenses are counted using the FBI Units of Count for Crime

(**) The 'Arrests' column shows arrests made for incidents during the selected period, regardless of arrest date. Arrest counts for the same period may change over time.

Tellico Plains Police Department - NIBRS Agency Crime Overview - 2022

2022 Population Estimate		761	Offenses (*)		Arrests (**)		
			Reported	Cleared	Adult	Juvenile	
Offense Overview			Group A Offenses				
			Crimes Against Persons				
Offense Total	0		Murder	0	0	0	0
Number Cleared	0		Negligent Manslaughter	0	0	0	0
Percent Cleared	0.00%		Negligent Vehicular Manslaughter	0	0	0	0
Group A Crimes per 100,000 population	0.0		Kidnapping/Abduction	0	0	0	0
			Forcible Rape	0	0	0	0
			Forcible Sodomy	0	0	0	0
			Sexual Assault W/Object	0	0	0	0
			Forcible Fondling	0	0	0	0
			Incest	0	0	0	0
Arrest Overview			Statutory Rape	0	0	0	0
Total Arrests	0		Aggravated Assault	0	0	0	0
Adult Arrests	0		Simple Assault	0	0	0	0
Juvenile Arrests	0		Intimidation	0	0	0	0
Unknown Age	0		Stalking	0	0	0	0
Arrests per 100,000 population	0.0		Commercial Sex Acts	0	0	0	0
			Involuntary Servitude	0	0	0	0
Average number offenses/incident	0.00		Crimes Against Property				
			Arson	0	0	0	0
			Bribery	0	0	0	0
			Burglary	0	0	0	0
			Counterfeiting/Forgery	0	0	0	0
			Destruction/Damage/Vandalism	0	0	0	0
			Embezzlement	0	0	0	0
			Extortion/Blackmail	0	0	0	0
			Fraud - False Pretenses	0	0	0	0
			Fraud - Credit Card/ATM	0	0	0	0
			Fraud - Impersonation	0	0	0	0
			Fraud - Welfare	0	0	0	0
			Fraud - Wire	0	0	0	0
			Fraud - Identity Theft	0	0	0	0
			Fraud - Computer Hacking/Invasion	0	0	0	0
			Robbery	0	0	0	0
			Theft - Pocket-picking	0	0	0	0
			Theft - Purse Snatching	0	0	0	0
			Theft - Shoplifting	0	0	0	0
			Theft From Building	0	0	0	0
			Theft From Coin Machine	0	0	0	0
			Theft From Motor Vehicle	0	0	0	0
			Theft of Motor Vehicle Parts	0	0	0	0
			Theft - All Other Larceny	0	0	0	0
			Motor Vehicle Theft	0	0	0	0
			Stolen Property Offenses	0	0	0	0
			Crimes Against Society				
			Animal Cruelty	0	0	0	0
			Drug/Narcotic Violations	0	0	0	0
			Drug/Narcotic Equipment Violations	0	0	0	0
			Gambling - Betting/Wagering	0	0	0	0
			Gambling - Operating/Promoting	0	0	0	0
			Gambling - Equipment Violations	0	0	0	0
			Gambling - Sports Tampering	0	0	0	0
			Pornography/Obscene Material	0	0	0	0
			Prostitution	0	0	0	0
			Prostitution Assisting/Promoting	0	0	0	0
			Purchasing Prostitution	0	0	0	0
			Weapon Law Violations	0	0	0	0
			Total Group A Offenses	0	0	0	0
Domestic Violence Victims							
Offense	Reported	Cleared					
Murder	0	0					
Aggravated Assault	0	0					
Simple Assault	0	0					
Intimidation	0	0					
Stalking	0	0					
Forcible Rape	0	0					
Forcible Sodomy	0	0					
Sexual Assault W/Object	0	0					
Forcible Fondling	0	0					
Incest	0	0					
Statutory Rape	0	0					
Kidnapping/Abduction	0	0					
Commercial Sex Acts	0	0					
Involuntary Servitude	0	0					
Total	0	0					
Group B Arrests							
Offense	Adult	Juvenile					
Bad Checks	0	0					
Curfew/Vagrancy	0	0					
Disorderly Conduct	0	0					
DUI	0	0					
Drunkenness	0	0					
Family-Non Violent	0	0					
Liquor Law Violations	0	0					
Peeping Tom	0	0					
Trespass	0	0					
All Other Offenses	0	0					
Total Group B	0	0					

Crime in Tennessee 2022

(*) Offenses are counted using the FBI Units of Count for Crime

(**) The 'Arrests' column shows arrests made for incidents during the selected period, regardless of arrest date. Arrest counts for the same period may change over time.

Tiptonville Police Department - NIBRS Agency Crime Overview - 2022

2022 Population Estimate		4,071	Offenses (*)		Arrests (**)	
Offense Overview			Reported	Cleared	Adult	Juvenile
Group A Offenses						
Crimes Against Persons						
Offense Total	126	Murder	0	0	0	0
Number Cleared	106	Negligent Manslaughter	0	0	0	0
Percent Cleared	84.13%	Negligent Vehicular Manslaughter	0	0	0	0
Group A Crimes per 100,000 population	3,095.1	Kidnapping/Abduction	0	0	0	0
		Forcible Rape	0	0	0	0
		Forcible Sodomy	0	0	0	0
		Sexual Assault W/Object	0	0	0	0
		Forcible Fondling	0	0	0	0
		Incest	0	0	0	0
Arrest Overview		Statutory Rape	0	0	0	0
Total Arrests	147	Aggravated Assault	16	16	17	1
Adult Arrests	143	Simple Assault	27	27	23	1
Juvenile Arrests	4	Intimidation	3	3	3	0
Unknown Age	0	Stalking	0	0	0	0
Arrests per 100,000 population	3,610.9	Commercial Sex Acts	0	0	0	0
		Involuntary Servitude	0	0	0	0
Average number offenses/incident	1.14	Crimes Against Property				
		Arson	1	1	1	0
		Bribery	0	0	0	0
		Burglary	10	7	8	0
		Counterfeiting/Forgery	1	1	1	0
		Destruction/Damage/Vandalism	16	11	7	2
		Embezzlement	1	1	1	0
		Extortion/Blackmail	0	0	0	0
		Fraud - False Pretenses	4	3	2	0
		Fraud - Credit Card/ATM	0	0	0	0
		Fraud - Impersonation	0	0	0	0
		Fraud - Welfare	0	0	0	0
		Fraud - Wire	0	0	0	0
		Fraud - Identity Theft	0	0	0	0
		Fraud - Computer Hacking/Invasion	0	0	0	0
		Robbery	1	1	1	0
		Theft - Pocket-picking	0	0	0	0
		Theft - Purse Snatching	0	0	0	0
		Theft - Shoplifting	9	9	9	0
		Theft From Building	3	2	1	0
		Theft From Coin Machine	0	0	0	0
		Theft From Motor Vehicle	1	0	0	0
		Theft of Motor Vehicle Parts	2	0	0	0
		Theft - All Other Larceny	9	3	3	0
		Motor Vehicle Theft	4	3	3	0
		Stolen Property Offenses	0	0	0	0
		Crimes Against Society				
		Animal Cruelty	0	0	0	0
		Drug/Narcotic Violations	11	11	12	0
		Drug/Narcotic Equipment Violations	4	4	1	0
		Gambling - Betting/Wagering	0	0	0	0
		Gambling - Operating/Promoting	0	0	0	0
		Gambling - Equipment Violations	0	0	0	0
		Gambling - Sports Tampering	0	0	0	0
		Pornography/Obscene Material	0	0	0	0
		Prostitution	0	0	0	0
		Prostitution Assisting/Promoting	0	0	0	0
		Purchasing Prostitution	0	0	0	0
		Weapon Law Violations	3	3	0	0
		Total Group A Offenses	126	106	93	4
Domestic Violence Victims						
Offense	Reported	Cleared				
Murder	0	0				
Aggravated Assault	5	5				
Simple Assault	20	20				
Intimidation	0	0				
Stalking	0	0				
Forcible Rape	0	0				
Forcible Sodomy	0	0				
Sexual Assault W/Object	0	0				
Forcible Fondling	0	0				
Incest	0	0				
Statutory Rape	0	0				
Kidnapping/Abduction	0	0				
Commercial Sex Acts	0	0				
Involuntary Servitude	0	0				
Total	25	25				
Group B Arrests						
Offense	Adult	Juvenile				
Bad Checks	0	0				
Curfew/Vagrancy	0	0				
Disorderly Conduct	7	0				
DUI	4	0				
Drunkenness	11	0				
Family-Non Violent	1	0				
Liquor Law Violations	1	0				
Peeping Tom	0	0				
Trespass	16	0				
All Other Offenses	10	0				
Total Group B	50	0				

Crime in Tennessee 2022

(*) Offenses are counted using the FBI Units of Count for Crime

(**) The 'Arrests' column shows arrests made for incidents during the selected period, regardless of arrest date. Arrest counts for the same period may change over time.

Toone Police Department - NIBRS Agency Crime Overview - 2022

2022 Population Estimate		270		Offenses (*)		Arrests (**)	
				Reported	Cleared	Adult	Juvenile
Offense Overview				Group A Offenses			
				Crimes Against Persons			
Offense Total	13	Murder	0	0	0	0	
Number Cleared	6	Negligent Manslaughter	0	0	0	0	
Percent Cleared	46.15%	Negligent Vehicular Manslaughter	0	0	0	0	
Group A Crimes per 100,000 population	4,814.8	Kidnapping/Abduction	0	0	0	0	
		Forcible Rape	0	0	0	0	
		Forcible Sodomy	0	0	0	0	
		Sexual Assault W/Object	0	0	0	0	
		Forcible Fondling	0	0	0	0	
		Incest	0	0	0	0	
		Statutory Rape	0	0	0	0	
		Aggravated Assault	1	1	1	0	
		Simple Assault	1	0	0	0	
		Intimidation	0	0	0	0	
		Stalking	0	0	0	0	
		Commercial Sex Acts	0	0	0	0	
		Involuntary Servitude	0	0	0	0	
		Crimes Against Property					
		Arson	0	0	0	0	
		Bribery	0	0	0	0	
		Burglary	0	0	0	0	
		Counterfeiting/Forgery	0	0	0	0	
		Destruction/Damage/Vandalism	3	0	0	0	
		Embezzlement	0	0	0	0	
		Extortion/Blackmail	0	0	0	0	
		Fraud - False Pretenses	0	0	0	0	
		Fraud - Credit Card/ATM	0	0	0	0	
		Fraud - Impersonation	0	0	0	0	
		Fraud - Welfare	0	0	0	0	
		Fraud - Wire	0	0	0	0	
		Fraud - Identity Theft	0	0	0	0	
		Fraud - Computer Hacking/Invasion	0	0	0	0	
		Robbery	0	0	0	0	
		Theft - Pocket-picking	0	0	0	0	
		Theft - Purse Snatching	0	0	0	0	
		Theft - Shoplifting	2	1	0	0	
		Theft From Building	0	0	0	0	
		Theft From Coin Machine	0	0	0	0	
		Theft From Motor Vehicle	0	0	0	0	
		Theft of Motor Vehicle Parts	0	0	0	0	
		Theft - All Other Larceny	1	0	0	0	
		Motor Vehicle Theft	1	0	0	0	
		Stolen Property Offenses	0	0	0	0	
		Crimes Against Society					
		Animal Cruelty	0	0	0	0	
		Drug/Narcotic Violations	1	1	1	0	
		Drug/Narcotic Equipment Violations	1	1	0	0	
		Gambling - Betting/Wagering	0	0	0	0	
		Gambling - Operating/Promoting	0	0	0	0	
		Gambling - Equipment Violations	0	0	0	0	
		Gambling - Sports Tampering	0	0	0	0	
		Pornography/Obscene Material	0	0	0	0	
		Prostitution	0	0	0	0	
		Prostitution Assisting/Promoting	0	0	0	0	
		Purchasing Prostitution	0	0	0	0	
		Weapon Law Violations	2	2	0	0	
		Total Group A Offenses	13	6	2	0	
Domestic Violence Victims							
Offense	Reported	Cleared					
Murder	0	0					
Aggravated Assault	1	1					
Simple Assault	1	0					
Intimidation	0	0					
Stalking	0	0					
Forcible Rape	0	0					
Forcible Sodomy	0	0					
Sexual Assault W/Object	0	0					
Forcible Fondling	0	0					
Incest	0	0					
Statutory Rape	0	0					
Kidnapping/Abduction	0	0					
Commercial Sex Acts	0	0					
Involuntary Servitude	0	0					
Total	2	1					
Group B Arrests							
Offense	Adult	Juvenile					
Bad Checks	0	0					
Curfew/Vagrancy	0	0					
Disorderly Conduct	0	0					
DUI	0	0					
Drunkenness	0	0					
Family-Non Violent	1	0					
Liquor Law Violations	0	0					
Peeping Tom	0	0					
Trespass	0	0					
All Other Offenses	1	0					
Total Group B	2	0					

Crime in Tennessee 2022

(*) Offenses are counted using the FBI Units of Count for Crime

(**) The 'Arrests' column shows arrests made for incidents during the selected period, regardless of arrest date. Arrest counts for the same period may change over time.

Townsend Police Department - NIBRS Agency Crime Overview - 2022

2022 Population Estimate		598		Offenses (*)		Arrests (**)	
Offense Overview		Group A Offenses		Reported	Cleared	Adult	Juvenile
Offense Total		28		0	0	0	0
Number Cleared		6		0	0	0	0
Percent Cleared		21.43%		0	0	0	0
Group A Crimes per 100,000 population		4,682.3		0	0	0	0
Arrest Overview		Total Arrests		0	0	0	0
		11		0	0	0	0
Adult Arrests		11		0	0	0	0
Juvenile Arrests		0		0	0	0	0
Unknown Age		0		12	5	5	0
Arrests per 100,000 population		1,839.5		0	0	0	0
Average number offenses/incident		1.17		0	0	0	0
Domestic Violence Victims		Crimes Against Property		0	0	0	0
Offense	Reported	Cleared	Arson	0	0	0	0
Murder	0	0	Bribery	0	0	0	0
Aggravated Assault	0	0	Burglary	2	0	0	0
Simple Assault	7	3	Counterfeiting/Forgery	0	0	0	0
Intimidation	0	0	Destruction/Damage/Vandalism	1	0	0	0
Stalking	0	0	Embezzlement	0	0	0	0
Forcible Rape	0	0	Extortion/Blackmail	0	0	0	0
Forcible Sodomy	0	0	Fraud - False Pretenses	3	0	0	0
Sexual Assault W/Object	0	0	Fraud - Credit Card/ATM	0	0	0	0
Forcible Fondling	0	0	Fraud - Impersonation	0	0	0	0
Incest	0	0	Fraud - Welfare	0	0	0	0
Statutory Rape	0	0	Fraud - Wire	0	0	0	0
Kidnapping/Abduction	0	0	Fraud - Identity Theft	0	0	0	0
Commercial Sex Acts	0	0	Fraud - Computer Hacking/Invasion	0	0	0	0
Involuntary Servitude	0	0	Robbery	0	0	0	0
Total	7	3	Theft - Pocket-picking	0	0	0	0
Group B Arrests	Adult	Juvenile	Theft - Purse Snatching	0	0	0	0
Offense			Theft - Shoplifting	1	0	0	0
Bad Checks	0	0	Theft From Building	0	0	0	0
Curfew/Vagrancy	0	0	Theft From Coin Machine	0	0	0	0
Disorderly Conduct	1	0	Theft From Motor Vehicle	1	0	0	0
DUI	1	0	Theft of Motor Vehicle Parts	0	0	0	0
Drunkenness	2	0	Theft - All Other Larceny	4	0	0	0
Family-Non Violent	0	0	Motor Vehicle Theft	0	0	0	0
Liquor Law Violations	0	0	Stolen Property Offenses	0	0	0	0
Peeping Tom	0	0	Crimes Against Society				
Trespass	0	0	Animal Cruelty	0	0	0	0
All Other Offenses	1	0	Drug/Narcotic Violations	2	1	1	0
Total Group B	5	0	Drug/Narcotic Equipment Violations	1	0	0	0
			Gambling - Betting/Wagering	0	0	0	0
			Gambling - Operating/Promoting	0	0	0	0
			Gambling - Equipment Violations	0	0	0	0
			Gambling - Sports Tampering	0	0	0	0
			Pornography/Obscene Material	0	0	0	0
			Prostitution	0	0	0	0
			Prostitution Assisting/Promoting	0	0	0	0
			Purchasing Prostitution	0	0	0	0
			Weapon Law Violations	0	0	0	0
			Total Group A Offenses	28	6	6	0

Crime in Tennessee 2022

(*) Offenses are counted using the FBI Units of Count for Crime

(**) The 'Arrests' column shows arrests made for incidents during the selected period, regardless of arrest date. Arrest counts for the same period may change over time.

Tracy City Police Department - NIBRS Agency Crime Overview - 2022

2022 Population Estimate		1,424		Offenses (*)		Arrests (**)	
				Reported	Cleared	Adult	Juvenile
Offense Overview				Group A Offenses			
				Crimes Against Persons			
Offense Total	79	Murder	0	0	0	0	
Number Cleared	25	Negligent Manslaughter	0	0	0	0	
Percent Cleared	31.65%	Negligent Vehicular Manslaughter	0	0	0	0	
Group A Crimes per 100,000 population	5,547.8	Kidnapping/Abduction	0	0	0	0	
		Forcible Rape	1	1	0	0	
		Forcible Sodomy	0	0	0	0	
		Sexual Assault W/Object	0	0	0	0	
		Forcible Fondling	0	0	0	0	
		Incest	0	0	0	0	
		Statutory Rape	0	0	0	0	
		Aggravated Assault	4	2	1	0	
		Simple Assault	10	3	2	0	
		Intimidation	4	1	0	0	
		Stalking	2	1	0	0	
		Commercial Sex Acts	0	0	0	0	
		Involuntary Servitude	0	0	0	0	
		Crimes Against Property					
		Arson	2	0	0	0	
		Bribery	0	0	0	0	
		Burglary	0	0	0	0	
		Counterfeiting/Forgery	1	0	0	0	
		Destruction/Damage/Vandalism	13	2	1	0	
		Embezzlement	0	0	0	0	
		Extortion/Blackmail	0	0	0	0	
		Fraud - False Pretenses	0	0	0	0	
		Fraud - Credit Card/ATM	2	1	1	0	
		Fraud - Impersonation	0	0	0	0	
		Fraud - Welfare	0	0	0	0	
		Fraud - Wire	0	0	0	0	
		Fraud - Identity Theft	0	0	0	0	
		Fraud - Computer Hacking/Invasion	0	0	0	0	
		Robbery	1	1	0	0	
		Theft - Pocket-picking	0	0	0	0	
		Theft - Purse Snatching	0	0	0	0	
		Theft - Shoplifting	2	2	2	0	
		Theft From Building	7	1	1	0	
		Theft From Coin Machine	1	0	0	0	
		Theft From Motor Vehicle	3	1	0	0	
		Theft of Motor Vehicle Parts	0	0	0	0	
		Theft - All Other Larceny	12	5	5	0	
		Motor Vehicle Theft	8	1	1	0	
		Stolen Property Offenses	0	0	0	0	
		Crimes Against Society					
		Animal Cruelty	2	0	0	0	
		Drug/Narcotic Violations	1	1	1	0	
		Drug/Narcotic Equipment Violations	2	2	1	0	
		Gambling - Betting/Wagering	0	0	0	0	
		Gambling - Operating/Promoting	0	0	0	0	
		Gambling - Equipment Violations	0	0	0	0	
		Gambling - Sports Tampering	0	0	0	0	
		Pornography/Obscene Material	0	0	0	0	
		Prostitution	0	0	0	0	
		Prostitution Assisting/Promoting	0	0	0	0	
		Purchasing Prostitution	0	0	0	0	
		Weapon Law Violations	1	0	0	0	
		Total Group A Offenses	79	25	16	0	
Domestic Violence Victims							
Offense	Reported	Cleared					
Murder	0	0					
Aggravated Assault	0	0					
Simple Assault	5	3					
Intimidation	0	0					
Stalking	1	1					
Forcible Rape	0	0					
Forcible Sodomy	0	0					
Sexual Assault W/Object	0	0					
Forcible Fondling	0	0					
Incest	0	0					
Statutory Rape	0	0					
Kidnapping/Abduction	0	0					
Commercial Sex Acts	0	0					
Involuntary Servitude	0	0					
Total	6	4					
Group B Arrests							
Offense	Adult	Juvenile					
Bad Checks	0	0					
Curfew/Vagrancy	0	0					
Disorderly Conduct	0	0					
DUI	0	0					
Drunkenness	0	0					
Family-Non Violent	0	0					
Liquor Law Violations	0	0					
Peeping Tom	0	0					
Trespass	2	0					
All Other Offenses	1	0					
Total Group B	3	0					

Crime in Tennessee 2022

(*) Offenses are counted using the FBI Units of Count for Crime

(**) The 'Arrests' column shows arrests made for incidents during the selected period, regardless of arrest date. Arrest counts for the same period may change over time.

Trenton Police Department - NIBRS Agency Crime Overview - 2022

2022 Population Estimate		4,243	Offenses (*)		Arrests (**)	
Offense Overview			Reported	Cleared	Adult	Juvenile
Group A Offenses						
Crimes Against Persons						
Offense Total	294	Murder	2	2	2	0
Number Cleared	54	Negligent Manslaughter	0	0	0	0
Percent Cleared	18.37%	Negligent Vehicular Manslaughter	0	0	0	0
Group A Crimes per 100,000 population	6,929.1	Kidnapping/Abduction	0	0	0	0
			Forcible Rape	0	0	0
			Forcible Sodomy	0	0	0
			Sexual Assault W/Object	0	0	0
Arrest Overview			Forcible Fondling	3	0	0
Total Arrests	126	Incest	0	0	0	0
Adult Arrests	121	Statutory Rape	0	0	0	0
Juvenile Arrests	5	Aggravated Assault	18	10	5	2
Unknown Age	0	Simple Assault	60	15	12	2
Arrests per 100,000 population	2,969.6	Intimidation	46	2	2	0
			Stalking	4	0	0
			Commercial Sex Acts	0	0	0
Average number offenses/incident	1.18	Involuntary Servitude	0	0	0	0
			Crimes Against Property			
Domestic Violence Victims						
Offense	Reported	Cleared	Arson	2	0	0
Murder	1	1	Bribery	0	0	0
Aggravated Assault	9	4	Burglary	8	2	2
Simple Assault	37	13	Counterfeiting/Forgery	7	1	1
Intimidation	17	2	Destruction/Damage/Vandalism	41	2	2
Stalking	3	0	Embezzlement	1	0	0
Forcible Rape	0	0	Extortion/Blackmail	0	0	0
Forcible Sodomy	0	0	Fraud - False Pretenses	4	0	0
Sexual Assault W/Object	0	0	Fraud - Credit Card/ATM	1	0	0
Forcible Fondling	0	0	Fraud - Impersonation	4	1	1
Incest	0	0	Fraud - Welfare	0	0	0
Statutory Rape	0	0	Fraud - Wire	0	0	0
Kidnapping/Abduction	0	0	Fraud - Identity Theft	2	0	0
Commercial Sex Acts	0	0	Fraud - Computer Hacking/Invasion	0	0	0
Involuntary Servitude	0	0	Robbery	3	1	1
Total	67	20	Theft - Pocket-picking	0	0	0
			Theft - Purse Snatching	0	0	0
			Theft - Shoplifting	1	0	0
Group B Arrests			Theft From Building	4	0	0
Offense	Adult	Juvenile	Theft From Coin Machine	0	0	0
Bad Checks	11	0	Theft From Motor Vehicle	5	0	0
Curfew/Vagrancy	0	0	Theft of Motor Vehicle Parts	2	0	0
Disorderly Conduct	0	0	Theft - All Other Larceny	52	3	1
DUI	6	0	Motor Vehicle Theft	7	1	0
Drunkenness	3	0	Stolen Property Offenses	0	0	0
Family-Non Violent	0	0	Crimes Against Society			
Liquor Law Violations	0	0	Animal Cruelty	3	2	3
Peeping Tom	0	0	Drug/Narcotic Violations	7	6	3
Trespass	3	0	Drug/Narcotic Equipment Violations	4	4	0
All Other Offenses	62	0	Gambling - Betting/Wagering	0	0	0
Total Group B	85	0	Gambling - Operating/Promoting	0	0	0
			Gambling - Equipment Violations	0	0	0
			Gambling - Sports Tampering	0	0	0
			Pornography/Obscene Material	0	0	0
			Prostitution	0	0	0
			Prostitution Assisting/Promoting	0	0	0
			Purchasing Prostitution	0	0	0
			Weapon Law Violations	3	2	1
			Total Group A Offenses	294	54	36
						5

Crime in Tennessee 2022

(*) Offenses are counted using the FBI Units of Count for Crime

(**) The 'Arrests' column shows arrests made for incidents during the selected period, regardless of arrest date. Arrest counts for the same period may change over time.

Trezevant Police Department - NIBRS Agency Crime Overview - 2022

2022 Population Estimate		800	Offenses (*)		Arrests (**)		
Offense Overview			Reported	Cleared	Adult	Juvenile	
Group A Offenses							
Crimes Against Persons							
Offense Total	7	Murder	0	0	0	0	
Number Cleared	0	Negligent Manslaughter	0	0	0	0	
Percent Cleared	0.00%	Negligent Vehicular Manslaughter	0	0	0	0	
Group A Crimes per 100,000 population	875.0	Kidnapping/Abduction	0	0	0	0	
		Forcible Rape	0	0	0	0	
		Forcible Sodomy	0	0	0	0	
		Sexual Assault W/Object	0	0	0	0	
		Forcible Fondling	0	0	0	0	
		Incest	0	0	0	0	
Arrest Overview		Statutory Rape	0	0	0	0	
Total Arrests	5	Aggravated Assault	0	0	0	0	
Adult Arrests	5	Simple Assault	0	0	0	0	
Juvenile Arrests	0	Intimidation	0	0	0	0	
Unknown Age	0	Stalking	0	0	0	0	
Arrests per 100,000 population	625.0	Commercial Sex Acts	0	0	0	0	
		Involuntary Servitude	0	0	0	0	
Average number offenses/incident	1.00	Crimes Against Property					
Domestic Violence Victims							
Offense	Reported	Cleared	Arson	0	0	0	0
Murder	0	0	Bribery	0	0	0	0
Aggravated Assault	0	0	Burglary	1	0	0	0
Simple Assault	0	0	Counterfeiting/Forgery	0	0	0	0
Intimidation	0	0	Destruction/Damage/Vandalism	0	0	0	0
Stalking	0	0	Embezzlement	0	0	0	0
Forcible Rape	0	0	Extortion/Blackmail	0	0	0	0
Forcible Sodomy	0	0	Fraud - False Pretenses	0	0	0	0
Sexual Assault W/Object	0	0	Fraud - Credit Card/ATM	0	0	0	0
Forcible Fondling	0	0	Fraud - Impersonation	0	0	0	0
Incest	0	0	Fraud - Welfare	0	0	0	0
Statutory Rape	0	0	Fraud - Wire	0	0	0	0
Kidnapping/Abduction	0	0	Fraud - Identity Theft	0	0	0	0
Commercial Sex Acts	0	0	Fraud - Computer Hacking/Invasion	0	0	0	0
Involuntary Servitude	0	0	Robbery	0	0	0	0
Total	0	0	Theft - Pocket-picking	0	0	0	0
			Theft - Purse Snatching	0	0	0	0
			Theft - Shoplifting	0	0	0	0
			Theft From Building	0	0	0	0
			Theft From Coin Machine	0	0	0	0
			Theft From Motor Vehicle	0	0	0	0
			Theft of Motor Vehicle Parts	0	0	0	0
			Theft - All Other Larceny	1	0	0	0
			Motor Vehicle Theft	1	0	0	0
			Stolen Property Offenses	0	0	0	0
			Crimes Against Society				
			Animal Cruelty	0	0	0	0
			Drug/Narcotic Violations	2	0	0	0
			Drug/Narcotic Equipment Violations	0	0	0	0
			Gambling - Betting/Wagering	0	0	0	0
			Gambling - Operating/Promoting	0	0	0	0
			Gambling - Equipment Violations	0	0	0	0
			Gambling - Sports Tampering	0	0	0	0
			Pornography/Obscene Material	0	0	0	0
			Prostitution	0	0	0	0
			Prostitution Assisting/Promoting	0	0	0	0
			Purchasing Prostitution	0	0	0	0
			Weapon Law Violations	2	0	0	0
			Total Group A Offenses	7	0	0	0
Group B Arrests							
Offense	Adult	Juvenile					
Bad Checks	0	0					
Curfew/Vagrancy	0	0					
Disorderly Conduct	0	0					
DUI	3	0					
Drunkenness	0	0					
Family-Non Violent	0	0					
Liquor Law Violations	0	0					
Peeping Tom	0	0					
Trespass	0	0					
All Other Offenses	2	0					
Total Group B	5	0					

Crime in Tennessee 2022

(*) Offenses are counted using the FBI Units of Count for Crime

(**) The 'Arrests' column shows arrests made for incidents during the selected period, regardless of arrest date. Arrest counts for the same period may change over time.

Tri-Cities Airport Public Safety Department - NIBRS Agency Crime Overview - 2022

2022 Population Estimate		N/A	Offenses (*)		Arrests (**)		
			Reported	Cleared	Adult	Juvenile	
Offense Overview			Group A Offenses				
			Crimes Against Persons				
Offense Total	2		Murder	0	0	0	0
Number Cleared	0		Negligent Manslaughter	0	0	0	0
Percent Cleared	0.00%		Negligent Vehicular Manslaughter	0	0	0	0
Group A Crimes per 100,000 population	N/A		Kidnapping/Abduction	0	0	0	0
			Forcible Rape	0	0	0	0
			Forcible Sodomy	0	0	0	0
			Sexual Assault W/Object	0	0	0	0
			Forcible Fondling	0	0	0	0
Arrest Overview			Incest	0	0	0	0
Total Arrests	1		Statutory Rape	0	0	0	0
Adult Arrests	1		Aggravated Assault	0	0	0	0
Juvenile Arrests	0		Simple Assault	0	0	0	0
Unknown Age	0		Intimidation	0	0	0	0
Arrests per 100,000 population	N/A		Stalking	0	0	0	0
			Commercial Sex Acts	0	0	0	0
Average number offenses/incident	1.00		Involuntary Servitude	0	0	0	0
			Crimes Against Property				
Domestic Violence Victims			Arson	0	0	0	0
Offense	Reported	Cleared	Bribery	0	0	0	0
Murder	0	0	Burglary	0	0	0	0
Aggravated Assault	0	0	Counterfeiting/Forgery	0	0	0	0
Simple Assault	0	0	Destruction/Damage/Vandalism	0	0	0	0
Intimidation	0	0	Embezzlement	0	0	0	0
Stalking	0	0	Extortion/Blackmail	0	0	0	0
Forcible Rape	0	0	Fraud - False Pretenses	0	0	0	0
Forcible Sodomy	0	0	Fraud - Credit Card/ATM	0	0	0	0
Sexual Assault W/Object	0	0	Fraud - Impersonation	0	0	0	0
Forcible Fondling	0	0	Fraud - Welfare	0	0	0	0
Incest	0	0	Fraud - Wire	0	0	0	0
Statutory Rape	0	0	Fraud - Identity Theft	0	0	0	0
Kidnapping/Abduction	0	0	Fraud - Computer Hacking/Invasion	0	0	0	0
Commercial Sex Acts	0	0	Robbery	0	0	0	0
Involuntary Servitude	0	0	Theft - Pocket-picking	0	0	0	0
Total	0	0	Theft - Purse Snatching	0	0	0	0
			Theft - Shoplifting	0	0	0	0
			Theft From Building	1	0	0	0
Group B Arrests			Theft From Coin Machine	0	0	0	0
Offense	Adult	Juvenile	Theft From Motor Vehicle	0	0	0	0
Bad Checks	0	0	Theft of Motor Vehicle Parts	0	0	0	0
Curfew/Vagrancy	0	0	Theft - All Other Larceny	0	0	0	0
Disorderly Conduct	0	0	Motor Vehicle Theft	1	0	0	0
DUI	0	0	Stolen Property Offenses	0	0	0	0
Drunkenness	1	0	Crimes Against Society				
Family-Non Violent	0	0	Animal Cruelty	0	0	0	0
Liquor Law Violations	0	0	Drug/Narcotic Violations	0	0	0	0
Peeping Tom	0	0	Drug/Narcotic Equipment Violations	0	0	0	0
Trespass	0	0	Gambling - Betting/Wagering	0	0	0	0
All Other Offenses	0	0	Gambling - Operating/Promoting	0	0	0	0
Total Group B	1	0	Gambling - Equipment Violations	0	0	0	0
			Gambling - Sports Tampering	0	0	0	0
			Pornography/Obscene Material	0	0	0	0
			Prostitution	0	0	0	0
			Prostitution Assisting/Promoting	0	0	0	0
			Purchasing Prostitution	0	0	0	0
			Weapon Law Violations	0	0	0	0
			Total Group A Offenses	2	0	0	0

Crime in Tennessee 2022

(*) Offenses are counted using the FBI Units of Count for Crime

(**) The 'Arrests' column shows arrests made for incidents during the selected period, regardless of arrest date. Arrest counts for the same period may change over time.

Trimble Police Department - NIBRS Agency Crime Overview - 2022

2022 Population Estimate		535	Offenses (*)		Arrests (**)	
Offense Overview			Reported	Cleared	Adult	Juvenile
Group A Offenses						
Crimes Against Persons						
Offense Total	0	Murder	0	0	0	0
Number Cleared	0	Negligent Manslaughter	0	0	0	0
Percent Cleared	0.00%	Negligent Vehicular Manslaughter	0	0	0	0
Group A Crimes per 100,000 population	0.0	Kidnapping/Abduction	0	0	0	0
		Forcible Rape	0	0	0	0
		Forcible Sodomy	0	0	0	0
		Sexual Assault W/Object	0	0	0	0
		Forcible Fondling	0	0	0	0
		Incest	0	0	0	0
		Statutory Rape	0	0	0	0
		Aggravated Assault	0	0	0	0
		Simple Assault	0	0	0	0
		Intimidation	0	0	0	0
		Stalking	0	0	0	0
		Commercial Sex Acts	0	0	0	0
		Involuntary Servitude	0	0	0	0
		Crimes Against Property				
		Arson	0	0	0	0
		Bribery	0	0	0	0
		Burglary	0	0	0	0
		Counterfeiting/Forgery	0	0	0	0
		Destruction/Damage/Vandalism	0	0	0	0
		Embezzlement	0	0	0	0
		Extortion/Blackmail	0	0	0	0
		Fraud - False Pretenses	0	0	0	0
		Fraud - Credit Card/ATM	0	0	0	0
		Fraud - Impersonation	0	0	0	0
		Fraud - Welfare	0	0	0	0
		Fraud - Wire	0	0	0	0
		Fraud - Identity Theft	0	0	0	0
		Fraud - Computer Hacking/Invasion	0	0	0	0
		Robbery	0	0	0	0
		Theft - Pocket-picking	0	0	0	0
		Theft - Purse Snatching	0	0	0	0
		Theft - Shoplifting	0	0	0	0
		Theft From Building	0	0	0	0
		Theft From Coin Machine	0	0	0	0
		Theft From Motor Vehicle	0	0	0	0
		Theft of Motor Vehicle Parts	0	0	0	0
		Theft - All Other Larceny	0	0	0	0
		Motor Vehicle Theft	0	0	0	0
		Stolen Property Offenses	0	0	0	0
		Crimes Against Society				
		Animal Cruelty	0	0	0	0
		Drug/Narcotic Violations	0	0	0	0
		Drug/Narcotic Equipment Violations	0	0	0	0
		Gambling - Betting/Wagering	0	0	0	0
		Gambling - Operating/Promoting	0	0	0	0
		Gambling - Equipment Violations	0	0	0	0
		Gambling - Sports Tampering	0	0	0	0
		Pornography/Obscene Material	0	0	0	0
		Prostitution	0	0	0	0
		Prostitution Assisting/Promoting	0	0	0	0
		Purchasing Prostitution	0	0	0	0
		Weapon Law Violations	0	0	0	0
		Total Group A Offenses	0	0	0	0
Domestic Violence Victims						
Offense	Reported	Cleared				
Murder	0	0	Burglary	0	0	0
Aggravated Assault	0	0	Counterfeiting/Forgery	0	0	0
Simple Assault	0	0	Destruction/Damage/Vandalism	0	0	0
Intimidation	0	0	Embezzlement	0	0	0
Stalking	0	0	Extortion/Blackmail	0	0	0
Forcible Rape	0	0	Fraud - False Pretenses	0	0	0
Forcible Sodomy	0	0	Fraud - Credit Card/ATM	0	0	0
Sexual Assault W/Object	0	0	Fraud - Impersonation	0	0	0
Forcible Fondling	0	0	Fraud - Welfare	0	0	0
Incest	0	0	Fraud - Wire	0	0	0
Statutory Rape	0	0	Fraud - Identity Theft	0	0	0
Kidnapping/Abduction	0	0	Fraud - Computer Hacking/Invasion	0	0	0
Commercial Sex Acts	0	0	Robbery	0	0	0
Involuntary Servitude	0	0	Theft - Pocket-picking	0	0	0
Total	0	0	Theft - Purse Snatching	0	0	0
			Theft - Shoplifting	0	0	0
			Theft From Building	0	0	0
			Theft From Coin Machine	0	0	0
			Theft From Motor Vehicle	0	0	0
			Theft of Motor Vehicle Parts	0	0	0
			Theft - All Other Larceny	0	0	0
			Motor Vehicle Theft	0	0	0
			Stolen Property Offenses	0	0	0
			Crimes Against Society			
			Animal Cruelty	0	0	0
			Drug/Narcotic Violations	0	0	0
			Drug/Narcotic Equipment Violations	0	0	0
			Gambling - Betting/Wagering	0	0	0
			Gambling - Operating/Promoting	0	0	0
			Gambling - Equipment Violations	0	0	0
			Gambling - Sports Tampering	0	0	0
			Pornography/Obscene Material	0	0	0
			Prostitution	0	0	0
			Prostitution Assisting/Promoting	0	0	0
			Purchasing Prostitution	0	0	0
			Weapon Law Violations	0	0	0
			Total Group A Offenses	0	0	0
Group B Arrests						
Offense	Adult	Juvenile				
Bad Checks	0	0				
Curfew/Vagrancy	0	0				
Disorderly Conduct	0	0				
DUI	0	0				
Drunkenness	0	0				
Family-Non Violent	0	0				
Liquor Law Violations	0	0				
Peeping Tom	0	0				
Trespass	0	0				
All Other Offenses	0	0				
Total Group B	0	0				

Crime in Tennessee 2022

(*) Offenses are counted using the FBI Units of Count for Crime

(**) The 'Arrests' column shows arrests made for incidents during the selected period, regardless of arrest date. Arrest counts for the same period may change over time.

Troy Police Department - NIBRS Agency Crime Overview - 2022

2022 Population Estimate		1,392	Offenses (*)		Arrests (**)		
Offense Overview			Reported	Cleared	Adult	Juvenile	
Group A Offenses							
Crimes Against Persons							
Offense Total	12		Murder	0	0	0	0
Number Cleared	9		Negligent Manslaughter	0	0	0	0
Percent Cleared	75.00%		Negligent Vehicular Manslaughter	0	0	0	0
Group A Crimes per 100,000 population	862.1		Kidnapping/Abduction	0	0	0	0
			Forcible Rape	0	0	0	0
			Forcible Sodomy	0	0	0	0
			Sexual Assault W/Object	0	0	0	0
			Forcible Fondling	1	1	1	0
Arrest Overview			Incest	0	0	0	0
Total Arrests	15		Statutory Rape	0	0	0	0
Adult Arrests	14		Aggravated Assault	0	0	0	0
Juvenile Arrests	1		Simple Assault	4	4	3	1
Unknown Age	0		Intimidation	0	0	0	0
Arrests per 100,000 population	1,077.6		Stalking	1	1	1	0
			Commercial Sex Acts	0	0	0	0
Average number offenses/incident	1.00		Involuntary Servitude	0	0	0	0
			Crimes Against Property				
Domestic Violence Victims			Arson	0	0	0	0
Offense	Reported	Cleared	Bribery	0	0	0	0
Murder	0	0	Burglary	0	0	0	0
Aggravated Assault	0	0	Counterfeiting/Forgery	0	0	0	0
Simple Assault	4	4	Destruction/Damage/Vandalism	0	0	0	0
Intimidation	0	0	Embezzlement	0	0	0	0
Stalking	0	0	Extortion/Blackmail	0	0	0	0
Forcible Rape	0	0	Fraud - False Pretenses	0	0	0	0
Forcible Sodomy	0	0	Fraud - Credit Card/ATM	0	0	0	0
Sexual Assault W/Object	0	0	Fraud - Impersonation	0	0	0	0
Forcible Fondling	0	0	Fraud - Welfare	0	0	0	0
Incest	0	0	Fraud - Wire	0	0	0	0
Statutory Rape	0	0	Fraud - Identity Theft	0	0	0	0
Kidnapping/Abduction	0	0	Fraud - Computer Hacking/Invasion	0	0	0	0
Commercial Sex Acts	0	0	Robbery	0	0	0	0
Involuntary Servitude	0	0	Theft - Pocket-picking	0	0	0	0
Total	4	4	Theft - Purse Snatching	0	0	0	0
			Theft - Shoplifting	0	0	0	0
			Theft From Building	0	0	0	0
Group B Arrests			Theft From Coin Machine	0	0	0	0
Offense	Adult	Juvenile	Theft From Motor Vehicle	3	0	0	0
Bad Checks	0	0	Theft of Motor Vehicle Parts	0	0	0	0
Curfew/Vagrancy	0	0	Theft - All Other Larceny	0	0	0	0
Disorderly Conduct	0	0	Motor Vehicle Theft	3	3	3	0
DUI	0	0	Stolen Property Offenses	0	0	0	0
Drunkenness	0	0	Crimes Against Society				
Family-Non Violent	0	0	Animal Cruelty	0	0	0	0
Liquor Law Violations	0	0	Drug/Narcotic Violations	0	0	0	0
Peeping Tom	0	0	Drug/Narcotic Equipment Violations	0	0	0	0
Trespass	1	0	Gambling - Betting/Wagering	0	0	0	0
All Other Offenses	5	0	Gambling - Operating/Promoting	0	0	0	0
Total Group B	6	0	Gambling - Equipment Violations	0	0	0	0
			Gambling - Sports Tampering	0	0	0	0
			Pornography/Obscene Material	0	0	0	0
			Prostitution	0	0	0	0
			Prostitution Assisting/Promoting	0	0	0	0
			Purchasing Prostitution	0	0	0	0
			Weapon Law Violations	0	0	0	0
			Total Group A Offenses	12	9	8	1

Crime in Tennessee 2022

(*) Offenses are counted using the FBI Units of Count for Crime

(**) The 'Arrests' column shows arrests made for incidents during the selected period, regardless of arrest date. Arrest counts for the same period may change over time.

Tulahoma Police Department - NIBRS Agency Crime Overview - 2022

2022 Population Estimate		20,948		Offenses (*)		Arrests (**)		
Offense Overview		Group A Offenses		Reported	Cleared	Adult	Juvenile	
Offense Total	1,631	Crimes Against Persons						
Number Cleared	695	Murder		2	2	1	0	
Percent Cleared	42.61%	Negligent Manslaughter		0	0	0	0	
Group A Crimes per 100,000 population	7,785.9	Negligent Vehicular Manslaughter		0	0	0	0	
		Kidnapping/Abduction		5	5	2	1	
		Forcible Rape		7	2	1	1	
		Forcible Sodomy		1	1	0	0	
		Sexual Assault W/Object		0	0	0	0	
		Forcible Fondling		17	6	3	1	
		Incest		0	0	0	0	
		Statutory Rape		3	1	0	0	
		Aggravated Assault		94	50	42	4	
		Simple Assault		282	116	83	7	
		Intimidation		111	18	11	3	
		Stalking		8	3	3	0	
		Commercial Sex Acts		1	1	1	0	
		Involuntary Servitude		0	0	0	0	
		Crimes Against Property						
		Arson		5	1	1	0	
		Bribery		0	0	0	0	
		Burglary		49	10	6	5	
		Counterfeiting/Forgery		12	5	5	0	
		Destruction/Damage/Vandalism		132	15	6	2	
		Embezzlement		10	5	5	0	
		Extortion/Blackmail		0	0	0	0	
		Fraud - False Pretenses		76	29	17	0	
		Fraud - Credit Card/ATM		18	4	3	0	
		Fraud - Impersonation		18	8	7	0	
		Fraud - Welfare		0	0	0	0	
		Fraud - Wire		0	0	0	0	
		Fraud - Identity Theft		0	0	0	0	
		Fraud - Computer Hacking/Invasion		0	0	0	0	
		Robbery		1	0	0	0	
		Theft - Pocket-picking		0	0	0	0	
		Theft - Purse Snatching		2	0	0	0	
		Theft - Shoplifting		113	75	80	5	
		Theft From Building		81	18	12	5	
		Theft From Coin Machine		4	0	0	0	
		Theft From Motor Vehicle		34	1	0	0	
		Theft of Motor Vehicle Parts		43	1	1	0	
		Theft - All Other Larceny		103	16	18	0	
		Motor Vehicle Theft		35	13	12	0	
		Stolen Property Offenses		2	1	1	0	
		Crimes Against Society						
		Animal Cruelty		0	0	0	0	
		Drug/Narcotic Violations		203	166	143	11	
		Drug/Narcotic Equipment Violations		124	99	21	3	
		Gambling - Betting/Wagering		0	0	0	0	
		Gambling - Operating/Promoting		0	0	0	0	
		Gambling - Equipment Violations		0	0	0	0	
		Gambling - Sports Tampering		0	0	0	0	
		Pornography/Obscene Material		9	5	4	0	
		Prostitution		0	0	0	0	
		Prostitution Assisting/Promoting		0	0	0	0	
		Purchasing Prostitution		0	0	0	0	
		Weapon Law Violations		26	18	8	1	
		Total Group A Offenses		1,631	695	497	49	
Domestic Violence Victims								
Offense	Reported	Cleared						
Murder	1	1						
Aggravated Assault	28	21						
Simple Assault	126	65						
Intimidation	13	5						
Stalking	0	0						
Forcible Rape	1	0						
Forcible Sodomy	0	0						
Sexual Assault W/Object	0	0						
Forcible Fondling	3	1						
Incest	0	0						
Statutory Rape	0	0						
Kidnapping/Abduction	0	0						
Commercial Sex Acts	0	0						
Involuntary Servitude	0	0						
Total	172	93						
Group B Arrests								
Offense	Adult	Juvenile						
Bad Checks	0	0						
Curfew/Vagrancy	0	0						
Disorderly Conduct	6	0						
DUI	68	0						
Drunkenness	49	1						
Family-Non Violent	5	0						
Liquor Law Violations	3	0						
Peeping Tom	0	0						
Trespass	26	0						
All Other Offenses	83	11						
Total Group B	240	12						

Crime in Tennessee 2022

(*) Offenses are counted using the FBI Units of Count for Crime

(**) The 'Arrests' column shows arrests made for incidents during the selected period, regardless of arrest date. Arrest counts for the same period may change over time.

Tusculum Police Department - NIBRS Agency Crime Overview - 2022

2022 Population Estimate		3,025	Offenses (*)		Arrests (**)	
Offense Overview			Reported	Cleared	Adult	Juvenile
Group A Offenses						
Crimes Against Persons						
Offense Total	25	Murder	0	0	0	0
Number Cleared	5	Negligent Manslaughter	0	0	0	0
Percent Cleared	20.00%	Negligent Vehicular Manslaughter	0	0	0	0
Group A Crimes per 100,000 population	826.4	Kidnapping/Abduction	0	0	0	0
		Forcible Rape	1	0	0	0
		Forcible Sodomy	0	0	0	0
		Sexual Assault W/Object	0	0	0	0
		Forcible Fondling	0	0	0	0
		Incest	0	0	0	0
		Statutory Rape	0	0	0	0
		Aggravated Assault	0	0	0	0
		Simple Assault	3	2	1	0
		Intimidation	0	0	0	0
		Stalking	0	0	0	0
		Commercial Sex Acts	0	0	0	0
		Involuntary Servitude	0	0	0	0
		Crimes Against Property				
		Arson	0	0	0	0
		Bribery	0	0	0	0
		Burglary	0	0	0	0
		Counterfeiting/Forgery	0	0	0	0
		Destruction/Damage/Vandalism	4	0	0	0
		Embezzlement	0	0	0	0
		Extortion/Blackmail	0	0	0	0
		Fraud - False Pretenses	0	0	0	0
		Fraud - Credit Card/ATM	1	0	0	0
		Fraud - Impersonation	0	0	0	0
		Fraud - Welfare	0	0	0	0
		Fraud - Wire	0	0	0	0
		Fraud - Identity Theft	0	0	0	0
		Fraud - Computer Hacking/Invasion	0	0	0	0
		Robbery	0	0	0	0
		Theft - Pocket-picking	0	0	0	0
		Theft - Purse Snatching	0	0	0	0
		Theft - Shoplifting	1	0	0	0
		Theft From Building	2	0	0	0
		Theft From Coin Machine	0	0	0	0
		Theft From Motor Vehicle	0	0	0	0
		Theft of Motor Vehicle Parts	1	0	0	0
		Theft - All Other Larceny	6	0	0	0
		Motor Vehicle Theft	0	0	0	0
		Stolen Property Offenses	0	0	0	0
		Crimes Against Society				
		Animal Cruelty	0	0	0	0
		Drug/Narcotic Violations	3	2	1	0
		Drug/Narcotic Equipment Violations	3	1	0	0
		Gambling - Betting/Wagering	0	0	0	0
		Gambling - Operating/Promoting	0	0	0	0
		Gambling - Equipment Violations	0	0	0	0
		Gambling - Sports Tampering	0	0	0	0
		Pornography/Obscene Material	0	0	0	0
		Prostitution	0	0	0	0
		Prostitution Assisting/Promoting	0	0	0	0
		Purchasing Prostitution	0	0	0	0
		Weapon Law Violations	0	0	0	0
		Total Group A Offenses	25	5	2	0
Domestic Violence Victims						
Offense	Reported	Cleared				
Murder	0	0				
Aggravated Assault	0	0				
Simple Assault	3	2				
Intimidation	0	0				
Stalking	0	0				
Forcible Rape	0	0				
Forcible Sodomy	0	0				
Sexual Assault W/Object	0	0				
Forcible Fondling	0	0				
Incest	0	0				
Statutory Rape	0	0				
Kidnapping/Abduction	0	0				
Commercial Sex Acts	0	0				
Involuntary Servitude	0	0				
Total	3	2				
Group B Arrests						
Offense	Adult	Juvenile				
Bad Checks	0	0				
Curfew/Vagrancy	0	0				
Disorderly Conduct	0	0				
DUI	3	0				
Drunkenness	0	0				
Family-Non Violent	0	0				
Liquor Law Violations	0	0				
Peeping Tom	0	0				
Trespass	0	0				
All Other Offenses	7	0				
Total Group B	10	0				

Crime in Tennessee 2022

(*) Offenses are counted using the FBI Units of Count for Crime

(**) The 'Arrests' column shows arrests made for incidents during the selected period, regardless of arrest date. Arrest counts for the same period may change over time.

Unicoi Police Department - NIBRS Agency Crime Overview - 2022

2022 Population Estimate		3,763	Offenses (*)		Arrests (**)	
Offense Overview			Reported	Cleared	Adult	Juvenile
Group A Offenses						
Crimes Against Persons						
Offense Total	64	Murder	0	0	0	0
Number Cleared	41	Negligent Manslaughter	0	0	0	0
Percent Cleared	64.06%	Negligent Vehicular Manslaughter	0	0	0	0
Group A Crimes per 100,000 population	1,700.8	Kidnapping/Abduction	0	0	0	0
		Forcible Rape	0	0	0	0
		Forcible Sodomy	0	0	0	0
		Sexual Assault W/Object	0	0	0	0
		Forcible Fondling	1	1	1	0
Arrest Overview		Incest	0	0	0	0
Total Arrests	61	Statutory Rape	0	0	0	0
Adult Arrests	60	Aggravated Assault	10	9	4	0
Juvenile Arrests	1	Simple Assault	6	3	2	0
Unknown Age	0	Intimidation	0	0	0	0
Arrests per 100,000 population	1,621.0	Stalking	0	0	0	0
		Commercial Sex Acts	0	0	0	0
Average number offenses/incident	1.36	Involuntary Servitude	0	0	0	0
		Crimes Against Property				
Domestic Violence Victims			Arson	0	0	0
Offense	Reported	Cleared	Bribery	0	0	0
Murder	0	0	Burglary	2	0	0
Aggravated Assault	0	0	Counterfeiting/Forgery	1	1	1
Simple Assault	3	2	Destruction/Damage/Vandalism	8	4	1
Intimidation	0	0	Embezzlement	0	0	0
Stalking	0	0	Extortion/Blackmail	0	0	0
Forcible Rape	0	0	Fraud - False Pretenses	1	0	0
Forcible Sodomy	0	0	Fraud - Credit Card/ATM	0	0	0
Sexual Assault W/Object	0	0	Fraud - Impersonation	1	1	0
Forcible Fondling	0	0	Fraud - Welfare	0	0	0
Incest	0	0	Fraud - Wire	0	0	0
Statutory Rape	0	0	Fraud - Identity Theft	0	0	0
Kidnapping/Abduction	0	0	Fraud - Computer Hacking/Invasion	0	0	0
Commercial Sex Acts	0	0	Robbery	0	0	0
Involuntary Servitude	0	0	Theft - Pocket-picking	1	0	0
Total	3	2	Theft - Purse Snatching	0	0	0
			Theft - Shoplifting	6	5	3
Group B Arrests			Theft From Building	1	0	0
Offense	Adult	Juvenile	Theft From Coin Machine	0	0	0
Bad Checks	0	0	Theft From Motor Vehicle	2	0	0
Curfew/Vagrancy	0	0	Theft of Motor Vehicle Parts	3	0	0
Disorderly Conduct	0	0	Theft - All Other Larceny	0	0	0
DUI	3	0	Motor Vehicle Theft	1	0	0
Drunkenness	2	0	Stolen Property Offenses	0	0	0
Family-Non Violent	0	0	Crimes Against Society			
Liquor Law Violations	1	0	Animal Cruelty	0	0	0
Peeping Tom	0	0	Drug/Narcotic Violations	10	9	7
Trespass	0	0	Drug/Narcotic Equipment Violations	9	7	1
All Other Offenses	34	0	Gambling - Betting/Wagering	0	0	0
Total Group B	40	0	Gambling - Operating/Promoting	0	0	0
			Gambling - Equipment Violations	0	0	0
			Gambling - Sports Tampering	0	0	0
			Pornography/Obscene Material	0	0	0
			Prostitution	0	0	0
			Prostitution Assisting/Promoting	0	0	0
			Purchasing Prostitution	0	0	0
			Weapon Law Violations	1	1	0
			Total Group A Offenses	64	41	20
						1

Crime in Tennessee 2022

(*) Offenses are counted using the FBI Units of Count for Crime

(**) The 'Arrests' column shows arrests made for incidents during the selected period, regardless of arrest date. Arrest counts for the same period may change over time.

Union City Police Department - NIBRS Agency Crime Overview - 2022

2022 Population Estimate		10,996	Offenses (*)		Arrests (**)	
Offense Overview			Reported	Cleared	Adult	Juvenile
Group A Offenses						
Crimes Against Persons						
Offense Total	1,335	Murder	0	0	0	0
Number Cleared	752	Negligent Manslaughter	0	0	0	0
Percent Cleared	56.33%	Negligent Vehicular Manslaughter	0	0	0	0
Group A Crimes per 100,000 population	12,140.8	Kidnapping/Abduction	6	4	0	0
		Forcible Rape	8	3	2	1
		Forcible Sodomy	1	1	1	0
		Sexual Assault W/Object	0	0	0	0
		Forcible Fondling	4	0	0	0
		Incest	0	0	0	0
		Statutory Rape	0	0	0	0
		Aggravated Assault	85	59	45	2
		Simple Assault	179	123	96	6
		Intimidation	18	9	7	0
		Stalking	7	3	3	0
		Commercial Sex Acts	0	0	0	0
		Involuntary Servitude	0	0	0	0
		Crimes Against Property				
		Arson	1	1	1	0
		Bribery	0	0	0	0
		Burglary	53	14	13	1
		Counterfeiting/Forgery	35	14	7	0
		Destruction/Damage/Vandalism	98	31	18	3
		Embezzlement	5	4	4	0
		Extortion/Blackmail	0	0	0	0
		Fraud - False Pretenses	48	31	25	0
		Fraud - Credit Card/ATM	16	7	4	0
		Fraud - Impersonation	6	2	2	0
		Fraud - Welfare	0	0	0	0
		Fraud - Wire	1	0	0	0
		Fraud - Identity Theft	8	1	0	0
		Fraud - Computer Hacking/Invasion	0	0	0	0
		Robbery	1	0	0	0
		Theft - Pocket-picking	0	0	0	0
		Theft - Purse Snatching	0	0	0	0
		Theft - Shoplifting	95	67	78	0
		Theft From Building	7	2	2	0
		Theft From Coin Machine	0	0	0	0
		Theft From Motor Vehicle	63	11	5	4
		Theft of Motor Vehicle Parts	11	1	0	0
		Theft - All Other Larceny	182	31	37	5
		Motor Vehicle Theft	39	10	4	2
		Stolen Property Offenses	5	5	1	0
		Crimes Against Society				
		Animal Cruelty	16	4	5	0
		Drug/Narcotic Violations	193	185	174	1
		Drug/Narcotic Equipment Violations	103	100	17	1
		Gambling - Betting/Wagering	0	0	0	0
		Gambling - Operating/Promoting	0	0	0	0
		Gambling - Equipment Violations	0	0	0	0
		Gambling - Sports Tampering	0	0	0	0
		Pornography/Obscene Material	3	1	1	0
		Prostitution	0	0	0	0
		Prostitution Assisting/Promoting	0	0	0	0
		Purchasing Prostitution	0	0	0	0
		Weapon Law Violations	38	28	19	0
		Total Group A Offenses	1,335	752	571	26
Domestic Violence Victims						
Offense	Reported	Cleared				
Murder	0	0				
Aggravated Assault	27	21				
Simple Assault	121	96				
Intimidation	1	1				
Stalking	1	1				
Forcible Rape	2	2				
Forcible Sodomy	0	0				
Sexual Assault W/Object	0	0				
Forcible Fondling	0	0				
Incest	0	0				
Statutory Rape	0	0				
Kidnapping/Abduction	2	1				
Commercial Sex Acts	0	0				
Involuntary Servitude	0	0				
Total	154	122				
Group B Arrests						
Offense	Adult	Juvenile				
Bad Checks	0	0				
Curfew/Vagrancy	0	1				
Disorderly Conduct	4	4				
DUI	43	0				
Drunkenness	35	0				
Family-Non Violent	0	0				
Liquor Law Violations	22	0				
Peeping Tom	0	0				
Trespass	53	4				
All Other Offenses	209	11				
Total Group B	366	20				

Crime in Tennessee 2022

(*) Offenses are counted using the FBI Units of Count for Crime

(**) The 'Arrests' column shows arrests made for incidents during the selected period, regardless of arrest date. Arrest counts for the same period may change over time.

Vonore City Police Department - NIBRS Agency Crime Overview - 2022

2022 Population Estimate		1,600		Offenses (*)		Arrests (**)	
				Reported	Cleared	Adult	Juvenile
Offense Overview				Group A Offenses			
				Crimes Against Persons			
Offense Total	214	Murder		0	0	0	0
Number Cleared	120	Negligent Manslaughter		0	0	0	0
Percent Cleared	56.07%	Negligent Vehicular Manslaughter		0	0	0	0
Group A Crimes per 100,000 population	13,375.0	Kidnapping/Abduction		0	0	0	0
		Forcible Rape		0	0	0	0
		Forcible Sodomy		0	0	0	0
		Sexual Assault W/Object		0	0	0	0
		Forcible Fondling		3	0	0	0
		Incest		0	0	0	0
		Statutory Rape		0	0	0	0
		Aggravated Assault		15	8	6	0
		Simple Assault		35	21	12	0
		Intimidation		17	2	2	0
		Stalking		0	0	0	0
		Commercial Sex Acts		0	0	0	0
		Involuntary Servitude		0	0	0	0
		Crimes Against Property					
		Arson		0	0	0	0
		Bribery		0	0	0	0
		Burglary		8	1	1	0
		Counterfeiting/Forgery		3	1	1	0
		Destruction/Damage/Vandalism		8	1	0	0
		Embezzlement		0	0	0	0
		Extortion/Blackmail		0	0	0	0
		Fraud - False Pretenses		4	2	1	0
		Fraud - Credit Card/ATM		1	0	0	0
		Fraud - Impersonation		1	1	0	0
		Fraud - Welfare		0	0	0	0
		Fraud - Wire		0	0	0	0
		Fraud - Identity Theft		0	0	0	0
		Fraud - Computer Hacking/Invasion		0	0	0	0
		Robbery		1	0	0	0
		Theft - Pocket-picking		0	0	0	0
		Theft - Purse Snatching		0	0	0	0
		Theft - Shoplifting		19	11	10	0
		Theft From Building		6	1	1	0
		Theft From Coin Machine		0	0	0	0
		Theft From Motor Vehicle		1	0	0	0
		Theft of Motor Vehicle Parts		3	0	0	0
		Theft - All Other Larceny		11	1	1	0
		Motor Vehicle Theft		2	0	0	0
		Stolen Property Offenses		0	0	0	0
		Crimes Against Society					
		Animal Cruelty		0	0	0	0
		Drug/Narcotic Violations		39	35	34	0
		Drug/Narcotic Equipment Violations		34	33	10	0
		Gambling - Betting/Wagering		0	0	0	0
		Gambling - Operating/Promoting		0	0	0	0
		Gambling - Equipment Violations		0	0	0	0
		Gambling - Sports Tampering		0	0	0	0
		Pornography/Obscene Material		0	0	0	0
		Prostitution		0	0	0	0
		Prostitution Assisting/Promoting		0	0	0	0
		Purchasing Prostitution		0	0	0	0
		Weapon Law Violations		3	2	0	0
		Total Group A Offenses		214	120	79	0
Domestic Violence Victims							
Offense	Reported	Cleared					
Murder	0	0					
Aggravated Assault	2	2					
Simple Assault	11	6					
Intimidation	8	2					
Stalking	0	0					
Forcible Rape	0	0					
Forcible Sodomy	0	0					
Sexual Assault W/Object	0	0					
Forcible Fondling	1	0					
Incest	0	0					
Statutory Rape	0	0					
Kidnapping/Abduction	0	0					
Commercial Sex Acts	0	0					
Involuntary Servitude	0	0					
Total	22	10					
Group B Arrests							
Offense	Adult	Juvenile					
Bad Checks	0	0					
Curfew/Vagrancy	0	0					
Disorderly Conduct	3	0					
DUI	14	0					
Drunkenness	5	0					
Family-Non Violent	0	0					
Liquor Law Violations	0	0					
Peeping Tom	0	0					
Trespass	0	0					
All Other Offenses	2	0					
Total Group B	24	0					

Crime in Tennessee 2022

(*) Offenses are counted using the FBI Units of Count for Crime

(**) The 'Arrests' column shows arrests made for incidents during the selected period, regardless of arrest date. Arrest counts for the same period may change over time.

Wartrace Police Department - NIBRS Agency Crime Overview - 2022

2022 Population Estimate		674	Offenses (*)		Arrests (**)		
			Reported	Cleared	Adult	Juvenile	
Offense Overview			Group A Offenses				
			Crimes Against Persons				
Offense Total	0		Murder	0	0	0	0
Number Cleared	0		Negligent Manslaughter	0	0	0	0
Percent Cleared	0.00%		Negligent Vehicular Manslaughter	0	0	0	0
Group A Crimes per 100,000 population	0.0		Kidnapping/Abduction	0	0	0	0
			Forcible Rape	0	0	0	0
			Forcible Sodomy	0	0	0	0
			Sexual Assault W/Object	0	0	0	0
			Forcible Fondling	0	0	0	0
			Incest	0	0	0	0
Arrest Overview			Statutory Rape	0	0	0	0
Total Arrests	0		Aggravated Assault	0	0	0	0
Adult Arrests	0		Simple Assault	0	0	0	0
Juvenile Arrests	0		Intimidation	0	0	0	0
Unknown Age	0		Stalking	0	0	0	0
Arrests per 100,000 population	0.0		Commercial Sex Acts	0	0	0	0
			Involuntary Servitude	0	0	0	0
Average number offenses/incident	0.00		Crimes Against Property				
			Arson	0	0	0	0
			Bribery	0	0	0	0
			Burglary	0	0	0	0
			Counterfeiting/Forgery	0	0	0	0
			Destruction/Damage/Vandalism	0	0	0	0
			Embezzlement	0	0	0	0
			Extortion/Blackmail	0	0	0	0
			Fraud - False Pretenses	0	0	0	0
			Fraud - Credit Card/ATM	0	0	0	0
			Fraud - Impersonation	0	0	0	0
			Fraud - Welfare	0	0	0	0
			Fraud - Wire	0	0	0	0
			Fraud - Identity Theft	0	0	0	0
			Fraud - Computer Hacking/Invasion	0	0	0	0
			Robbery	0	0	0	0
			Theft - Pocket-picking	0	0	0	0
			Theft - Purse Snatching	0	0	0	0
			Theft - Shoplifting	0	0	0	0
			Theft From Building	0	0	0	0
			Theft From Coin Machine	0	0	0	0
			Theft From Motor Vehicle	0	0	0	0
			Theft of Motor Vehicle Parts	0	0	0	0
			Theft - All Other Larceny	0	0	0	0
			Motor Vehicle Theft	0	0	0	0
			Stolen Property Offenses	0	0	0	0
			Crimes Against Society				
			Animal Cruelty	0	0	0	0
			Drug/Narcotic Violations	0	0	0	0
			Drug/Narcotic Equipment Violations	0	0	0	0
			Gambling - Betting/Wagering	0	0	0	0
			Gambling - Operating/Promoting	0	0	0	0
			Gambling - Equipment Violations	0	0	0	0
			Gambling - Sports Tampering	0	0	0	0
			Pornography/Obscene Material	0	0	0	0
			Prostitution	0	0	0	0
			Prostitution Assisting/Promoting	0	0	0	0
			Purchasing Prostitution	0	0	0	0
			Weapon Law Violations	0	0	0	0
			Total Group A Offenses	0	0	0	0
Domestic Violence Victims							
Offense	Reported	Cleared					
Murder	0	0					
Aggravated Assault	0	0					
Simple Assault	0	0					
Intimidation	0	0					
Stalking	0	0					
Forcible Rape	0	0					
Forcible Sodomy	0	0					
Sexual Assault W/Object	0	0					
Forcible Fondling	0	0					
Incest	0	0					
Statutory Rape	0	0					
Kidnapping/Abduction	0	0					
Commercial Sex Acts	0	0					
Involuntary Servitude	0	0					
Total	0	0					
Group B Arrests							
Offense	Adult	Juvenile					
Bad Checks	0	0					
Curfew/Vagrancy	0	0					
Disorderly Conduct	0	0					
DUI	0	0					
Drunkenness	0	0					
Family-Non Violent	0	0					
Liquor Law Violations	0	0					
Peeping Tom	0	0					
Trespass	0	0					
All Other Offenses	0	0					
Total Group B	0	0					

Crime in Tennessee 2022

(*) Offenses are counted using the FBI Units of Count for Crime

(**) The 'Arrests' column shows arrests made for incidents during the selected period, regardless of arrest date. Arrest counts for the same period may change over time.

Watertown Police Department - NIBRS Agency Crime Overview - 2022

2022 Population Estimate		1,556		Offenses (*)		Arrests (**)		
Offense Overview		Group A Offenses		Reported	Cleared	Adult	Juvenile	
Offense Total	44	Crimes Against Persons						
Number Cleared	11	Murder		0	0	0	0	
Percent Cleared	25.00%	Negligent Manslaughter		0	0	0	0	
Group A Crimes per 100,000 population	2,827.8	Negligent Vehicular Manslaughter		0	0	0	0	
		Kidnapping/Abduction		0	0	0	0	
		Forcible Rape		0	0	0	0	
		Forcible Sodomy		0	0	0	0	
		Sexual Assault W/Object		0	0	0	0	
		Forcible Fondling		0	0	0	0	
		Incest		0	0	0	0	
		Statutory Rape		0	0	0	0	
		Aggravated Assault		5	0	0	0	
		Simple Assault		8	3	5	0	
		Intimidation		2	0	0	0	
		Stalking		0	0	0	0	
		Commercial Sex Acts		0	0	0	0	
		Involuntary Servitude		0	0	0	0	
		Crimes Against Property						
		Arson		0	0	0	0	
		Bribery		0	0	0	0	
		Burglary		2	0	0	0	
		Counterfeiting/Forgery		1	0	0	0	
		Destruction/Damage/Vandalism		7	0	0	0	
		Embezzlement		0	0	0	0	
		Extortion/Blackmail		0	0	0	0	
		Fraud - False Pretenses		1	0	0	0	
		Fraud - Credit Card/ATM		1	0	0	0	
		Fraud - Impersonation		0	0	0	0	
		Fraud - Welfare		0	0	0	0	
		Fraud - Wire		2	0	0	0	
		Fraud - Identity Theft		0	0	0	0	
		Fraud - Computer Hacking/Invasion		0	0	0	0	
		Robbery		0	0	0	0	
		Theft - Pocket-picking		0	0	0	0	
		Theft - Purse Snatching		0	0	0	0	
		Theft - Shoplifting		0	0	0	0	
		Theft From Building		0	0	0	0	
		Theft From Coin Machine		0	0	0	0	
		Theft From Motor Vehicle		1	0	0	0	
		Theft of Motor Vehicle Parts		1	0	0	0	
		Theft - All Other Larceny		4	0	0	0	
		Motor Vehicle Theft		0	0	0	0	
		Stolen Property Offenses		1	1	1	0	
		Crimes Against Society						
		Animal Cruelty		0	0	0	0	
		Drug/Narcotic Violations		7	6	3	1	
		Drug/Narcotic Equipment Violations		1	1	1	0	
		Gambling - Betting/Wagering		0	0	0	0	
		Gambling - Operating/Promoting		0	0	0	0	
		Gambling - Equipment Violations		0	0	0	0	
		Gambling - Sports Tampering		0	0	0	0	
		Pornography/Obscene Material		0	0	0	0	
		Prostitution		0	0	0	0	
		Prostitution Assisting/Promoting		0	0	0	0	
		Purchasing Prostitution		0	0	0	0	
		Weapon Law Violations		0	0	0	0	
		Total Group A Offenses		44	11	10	1	
Domestic Violence Victims								
Offense	Reported	Cleared						
Murder	0	0	Burglary		2	0	0	0
Aggravated Assault	0	0	Counterfeiting/Forgery		1	0	0	0
Simple Assault	2	1	Destruction/Damage/Vandalism		7	0	0	0
Intimidation	0	0	Embezzlement		0	0	0	0
Stalking	0	0	Extortion/Blackmail		0	0	0	0
Forcible Rape	0	0	Fraud - False Pretenses		1	0	0	0
Forcible Sodomy	0	0	Fraud - Credit Card/ATM		1	0	0	0
Sexual Assault W/Object	0	0	Fraud - Impersonation		0	0	0	0
Forcible Fondling	0	0	Fraud - Welfare		0	0	0	0
Incest	0	0	Fraud - Wire		2	0	0	0
Statutory Rape	0	0	Fraud - Identity Theft		0	0	0	0
Kidnapping/Abduction	0	0	Fraud - Computer Hacking/Invasion		0	0	0	0
Commercial Sex Acts	0	0	Robbery		0	0	0	0
Involuntary Servitude	0	0	Theft - Pocket-picking		0	0	0	0
Total	2	1	Theft - Purse Snatching		0	0	0	0
				Theft - Shoplifting		0	0	0
				Theft From Building		0	0	0
				Theft From Coin Machine		0	0	0
				Theft From Motor Vehicle		1	0	0
				Theft of Motor Vehicle Parts		1	0	0
				Theft - All Other Larceny		4	0	0
				Motor Vehicle Theft		0	0	0
				Stolen Property Offenses		1	1	0
				Crimes Against Society				
				Animal Cruelty		0	0	0
				Drug/Narcotic Violations		7	6	3
				Drug/Narcotic Equipment Violations		1	1	0
				Gambling - Betting/Wagering		0	0	0
				Gambling - Operating/Promoting		0	0	0
				Gambling - Equipment Violations		0	0	0
				Gambling - Sports Tampering		0	0	0
				Pornography/Obscene Material		0	0	0
				Prostitution		0	0	0
				Prostitution Assisting/Promoting		0	0	0
				Purchasing Prostitution		0	0	0
				Weapon Law Violations		0	0	0
				Total Group B		11	0	0

Crime in Tennessee 2022

(*) Offenses are counted using the FBI Units of Count for Crime

(**) The 'Arrests' column shows arrests made for incidents during the selected period, regardless of arrest date. Arrest counts for the same period may change over time.

Waverly Police Department - NIBRS Agency Crime Overview - 2022

2022 Population Estimate		4,342		Offenses (*)		Arrests (**)		
Offense Overview		Group A Offenses		Reported	Cleared	Adult	Juvenile	
Offense Total	335	Crimes Against Persons						
Number Cleared	242	Murder		0	0	0	0	
Percent Cleared	72.24%	Negligent Manslaughter		0	0	0	0	
Group A Crimes per 100,000 population	7,715.3	Negligent Vehicular Manslaughter		0	0	0	0	
		Kidnapping/Abduction		1	1	1	0	
		Forcible Rape		1	0	0	0	
		Forcible Sodomy		0	0	0	0	
		Sexual Assault W/Object		1	0	0	0	
		Forcible Fondling		0	0	0	0	
		Incest		0	0	0	0	
		Statutory Rape		1	0	0	0	
		Aggravated Assault		6	5	5	0	
		Simple Assault		30	23	20	0	
		Intimidation		2	0	0	0	
		Stalking		0	0	0	0	
		Commercial Sex Acts		0	0	0	0	
		Involuntary Servitude		0	0	0	0	
		Crimes Against Property						
		Arson		0	0	0	0	
		Bribery		0	0	0	0	
		Burglary		6	0	3	0	
		Counterfeiting/Forgery		5	2	2	0	
		Destruction/Damage/Vandalism		18	5	1	0	
		Embezzlement		3	3	3	0	
		Extortion/Blackmail		0	0	0	0	
		Fraud - False Pretenses		31	21	24	0	
		Fraud - Credit Card/ATM		4	0	0	0	
		Fraud - Impersonation		1	0	0	0	
		Fraud - Welfare		0	0	0	0	
		Fraud - Wire		0	0	0	0	
		Fraud - Identity Theft		0	0	0	0	
		Fraud - Computer Hacking/Invasion		0	0	0	0	
		Robbery		1	1	0	0	
		Theft - Pocket-picking		0	0	0	0	
		Theft - Purse Snatching		0	0	0	0	
		Theft - Shoplifting		6	4	2	0	
		Theft From Building		9	0	0	0	
		Theft From Coin Machine		0	0	0	0	
		Theft From Motor Vehicle		6	1	1	0	
		Theft of Motor Vehicle Parts		1	0	0	0	
		Theft - All Other Larceny		14	9	15	0	
		Motor Vehicle Theft		6	4	3	1	
		Stolen Property Offenses		0	0	0	0	
		Crimes Against Society						
		Animal Cruelty		1	1	1	0	
		Drug/Narcotic Violations		104	94	91	2	
		Drug/Narcotic Equipment Violations		72	63	26	0	
		Gambling - Betting/Wagering		0	0	0	0	
		Gambling - Operating/Promoting		0	0	0	0	
		Gambling - Equipment Violations		0	0	0	0	
		Gambling - Sports Tampering		0	0	0	0	
		Pornography/Obscene Material		0	0	0	0	
		Prostitution		0	0	0	0	
		Prostitution Assisting/Promoting		0	0	0	0	
		Purchasing Prostitution		0	0	0	0	
		Weapon Law Violations		5	5	4	0	
		Total Group A Offenses		335	242	202	3	
Domestic Violence Victims								
Offense	Reported	Cleared						
Murder	0	0						
Aggravated Assault	4	3						
Simple Assault	22	18						
Intimidation	1	0						
Stalking	0	0						
Forcible Rape	0	0						
Forcible Sodomy	0	0						
Sexual Assault W/Object	1	0						
Forcible Fondling	0	0						
Incest	0	0						
Statutory Rape	0	0						
Kidnapping/Abduction	0	0						
Commercial Sex Acts	0	0						
Involuntary Servitude	0	0						
Total	28	21						
Group B Arrests								
Offense	Adult	Juvenile						
Bad Checks	0	0						
Curfew/Vagrancy	0	0						
Disorderly Conduct	0	0						
DUI	9	0						
Drunkenness	9	0						
Family-Non Violent	0	0						
Liquor Law Violations	1	1						
Peeping Tom	0	0						
Trespass	5	0						
All Other Offenses	19	0						
Total Group B	43	1						

Crime in Tennessee 2022

(*) Offenses are counted using the FBI Units of Count for Crime

(**) The 'Arrests' column shows arrests made for incidents during the selected period, regardless of arrest date. Arrest counts for the same period may change over time.

Westmoreland Police Department - NIBRS Agency Crime Overview - 2022

2022 Population Estimate		2,740		Offenses (*)		Arrests (**)	
				Reported	Cleared	Adult	Juvenile
Offense Overview				Group A Offenses			
Crimes Against Persons				Crimes Against Persons			
Offense Total	84	Murder	0	0	0	0	
Number Cleared	75	Negligent Manslaughter	0	0	0	0	
Percent Cleared	89.29%	Negligent Vehicular Manslaughter	0	0	0	0	
Group A Crimes per 100,000 population	3,065.7	Kidnapping/Abduction	0	0	0	0	
		Forcible Rape	0	0	0	0	
		Forcible Sodomy	1	0	0	0	
		Sexual Assault W/Object	0	0	0	0	
		Forcible Fondling	1	0	0	0	
		Incest	0	0	0	0	
		Statutory Rape	0	0	0	0	
		Aggravated Assault	7	7	3	0	
		Simple Assault	13	13	12	0	
		Intimidation	0	0	0	0	
		Stalking	0	0	0	0	
		Commercial Sex Acts	0	0	0	0	
		Involuntary Servitude	0	0	0	0	
		Crimes Against Property					
		Arson	0	0	0	0	
		Bribery	0	0	0	0	
		Burglary	0	0	0	0	
		Counterfeiting/Forgery	1	0	0	0	
		Destruction/Damage/Vandalism	2	1	0	0	
		Embezzlement	0	0	0	0	
		Extortion/Blackmail	0	0	0	0	
		Fraud - False Pretenses	2	2	2	0	
		Fraud - Credit Card/ATM	0	0	0	0	
		Fraud - Impersonation	0	0	0	0	
		Fraud - Welfare	1	0	0	0	
		Fraud - Wire	0	0	0	0	
		Fraud - Identity Theft	0	0	0	0	
		Fraud - Computer Hacking/Invasion	0	0	0	0	
		Robbery	0	0	0	0	
		Theft - Pocket-picking	0	0	0	0	
		Theft - Purse Snatching	0	0	0	0	
		Theft - Shoplifting	0	0	0	0	
		Theft From Building	0	0	0	0	
		Theft From Coin Machine	0	0	0	0	
		Theft From Motor Vehicle	1	0	0	0	
		Theft of Motor Vehicle Parts	1	0	0	0	
		Theft - All Other Larceny	0	0	0	0	
		Motor Vehicle Theft	2	0	0	0	
		Stolen Property Offenses	0	0	0	0	
		Crimes Against Society					
		Animal Cruelty	0	0	0	0	
		Drug/Narcotic Violations	32	32	36	0	
		Drug/Narcotic Equipment Violations	20	20	5	0	
		Gambling - Betting/Wagering	0	0	0	0	
		Gambling - Operating/Promoting	0	0	0	0	
		Gambling - Equipment Violations	0	0	0	0	
		Gambling - Sports Tampering	0	0	0	0	
		Pornography/Obscene Material	0	0	0	0	
		Prostitution	0	0	0	0	
		Prostitution Assisting/Promoting	0	0	0	0	
		Purchasing Prostitution	0	0	0	0	
		Weapon Law Violations	0	0	0	0	
		Total Group A Offenses	84	75	58	0	
Domestic Violence Victims							
Offense	Reported	Cleared					
Murder	0	0					
Aggravated Assault	4	4					
Simple Assault	12	12					
Intimidation	0	0					
Stalking	0	0					
Forcible Rape	0	0					
Forcible Sodomy	1	0					
Sexual Assault W/Object	0	0					
Forcible Fondling	1	0					
Incest	0	0					
Statutory Rape	0	0					
Kidnapping/Abduction	0	0					
Commercial Sex Acts	0	0					
Involuntary Servitude	0	0					
Total	18	16					
Group B Arrests							
Offense	Adult	Juvenile					
Bad Checks	0	0					
Curfew/Vagrancy	0	0					
Disorderly Conduct	0	0					
DUI	8	0					
Drunkenness	1	0					
Family-Non Violent	0	0					
Liquor Law Violations	1	0					
Peeping Tom	0	0					
Trespass	0	0					
All Other Offenses	1	0					
Total Group B	11	0					

Crime in Tennessee 2022

(*) Offenses are counted using the FBI Units of Count for Crime

(**) The 'Arrests' column shows arrests made for incidents during the selected period, regardless of arrest date. Arrest counts for the same period may change over time.

White House Police Department - NIBRS Agency Crime Overview - 2022

2022 Population Estimate		14,290		Offenses (*)		Arrests (**)		
Offense Overview		Group A Offenses		Reported	Cleared	Adult	Juvenile	
Offense Total	825	Crimes Against Persons						
Number Cleared	460	Murder		0	0	0	0	
Percent Cleared	55.76%	Negligent Manslaughter		0	0	0	0	
Group A Crimes per 100,000 population	5,773.3	Negligent Vehicular Manslaughter		0	0	0	0	
		Kidnapping/Abduction		5	3	2	0	
		Forcible Rape		5	0	0	0	
		Forcible Sodomy		0	0	0	0	
		Sexual Assault W/Object		0	0	0	0	
		Forcible Fondling		3	0	0	0	
		Incest		0	0	0	0	
		Statutory Rape		1	0	0	0	
		Aggravated Assault		18	11	6	2	
		Simple Assault		96	43	39	1	
		Intimidation		35	5	3	0	
		Stalking		0	0	0	0	
		Commercial Sex Acts		0	0	0	0	
		Involuntary Servitude		0	0	0	0	
		Crimes Against Property						
		Arson		0	0	0	0	
		Bribery		0	0	0	0	
		Burglary		22	4	2	1	
		Counterfeiting/Forgery		12	6	4	0	
		Destruction/Damage/Vandalism		51	5	2	0	
		Embezzlement		4	2	2	0	
		Extortion/Blackmail		5	0	0	0	
		Fraud - False Pretenses		31	1	1	0	
		Fraud - Credit Card/ATM		11	0	0	0	
		Fraud - Impersonation		14	3	1	0	
		Fraud - Welfare		0	0	0	0	
		Fraud - Wire		0	0	0	0	
		Fraud - Identity Theft		0	0	0	0	
		Fraud - Computer Hacking/Invasion		0	0	0	0	
		Robbery		0	0	0	0	
		Theft - Pocket-picking		0	0	0	0	
		Theft - Purse Snatching		0	0	0	0	
		Theft - Shoplifting		93	59	58	2	
		Theft From Building		9	2	0	0	
		Theft From Coin Machine		0	0	0	0	
		Theft From Motor Vehicle		14	0	0	0	
		Theft of Motor Vehicle Parts		2	0	0	0	
		Theft - All Other Larceny		56	4	3	0	
		Motor Vehicle Theft		13	4	3	2	
		Stolen Property Offenses		6	3	3	0	
		Crimes Against Society						
		Animal Cruelty		0	0	0	0	
		Drug/Narcotic Violations		185	179	162	1	
		Drug/Narcotic Equipment Violations		119	114	24	1	
		Gambling - Betting/Wagering		0	0	0	0	
		Gambling - Operating/Promoting		0	0	0	0	
		Gambling - Equipment Violations		0	0	0	0	
		Gambling - Sports Tampering		0	0	0	0	
		Pornography/Obscene Material		2	0	0	0	
		Prostitution		0	0	0	0	
		Prostitution Assisting/Promoting		0	0	0	0	
		Purchasing Prostitution		0	0	0	0	
		Weapon Law Violations		13	12	11	0	
		Total Group A Offenses		825	460	326	10	
Domestic Violence Victims								
Offense	Reported	Cleared						
Murder	0	0						
Aggravated Assault	6	5						
Simple Assault	67	37						
Intimidation	3	2						
Stalking	0	0						
Forcible Rape	3	0						
Forcible Sodomy	0	0						
Sexual Assault W/Object	0	0						
Forcible Fondling	0	0						
Incest	0	0						
Statutory Rape	0	0						
Kidnapping/Abduction	0	0						
Commercial Sex Acts	0	0						
Involuntary Servitude	0	0						
Total	79	44						
Group B Arrests								
Offense	Adult	Juvenile						
Bad Checks	0	0						
Curfew/Vagrancy	0	0						
Disorderly Conduct	1	0						
DUI	38	0						
Drunkenness	26	0						
Family-Non Violent	0	0						
Liquor Law Violations	5	0						
Peeping Tom	0	0						
Trespass	5	0						
All Other Offenses	58	1						
Total Group B	133	1						

Crime in Tennessee 2022

(*) Offenses are counted using the FBI Units of Count for Crime

(**) The 'Arrests' column shows arrests made for incidents during the selected period, regardless of arrest date. Arrest counts for the same period may change over time.

Whiteville Police Department - NIBRS Agency Crime Overview - 2022

2022 Population Estimate		2,646		Offenses (*)		Arrests (**)	
				Reported	Cleared	Adult	Juvenile
Offense Overview				Group A Offenses			
Crimes Against Persons							
Offense Total	54	Murder	0	0	0	0	
Number Cleared	37	Negligent Manslaughter	0	0	0	0	
Percent Cleared	68.52%	Negligent Vehicular Manslaughter	0	0	0	0	
Group A Crimes per 100,000 population	2,040.8	Kidnapping/Abduction	0	0	0	0	
		Forcible Rape	0	0	0	0	
		Forcible Sodomy	0	0	0	0	
		Sexual Assault W/Object	0	0	0	0	
		Forcible Fondling	0	0	0	0	
		Incest	0	0	0	0	
Arrest Overview		Statutory Rape	0	0	0	0	
Total Arrests	33	Aggravated Assault	5	3	2	1	
Adult Arrests	26	Simple Assault	3	3	2	1	
Juvenile Arrests	7	Intimidation	1	0	0	0	
Unknown Age	0	Stalking	0	0	0	0	
Arrests per 100,000 population	1,247.2	Commercial Sex Acts	0	0	0	0	
		Involuntary Servitude	0	0	0	0	
Average number offenses/incident	1.29	Crimes Against Property					
		Arson	0	0	0	0	
		Bribery	0	0	0	0	
		Burglary	4	2	1	1	
		Counterfeiting/Forgery	0	0	0	0	
		Destruction/Damage/Vandalism	3	1	0	0	
		Embezzlement	0	0	0	0	
		Extortion/Blackmail	0	0	0	0	
		Fraud - False Pretenses	0	0	0	0	
		Fraud - Credit Card/ATM	1	0	0	0	
		Fraud - Impersonation	1	0	0	0	
		Fraud - Welfare	0	0	0	0	
		Fraud - Wire	0	0	0	0	
		Fraud - Identity Theft	0	0	0	0	
		Fraud - Computer Hacking/Invasion	0	0	0	0	
		Robbery	0	0	0	0	
		Theft - Pocket-picking	0	0	0	0	
		Theft - Purse Snatching	0	0	0	0	
		Theft - Shoplifting	4	1	0	1	
		Theft From Building	4	1	1	0	
		Theft From Coin Machine	1	0	0	0	
		Theft From Motor Vehicle	0	0	0	0	
		Theft of Motor Vehicle Parts	0	0	0	0	
		Theft - All Other Larceny	2	1	0	0	
		Motor Vehicle Theft	1	1	0	2	
		Stolen Property Offenses	0	0	0	0	
		Crimes Against Society					
		Animal Cruelty	0	0	0	0	
		Drug/Narcotic Violations	13	13	14	0	
		Drug/Narcotic Equipment Violations	6	6	2	0	
		Gambling - Betting/Wagering	0	0	0	0	
		Gambling - Operating/Promoting	0	0	0	0	
		Gambling - Equipment Violations	0	0	0	0	
		Gambling - Sports Tampering	0	0	0	0	
		Pornography/Obscene Material	0	0	0	0	
		Prostitution	0	0	0	0	
		Prostitution Assisting/Promoting	0	0	0	0	
		Purchasing Prostitution	0	0	0	0	
		Weapon Law Violations	5	5	0	1	
		Total Group A Offenses	54	37	22	7	
Domestic Violence Victims							
Offense	Reported	Cleared					
Murder	0	0					
Aggravated Assault	2	2					
Simple Assault	1	1					
Intimidation	0	0					
Stalking	0	0					
Forcible Rape	0	0					
Forcible Sodomy	0	0					
Sexual Assault W/Object	0	0					
Forcible Fondling	0	0					
Incest	0	0					
Statutory Rape	0	0					
Kidnapping/Abduction	0	0					
Commercial Sex Acts	0	0					
Involuntary Servitude	0	0					
Total	3	3					
Group B Arrests							
Offense	Adult	Juvenile					
Bad Checks	0	0					
Curfew/Vagrancy	0	0					
Disorderly Conduct	1	0					
DUI	0	0					
Drunkenness	0	0					
Family-Non Violent	0	0					
Liquor Law Violations	0	0					
Peeping Tom	0	0					
Trespass	0	0					
All Other Offenses	3	0					
Total Group B	4	0					

Crime in Tennessee 2022

(*) Offenses are counted using the FBI Units of Count for Crime

(**) The 'Arrests' column shows arrests made for incidents during the selected period, regardless of arrest date. Arrest counts for the same period may change over time.

Whitwell Police Department - NIBRS Agency Crime Overview - 2022

2022 Population Estimate		1,612	Offenses (*)		Arrests (**)		
Offense Overview			Reported	Cleared	Adult	Juvenile	
Group A Offenses							
Crimes Against Persons							
Offense Total	75		Murder	0	0	0	0
Number Cleared	22		Negligent Manslaughter	0	0	0	0
Percent Cleared	29.33%		Negligent Vehicular Manslaughter	0	0	0	0
Group A Crimes per 100,000 population	4,652.6		Kidnapping/Abduction	1	1	1	0
			Forcible Rape	0	0	0	0
			Forcible Sodomy	0	0	0	0
			Sexual Assault W/Object	0	0	0	0
			Forcible Fondling	2	0	0	0
			Incest	0	0	0	0
			Statutory Rape	0	0	0	0
			Aggravated Assault	4	3	1	0
			Simple Assault	12	6	4	0
			Intimidation	5	0	0	0
			Stalking	0	0	0	0
			Commercial Sex Acts	0	0	0	0
			Involuntary Servitude	0	0	0	0
			Crimes Against Property				
			Arson	0	0	0	0
			Bribery	0	0	0	0
			Burglary	5	0	0	0
			Counterfeiting/Forgery	2	1	3	0
			Destruction/Damage/Vandalism	7	1	1	0
			Embezzlement	0	0	0	0
			Extortion/Blackmail	0	0	0	0
			Fraud - False Pretenses	4	1	0	0
			Fraud - Credit Card/ATM	3	0	0	0
			Fraud - Impersonation	1	0	0	0
			Fraud - Welfare	0	0	0	0
			Fraud - Wire	3	0	0	0
			Fraud - Identity Theft	3	0	0	0
			Fraud - Computer Hacking/Invasion	0	0	0	0
			Robbery	0	0	0	0
			Theft - Pocket-picking	0	0	0	0
			Theft - Purse Snatching	0	0	0	0
			Theft - Shoplifting	1	1	1	0
			Theft From Building	2	0	0	0
			Theft From Coin Machine	0	0	0	0
			Theft From Motor Vehicle	1	0	0	0
			Theft of Motor Vehicle Parts	2	0	0	0
			Theft - All Other Larceny	5	1	1	0
			Motor Vehicle Theft	6	1	1	0
			Stolen Property Offenses	0	0	0	0
			Crimes Against Society				
			Animal Cruelty	0	0	0	0
			Drug/Narcotic Violations	4	4	3	0
			Drug/Narcotic Equipment Violations	2	2	1	0
			Gambling - Betting/Wagering	0	0	0	0
			Gambling - Operating/Promoting	0	0	0	0
			Gambling - Equipment Violations	0	0	0	0
			Gambling - Sports Tampering	0	0	0	0
			Pornography/Obscene Material	0	0	0	0
			Prostitution	0	0	0	0
			Prostitution Assisting/Promoting	0	0	0	0
			Purchasing Prostitution	0	0	0	0
			Weapon Law Violations	0	0	0	0
			Total Group A Offenses	75	22	17	0
Domestic Violence Victims							
Offense	Reported	Cleared					
Murder	0	0	Burglary	5	0	0	0
Aggravated Assault	0	0	Counterfeiting/Forgery	2	1	3	0
Simple Assault	5	3	Destruction/Damage/Vandalism	7	1	1	0
Intimidation	0	0	Embezzlement	0	0	0	0
Stalking	0	0	Extortion/Blackmail	0	0	0	0
Forcible Rape	0	0	Fraud - False Pretenses	4	1	0	0
Forcible Sodomy	0	0	Fraud - Credit Card/ATM	3	0	0	0
Sexual Assault W/Object	0	0	Fraud - Impersonation	1	0	0	0
Forcible Fondling	0	0	Fraud - Welfare	0	0	0	0
Incest	0	0	Fraud - Wire	3	0	0	0
Statutory Rape	0	0	Fraud - Identity Theft	3	0	0	0
Kidnapping/Abduction	0	0	Fraud - Computer Hacking/Invasion	0	0	0	0
Commercial Sex Acts	0	0	Robbery	0	0	0	0
Involuntary Servitude	0	0	Theft - Pocket-picking	0	0	0	0
Total	5	3	Theft - Purse Snatching	0	0	0	0
			Theft - Shoplifting	1	1	1	0
			Theft From Building	2	0	0	0
			Theft From Coin Machine	0	0	0	0
			Theft From Motor Vehicle	1	0	0	0
			Theft of Motor Vehicle Parts	2	0	0	0
			Theft - All Other Larceny	5	1	1	0
			Motor Vehicle Theft	6	1	1	0
			Stolen Property Offenses	0	0	0	0
			Group B Arrests				
Offense	Adult	Juvenile					
Bad Checks	0	0	Animal Cruelty	0	0	0	0
Curfew/Vagrancy	0	0	Drug/Narcotic Violations	4	4	3	0
Disorderly Conduct	3	0	Drug/Narcotic Equipment Violations	2	2	1	0
DUI	4	0	Gambling - Betting/Wagering	0	0	0	0
Drunkenness	0	0	Gambling - Operating/Promoting	0	0	0	0
Family-Non Violent	0	0	Gambling - Equipment Violations	0	0	0	0
Liquor Law Violations	0	0	Gambling - Sports Tampering	0	0	0	0
Peeping Tom	0	0	Pornography/Obscene Material	0	0	0	0
Trespass	3	0	Prostitution	0	0	0	0
All Other Offenses	4	0	Prostitution Assisting/Promoting	0	0	0	0
Total Group B	14	0	Purchasing Prostitution	0	0	0	0
			Weapon Law Violations	0	0	0	0

Crime in Tennessee 2022

(*) Offenses are counted using the FBI Units of Count for Crime

(**) The 'Arrests' column shows arrests made for incidents during the selected period, regardless of arrest date. Arrest counts for the same period may change over time.

Woodbury Police Department - NIBRS Agency Crime Overview - 2022

2022 Population Estimate		2,713	Offenses (*)		Arrests (**)	
Offense Overview			Reported	Cleared	Adult	Juvenile
Group A Offenses						
Crimes Against Persons						
Offense Total	115	Murder	0	0	0	0
Number Cleared	92	Negligent Manslaughter	0	0	0	0
Percent Cleared	80.00%	Negligent Vehicular Manslaughter	0	0	0	0
Group A Crimes per 100,000 population	4,238.8	Kidnapping/Abduction	0	0	0	0
		Forcible Rape	0	0	0	0
		Forcible Sodomy	0	0	0	0
		Sexual Assault W/Object	0	0	0	0
		Forcible Fondling	0	0	0	0
		Incest	0	0	0	0
		Statutory Rape	0	0	0	0
		Aggravated Assault	2	2	2	0
		Simple Assault	6	5	6	0
		Intimidation	0	0	0	0
		Stalking	0	0	0	0
		Commercial Sex Acts	0	0	0	0
		Involuntary Servitude	0	0	0	0
		Crimes Against Property				
		Arson	1	1	1	0
		Bribery	0	0	0	0
		Burglary	1	0	0	0
		Counterfeiting/Forgery	0	0	0	0
		Destruction/Damage/Vandalism	5	3	2	0
		Embezzlement	0	0	0	0
		Extortion/Blackmail	0	0	0	0
		Fraud - False Pretenses	5	3	3	0
		Fraud - Credit Card/ATM	2	1	1	0
		Fraud - Impersonation	0	0	0	0
		Fraud - Welfare	0	0	0	0
		Fraud - Wire	0	0	0	0
		Fraud - Identity Theft	0	0	0	0
		Fraud - Computer Hacking/Invasion	0	0	0	0
		Robbery	0	0	0	0
		Theft - Pocket-picking	0	0	0	0
		Theft - Purse Snatching	0	0	0	0
		Theft - Shoplifting	4	1	0	3
		Theft From Building	4	0	0	0
		Theft From Coin Machine	1	1	0	0
		Theft From Motor Vehicle	3	0	0	0
		Theft of Motor Vehicle Parts	0	0	0	0
		Theft - All Other Larceny	5	0	0	0
		Motor Vehicle Theft	0	0	0	0
		Stolen Property Offenses	0	0	0	0
		Crimes Against Society				
		Animal Cruelty	0	0	0	0
		Drug/Narcotic Violations	39	38	34	2
		Drug/Narcotic Equipment Violations	31	31	5	1
		Gambling - Betting/Wagering	0	0	0	0
		Gambling - Operating/Promoting	0	0	0	0
		Gambling - Equipment Violations	0	0	0	0
		Gambling - Sports Tampering	0	0	0	0
		Pornography/Obscene Material	0	0	0	0
		Prostitution	0	0	0	0
		Prostitution Assisting/Promoting	0	0	0	0
		Purchasing Prostitution	0	0	0	0
		Weapon Law Violations	6	6	5	0
		Total Group A Offenses	115	92	59	6
Domestic Violence Victims						
Offense	Reported	Cleared				
Murder	0	0				
Aggravated Assault	2	2				
Simple Assault	5	4				
Intimidation	0	0				
Stalking	0	0				
Forcible Rape	0	0				
Forcible Sodomy	0	0				
Sexual Assault W/Object	0	0				
Forcible Fondling	0	0				
Incest	0	0				
Statutory Rape	0	0				
Kidnapping/Abduction	0	0				
Commercial Sex Acts	0	0				
Involuntary Servitude	0	0				
Total	7	6				
Group B Arrests						
Offense	Adult	Juvenile				
Bad Checks	0	0				
Curfew/Vagrancy	0	0				
Disorderly Conduct	0	0				
DUI	12	0				
Drunkenness	8	0				
Family-Non Violent	0	0				
Liquor Law Violations	0	0				
Peeping Tom	0	0				
Trespass	4	0				
All Other Offenses	4	0				
Total Group B	28	0				

Crime in Tennessee 2022

(*) Offenses are counted using the FBI Units of Count for Crime

(**) The 'Arrests' column shows arrests made for incidents during the selected period, regardless of arrest date. Arrest counts for the same period may change over time.

CRIME IN TENNESSEE

2022



COLLEGES & UNIVERSITIES



Austin Peay State University - NIBRS Agency Crime Overview - 2022

2022 Population Estimate		7,614		Offenses (*)		Arrests (**)		
Offense Overview		Group A Offenses		Reported	Cleared	Adult	Juvenile	
Offense Total	107	Crimes Against Persons						
Number Cleared	66	Murder		0	0	0	0	
Percent Cleared	61.68%	Negligent Manslaughter		0	0	0	0	
Group A Crimes per 100,000 population	1,405.3	Negligent Vehicular Manslaughter		0	0	0	0	
		Kidnapping/Abduction		0	0	0	0	
		Forcible Rape		1	0	0	0	
		Forcible Sodomy		1	0	0	0	
		Sexual Assault W/Object		0	0	0	0	
		Forcible Fondling		0	0	0	0	
		Incest		0	0	0	0	
		Statutory Rape		0	0	0	0	
		Aggravated Assault		2	0	0	0	
		Simple Assault		11	10	8	0	
		Intimidation		1	0	0	0	
		Stalking		0	0	0	0	
		Commercial Sex Acts		0	0	0	0	
		Involuntary Servitude		0	0	0	0	
		Crimes Against Property						
		Arson		0	0	0	0	
		Bribery		0	0	0	0	
		Burglary		9	2	2	3	
		Counterfeiting/Forgery		0	0	0	0	
		Destruction/Damage/Vandalism		6	3	1	2	
		Embezzlement		0	0	0	0	
		Extortion/Blackmail		0	0	0	0	
		Fraud - False Pretenses		1	0	0	0	
		Fraud - Credit Card/ATM		1	0	0	0	
		Fraud - Impersonation		0	0	0	0	
		Fraud - Welfare		0	0	0	0	
		Fraud - Wire		0	0	0	0	
		Fraud - Identity Theft		0	0	0	0	
		Fraud - Computer Hacking/Invasion		0	0	0	0	
		Robbery		0	0	0	0	
		Theft - Pocket-picking		0	0	0	0	
		Theft - Purse Snatching		0	0	0	0	
		Theft - Shoplifting		0	0	0	0	
		Theft From Building		4	0	0	0	
		Theft From Coin Machine		0	0	0	0	
		Theft From Motor Vehicle		8	2	0	4	
		Theft of Motor Vehicle Parts		0	0	0	0	
		Theft - All Other Larceny		5	0	0	0	
		Motor Vehicle Theft		2	0	0	0	
		Stolen Property Offenses		0	0	0	0	
		Crimes Against Society						
		Animal Cruelty		0	0	0	0	
		Drug/Narcotic Violations		34	29	49	0	
		Drug/Narcotic Equipment Violations		19	19	8	0	
		Gambling - Betting/Wagering		0	0	0	0	
		Gambling - Operating/Promoting		0	0	0	0	
		Gambling - Equipment Violations		0	0	0	0	
		Gambling - Sports Tampering		0	0	0	0	
		Pornography/Obscene Material		0	0	0	0	
		Prostitution		0	0	0	0	
		Prostitution Assisting/Promoting		0	0	0	0	
		Purchasing Prostitution		0	0	0	0	
		Weapon Law Violations		2	1	1	0	
		Total Group A Offenses		107	66	69	9	
Domestic Violence Victims								
Offense	Reported	Cleared						
Murder	0	0						
Aggravated Assault	0	0						
Simple Assault	6	6						
Intimidation	0	0						
Stalking	0	0						
Forcible Rape	0	0						
Forcible Sodomy	0	0						
Sexual Assault W/Object	0	0						
Forcible Fondling	0	0						
Incest	0	0						
Statutory Rape	0	0						
Kidnapping/Abduction	0	0						
Commercial Sex Acts	0	0						
Involuntary Servitude	0	0						
Total	6	6						
Group B Arrests								
Offense	Adult	Juvenile						
Bad Checks	0	0						
Curfew/Vagrancy	0	0						
Disorderly Conduct	1	0						
DUI	14	0						
Drunkenness	3	0						
Family-Non Violent	0	0						
Liquor Law Violations	18	0						
Peeping Tom	0	0						
Trespass	8	1						
All Other Offenses	7	0						
Total Group B	51	1						

Crime in Tennessee 2022

(*) Offenses are counted using the FBI Units of Count for Crime

(**) The 'Arrests' column shows arrests made for incidents during the selected period, regardless of arrest date. Arrest counts for the same period may change over time.

Chattanooga State Community College - NIBRS Agency Crime Overview - 2022

2022 Population Estimate		8,750	Offenses (*)		Arrests (**)	
Offense Overview			Reported	Cleared	Adult	Juvenile
Group A Offenses						
Crimes Against Persons						
Offense Total	15	Murder	0	0	0	0
Number Cleared	0	Negligent Manslaughter	0	0	0	0
Percent Cleared	0.00%	Negligent Vehicular Manslaughter	0	0	0	0
Group A Crimes per 100,000 population	171.4	Kidnapping/Abduction	0	0	0	0
		Forcible Rape	1	0	0	0
		Forcible Sodomy	0	0	0	0
		Sexual Assault W/Object	0	0	0	0
		Forcible Fondling	0	0	0	0
		Incest	0	0	0	0
		Statutory Rape	0	0	0	0
		Aggravated Assault	0	0	0	0
		Simple Assault	0	0	0	0
		Intimidation	1	0	0	0
		Stalking	0	0	0	0
		Commercial Sex Acts	0	0	0	0
		Involuntary Servitude	0	0	0	0
		Crimes Against Property				
		Arson	0	0	0	0
		Bribery	0	0	0	0
		Burglary	0	0	0	0
		Counterfeiting/Forgery	0	0	0	0
		Destruction/Damage/Vandalism	2	0	0	0
		Embezzlement	0	0	0	0
		Extortion/Blackmail	0	0	0	0
		Fraud - False Pretenses	0	0	0	0
		Fraud - Credit Card/ATM	0	0	0	0
		Fraud - Impersonation	1	0	0	0
		Fraud - Welfare	0	0	0	0
		Fraud - Wire	0	0	0	0
		Fraud - Identity Theft	0	0	0	0
		Fraud - Computer Hacking/Invasion	0	0	0	0
		Robbery	0	0	0	0
		Theft - Pocket-picking	0	0	0	0
		Theft - Purse Snatching	0	0	0	0
		Theft - Shoplifting	0	0	0	0
		Theft From Building	0	0	0	0
		Theft From Coin Machine	0	0	0	0
		Theft From Motor Vehicle	2	0	0	0
		Theft of Motor Vehicle Parts	0	0	0	0
		Theft - All Other Larceny	7	0	0	0
		Motor Vehicle Theft	0	0	0	0
		Stolen Property Offenses	0	0	0	0
		Crimes Against Society				
		Animal Cruelty	0	0	0	0
		Drug/Narcotic Violations	1	0	0	0
		Drug/Narcotic Equipment Violations	0	0	0	0
		Gambling - Betting/Wagering	0	0	0	0
		Gambling - Operating/Promoting	0	0	0	0
		Gambling - Equipment Violations	0	0	0	0
		Gambling - Sports Tampering	0	0	0	0
		Pornography/Obscene Material	0	0	0	0
		Prostitution	0	0	0	0
		Prostitution Assisting/Promoting	0	0	0	0
		Purchasing Prostitution	0	0	0	0
		Weapon Law Violations	0	0	0	0
		Total Group A Offenses	15	0	0	0
Domestic Violence Victims						
Offense	Reported	Cleared				
Murder	0	0				
Aggravated Assault	0	0				
Simple Assault	0	0				
Intimidation	0	0				
Stalking	0	0				
Forcible Rape	0	0				
Forcible Sodomy	0	0				
Sexual Assault W/Object	0	0				
Forcible Fondling	0	0				
Incest	0	0				
Statutory Rape	0	0				
Kidnapping/Abduction	0	0				
Commercial Sex Acts	0	0				
Involuntary Servitude	0	0				
Total	0	0				
Group B Arrests						
Offense	Adult	Juvenile				
Bad Checks	0	0				
Curfew/Vagrancy	0	0				
Disorderly Conduct	0	0				
DUI	0	0				
Drunkenness	0	0				
Family-Non Violent	0	0				
Liquor Law Violations	0	0				
Peeping Tom	0	0				
Trespass	1	0				
All Other Offenses	0	0				
Total Group B	1	0				

Crime in Tennessee 2022

(*) Offenses are counted using the FBI Units of Count for Crime

(**) The 'Arrests' column shows arrests made for incidents during the selected period, regardless of arrest date. Arrest counts for the same period may change over time.

Christian Brothers University - Campus Police and Safety - NIBRS Agency Crime Overview - 2022

2022 Population Estimate		2,060	Offenses (*)		Arrests (**)	
Offense Overview			Reported	Cleared	Adult	Juvenile
Group A Offenses						
Crimes Against Persons						
Offense Total	0	Murder	0	0	0	0
Number Cleared	0	Negligent Manslaughter	0	0	0	0
Percent Cleared	0.00%	Negligent Vehicular Manslaughter	0	0	0	0
Group A Crimes per 100,000 population	0.0	Kidnapping/Abduction	0	0	0	0
		Forcible Rape	0	0	0	0
		Forcible Sodomy	0	0	0	0
		Sexual Assault W/Object	0	0	0	0
		Forcible Fondling	0	0	0	0
		Incest	0	0	0	0
		Statutory Rape	0	0	0	0
		Aggravated Assault	0	0	0	0
		Simple Assault	0	0	0	0
		Intimidation	0	0	0	0
		Stalking	0	0	0	0
		Commercial Sex Acts	0	0	0	0
		Involuntary Servitude	0	0	0	0
		Crimes Against Property				
		Arson	0	0	0	0
		Bribery	0	0	0	0
		Burglary	0	0	0	0
		Counterfeiting/Forgery	0	0	0	0
		Destruction/Damage/Vandalism	0	0	0	0
		Embezzlement	0	0	0	0
		Extortion/Blackmail	0	0	0	0
		Fraud - False Pretenses	0	0	0	0
		Fraud - Credit Card/ATM	0	0	0	0
		Fraud - Impersonation	0	0	0	0
		Fraud - Welfare	0	0	0	0
		Fraud - Wire	0	0	0	0
		Fraud - Identity Theft	0	0	0	0
		Fraud - Computer Hacking/Invasion	0	0	0	0
		Robbery	0	0	0	0
		Theft - Pocket-picking	0	0	0	0
		Theft - Purse Snatching	0	0	0	0
		Theft - Shoplifting	0	0	0	0
		Theft From Building	0	0	0	0
		Theft From Coin Machine	0	0	0	0
		Theft From Motor Vehicle	0	0	0	0
		Theft of Motor Vehicle Parts	0	0	0	0
		Theft - All Other Larceny	0	0	0	0
		Motor Vehicle Theft	0	0	0	0
		Stolen Property Offenses	0	0	0	0
		Crimes Against Society				
		Animal Cruelty	0	0	0	0
		Drug/Narcotic Violations	0	0	0	0
		Drug/Narcotic Equipment Violations	0	0	0	0
		Gambling - Betting/Wagering	0	0	0	0
		Gambling - Operating/Promoting	0	0	0	0
		Gambling - Equipment Violations	0	0	0	0
		Gambling - Sports Tampering	0	0	0	0
		Pornography/Obscene Material	0	0	0	0
		Prostitution	0	0	0	0
		Prostitution Assisting/Promoting	0	0	0	0
		Purchasing Prostitution	0	0	0	0
		Weapon Law Violations	0	0	0	0
		Total Group A Offenses	0	0	0	0
Domestic Violence Victims						
Offense	Reported	Cleared				
Murder	0	0	Burglary	0	0	0
Aggravated Assault	0	0	Counterfeiting/Forgery	0	0	0
Simple Assault	0	0	Destruction/Damage/Vandalism	0	0	0
Intimidation	0	0	Embezzlement	0	0	0
Stalking	0	0	Extortion/Blackmail	0	0	0
Forcible Rape	0	0	Fraud - False Pretenses	0	0	0
Forcible Sodomy	0	0	Fraud - Credit Card/ATM	0	0	0
Sexual Assault W/Object	0	0	Fraud - Impersonation	0	0	0
Forcible Fondling	0	0	Fraud - Welfare	0	0	0
Incest	0	0	Fraud - Wire	0	0	0
Statutory Rape	0	0	Fraud - Identity Theft	0	0	0
Kidnapping/Abduction	0	0	Fraud - Computer Hacking/Invasion	0	0	0
Commercial Sex Acts	0	0	Robbery	0	0	0
Involuntary Servitude	0	0	Theft - Pocket-picking	0	0	0
Total	0	0	Theft - Purse Snatching	0	0	0
			Theft - Shoplifting	0	0	0
			Theft From Building	0	0	0
			Theft From Coin Machine	0	0	0
			Theft From Motor Vehicle	0	0	0
			Theft of Motor Vehicle Parts	0	0	0
			Theft - All Other Larceny	0	0	0
			Motor Vehicle Theft	0	0	0
			Stolen Property Offenses	0	0	0
			Crimes Against Society			
			Animal Cruelty	0	0	0
			Drug/Narcotic Violations	0	0	0
			Drug/Narcotic Equipment Violations	0	0	0
			Gambling - Betting/Wagering	0	0	0
			Gambling - Operating/Promoting	0	0	0
			Gambling - Equipment Violations	0	0	0
			Gambling - Sports Tampering	0	0	0
			Pornography/Obscene Material	0	0	0
			Prostitution	0	0	0
			Prostitution Assisting/Promoting	0	0	0
			Purchasing Prostitution	0	0	0
			Weapon Law Violations	0	0	0
			Total Group B	0	0	0

Crime in Tennessee 2022

(*) Offenses are counted using the FBI Units of Count for Crime

(**) The 'Arrests' column shows arrests made for incidents during the selected period, regardless of arrest date. Arrest counts for the same period may change over time.

Cleveland State Community College - NIBRS Agency Crime Overview - 2022

2022 Population Estimate		2,298	Offenses (*)		Arrests (**)	
Offense Overview			Reported	Cleared	Adult	Juvenile
Group A Offenses						
Crimes Against Persons						
Offense Total	4	Murder	0	0	0	0
Number Cleared	1	Negligent Manslaughter	0	0	0	0
Percent Cleared	25.00%	Negligent Vehicular Manslaughter	0	0	0	0
Group A Crimes per 100,000 population	174.1	Kidnapping/Abduction	0	0	0	0
		Forcible Rape	0	0	0	0
		Forcible Sodomy	0	0	0	0
		Sexual Assault W/Object	0	0	0	0
		Forcible Fondling	0	0	0	0
		Incest	0	0	0	0
		Statutory Rape	0	0	0	0
		Aggravated Assault	0	0	0	0
		Simple Assault	1	1	1	0
		Intimidation	0	0	0	0
		Stalking	0	0	0	0
		Commercial Sex Acts	0	0	0	0
		Involuntary Servitude	0	0	0	0
		Crimes Against Property				
		Arson	0	0	0	0
		Bribery	0	0	0	0
		Burglary	0	0	0	0
		Counterfeiting/Forgery	0	0	0	0
		Destruction/Damage/Vandalism	2	0	0	0
		Embezzlement	0	0	0	0
		Extortion/Blackmail	0	0	0	0
		Fraud - False Pretenses	0	0	0	0
		Fraud - Credit Card/ATM	0	0	0	0
		Fraud - Impersonation	0	0	0	0
		Fraud - Welfare	0	0	0	0
		Fraud - Wire	0	0	0	0
		Fraud - Identity Theft	0	0	0	0
		Fraud - Computer Hacking/Invasion	0	0	0	0
		Robbery	0	0	0	0
		Theft - Pocket-picking	0	0	0	0
		Theft - Purse Snatching	0	0	0	0
		Theft - Shoplifting	0	0	0	0
		Theft From Building	1	0	0	0
		Theft From Coin Machine	0	0	0	0
		Theft From Motor Vehicle	0	0	0	0
		Theft of Motor Vehicle Parts	0	0	0	0
		Theft - All Other Larceny	0	0	0	0
		Motor Vehicle Theft	0	0	0	0
		Stolen Property Offenses	0	0	0	0
		Crimes Against Society				
		Animal Cruelty	0	0	0	0
		Drug/Narcotic Violations	0	0	0	0
		Drug/Narcotic Equipment Violations	0	0	0	0
		Gambling - Betting/Wagering	0	0	0	0
		Gambling - Operating/Promoting	0	0	0	0
		Gambling - Equipment Violations	0	0	0	0
		Gambling - Sports Tampering	0	0	0	0
		Pornography/Obscene Material	0	0	0	0
		Prostitution	0	0	0	0
		Prostitution Assisting/Promoting	0	0	0	0
		Purchasing Prostitution	0	0	0	0
		Weapon Law Violations	0	0	0	0
		Total Group A Offenses	4	1	1	0
Domestic Violence Victims						
Offense	Reported	Cleared				
Murder	0	0				
Aggravated Assault	0	0				
Simple Assault	1	1				
Intimidation	0	0				
Stalking	0	0				
Forcible Rape	0	0				
Forcible Sodomy	0	0				
Sexual Assault W/Object	0	0				
Forcible Fondling	0	0				
Incest	0	0				
Statutory Rape	0	0				
Kidnapping/Abduction	0	0				
Commercial Sex Acts	0	0				
Involuntary Servitude	0	0				
Total	1	1				
Group B Arrests						
Offense	Adult	Juvenile				
Bad Checks	0	0				
Curfew/Vagrancy	0	0				
Disorderly Conduct	0	0				
DUI	0	0				
Drunkenness	0	0				
Family-Non Violent	0	0				
Liquor Law Violations	0	0				
Peeping Tom	0	0				
Trespass	0	0				
All Other Offenses	0	0				
Total Group B	0	0				

Crime in Tennessee 2022

(*) Offenses are counted using the FBI Units of Count for Crime

(**) The 'Arrests' column shows arrests made for incidents during the selected period, regardless of arrest date. Arrest counts for the same period may change over time.

Columbia State Community College - NIBRS Agency Crime Overview - 2022

2022 Population Estimate		4,667	Offenses (*)		Arrests (**)		
Offense Overview			Reported	Cleared	Adult	Juvenile	
Group A Offenses							
Crimes Against Persons							
Offense Total	5	Murder	0	0	0	0	
Number Cleared	0	Negligent Manslaughter	0	0	0	0	
Percent Cleared	0.00%	Negligent Vehicular Manslaughter	0	0	0	0	
Group A Crimes per 100,000 population	107.1	Kidnapping/Abduction	0	0	0	0	
		Forcible Rape	0	0	0	0	
		Forcible Sodomy	0	0	0	0	
		Sexual Assault W/Object	0	0	0	0	
		Forcible Fondling	0	0	0	0	
		Incest	0	0	0	0	
Arrest Overview		Statutory Rape	0	0	0	0	
Total Arrests	1	Aggravated Assault	0	0	0	0	
Adult Arrests	1	Simple Assault	0	0	0	0	
Juvenile Arrests	0	Intimidation	0	0	0	0	
Unknown Age	0	Stalking	1	0	0	0	
Arrests per 100,000 population	21.4	Commercial Sex Acts	0	0	0	0	
		Involuntary Servitude	0	0	0	0	
Average number offenses/incident	1.00	Crimes Against Property					
Domestic Violence Victims							
Offense	Reported	Cleared	Arson	0	0	0	0
Murder	0	0	Bribery	0	0	0	0
Aggravated Assault	0	0	Burglary	1	0	0	0
Simple Assault	0	0	Counterfeiting/Forgery	0	0	0	0
Intimidation	0	0	Destruction/Damage/Vandalism	3	0	0	0
Stalking	0	0	Embezzlement	0	0	0	0
Forcible Rape	0	0	Extortion/Blackmail	0	0	0	0
Forcible Sodomy	0	0	Fraud - False Pretenses	0	0	0	0
Sexual Assault W/Object	0	0	Fraud - Credit Card/ATM	0	0	0	0
Forcible Fondling	0	0	Fraud - Impersonation	0	0	0	0
Incest	0	0	Fraud - Welfare	0	0	0	0
Statutory Rape	0	0	Fraud - Wire	0	0	0	0
Kidnapping/Abduction	0	0	Fraud - Identity Theft	0	0	0	0
Commercial Sex Acts	0	0	Fraud - Computer Hacking/Invasion	0	0	0	0
Involuntary Servitude	0	0	Robbery	0	0	0	0
Total	0	0	Theft - Pocket-picking	0	0	0	0
			Theft - Purse Snatching	0	0	0	0
			Theft - Shoplifting	0	0	0	0
			Theft From Building	0	0	0	0
			Theft From Coin Machine	0	0	0	0
			Theft From Motor Vehicle	0	0	0	0
			Theft of Motor Vehicle Parts	0	0	0	0
			Theft - All Other Larceny	0	0	0	0
			Motor Vehicle Theft	0	0	0	0
			Stolen Property Offenses	0	0	0	0
			Crimes Against Society				
			Animal Cruelty	0	0	0	0
			Drug/Narcotic Violations	0	0	0	0
			Drug/Narcotic Equipment Violations	0	0	0	0
			Gambling - Betting/Wagering	0	0	0	0
			Gambling - Operating/Promoting	0	0	0	0
			Gambling - Equipment Violations	0	0	0	0
			Gambling - Sports Tampering	0	0	0	0
			Pornography/Obscene Material	0	0	0	0
			Prostitution	0	0	0	0
			Prostitution Assisting/Promoting	0	0	0	0
			Purchasing Prostitution	0	0	0	0
			Weapon Law Violations	0	0	0	0
			Total Group A Offenses	5	0	0	0
Group B Arrests							
Offense	Adult	Juvenile					
Bad Checks	0	0					
Curfew/Vagrancy	0	0					
Disorderly Conduct	1	0					
DUI	0	0					
Drunkenness	0	0					
Family-Non Violent	0	0					
Liquor Law Violations	0	0					
Peeping Tom	0	0					
Trespass	0	0					
All Other Offenses	0	0					
Total Group B	1	0					

Crime in Tennessee 2022

(*) Offenses are counted using the FBI Units of Count for Crime

(**) The 'Arrests' column shows arrests made for incidents during the selected period, regardless of arrest date. Arrest counts for the same period may change over time.

Jackson State Community College - NIBRS Agency Crime Overview - 2022

2022 Population Estimate		3,699	Offenses (*)		Arrests (**)	
Offense Overview			Reported	Cleared	Adult	Juvenile
Group A Offenses						
Crimes Against Persons						
Offense Total	1	Murder	0	0	0	0
Number Cleared	0	Negligent Manslaughter	0	0	0	0
Percent Cleared	0.00%	Negligent Vehicular Manslaughter	0	0	0	0
Group A Crimes per 100,000 population	27.0	Kidnapping/Abduction	0	0	0	0
		Forcible Rape	0	0	0	0
		Forcible Sodomy	0	0	0	0
		Sexual Assault W/Object	0	0	0	0
		Forcible Fondling	0	0	0	0
		Incest	0	0	0	0
		Statutory Rape	0	0	0	0
		Aggravated Assault	0	0	0	0
		Simple Assault	1	0	0	0
		Intimidation	0	0	0	0
		Stalking	0	0	0	0
		Commercial Sex Acts	0	0	0	0
		Involuntary Servitude	0	0	0	0
		Crimes Against Property				
		Arson	0	0	0	0
		Bribery	0	0	0	0
		Burglary	0	0	0	0
		Counterfeiting/Forgery	0	0	0	0
		Destruction/Damage/Vandalism	0	0	0	0
		Embezzlement	0	0	0	0
		Extortion/Blackmail	0	0	0	0
		Fraud - False Pretenses	0	0	0	0
		Fraud - Credit Card/ATM	0	0	0	0
		Fraud - Impersonation	0	0	0	0
		Fraud - Welfare	0	0	0	0
		Fraud - Wire	0	0	0	0
		Fraud - Identity Theft	0	0	0	0
		Fraud - Computer Hacking/Invasion	0	0	0	0
		Robbery	0	0	0	0
		Theft - Pocket-picking	0	0	0	0
		Theft - Purse Snatching	0	0	0	0
		Theft - Shoplifting	0	0	0	0
		Theft From Building	0	0	0	0
		Theft From Coin Machine	0	0	0	0
		Theft From Motor Vehicle	0	0	0	0
		Theft of Motor Vehicle Parts	0	0	0	0
		Theft - All Other Larceny	0	0	0	0
		Motor Vehicle Theft	0	0	0	0
		Stolen Property Offenses	0	0	0	0
		Crimes Against Society				
		Animal Cruelty	0	0	0	0
		Drug/Narcotic Violations	0	0	0	0
		Drug/Narcotic Equipment Violations	0	0	0	0
		Gambling - Betting/Wagering	0	0	0	0
		Gambling - Operating/Promoting	0	0	0	0
		Gambling - Equipment Violations	0	0	0	0
		Gambling - Sports Tampering	0	0	0	0
		Pornography/Obscene Material	0	0	0	0
		Prostitution	0	0	0	0
		Prostitution Assisting/Promoting	0	0	0	0
		Purchasing Prostitution	0	0	0	0
		Weapon Law Violations	0	0	0	0
		Total Group A Offenses	1	0	0	0
Domestic Violence Victims						
Offense	Reported	Cleared				
Murder	0	0	Burglary	0	0	0
Aggravated Assault	0	0	Counterfeiting/Forgery	0	0	0
Simple Assault	0	0	Destruction/Damage/Vandalism	0	0	0
Intimidation	0	0	Embezzlement	0	0	0
Stalking	0	0	Extortion/Blackmail	0	0	0
Forcible Rape	0	0	Fraud - False Pretenses	0	0	0
Forcible Sodomy	0	0	Fraud - Credit Card/ATM	0	0	0
Sexual Assault W/Object	0	0	Fraud - Impersonation	0	0	0
Forcible Fondling	0	0	Fraud - Welfare	0	0	0
Incest	0	0	Fraud - Wire	0	0	0
Statutory Rape	0	0	Fraud - Identity Theft	0	0	0
Kidnapping/Abduction	0	0	Fraud - Computer Hacking/Invasion	0	0	0
Commercial Sex Acts	0	0	Robbery	0	0	0
Involuntary Servitude	0	0	Theft - Pocket-picking	0	0	0
Total	0	0	Theft - Purse Snatching	0	0	0
			Theft - Shoplifting	0	0	0
			Theft From Building	0	0	0
			Theft From Coin Machine	0	0	0
			Theft From Motor Vehicle	0	0	0
			Theft of Motor Vehicle Parts	0	0	0
			Theft - All Other Larceny	0	0	0
			Motor Vehicle Theft	0	0	0
			Stolen Property Offenses	0	0	0
			Crimes Against Society			
			Animal Cruelty	0	0	0
			Drug/Narcotic Violations	0	0	0
			Drug/Narcotic Equipment Violations	0	0	0
			Gambling - Betting/Wagering	0	0	0
			Gambling - Operating/Promoting	0	0	0
			Gambling - Equipment Violations	0	0	0
			Gambling - Sports Tampering	0	0	0
			Pornography/Obscene Material	0	0	0
			Prostitution	0	0	0
			Prostitution Assisting/Promoting	0	0	0
			Purchasing Prostitution	0	0	0
			Weapon Law Violations	0	0	0
			Total Group A Offenses	1	0	0
Group B Arrests						
Offense	Adult	Juvenile				
Bad Checks	0	0				
Curfew/Vagrancy	0	0				
Disorderly Conduct	0	0				
DUI	0	0				
Drunkenness	0	0				
Family-Non Violent	0	0				
Liquor Law Violations	0	0				
Peeping Tom	0	0				
Trespass	0	0				
All Other Offenses	0	0				
Total Group B	0	0				

Crime in Tennessee 2022

(*) Offenses are counted using the FBI Units of Count for Crime

(**) The 'Arrests' column shows arrests made for incidents during the selected period, regardless of arrest date. Arrest counts for the same period may change over time.

Lincoln Memorial University - NIBRS Agency Crime Overview - 2022

2022 Population Estimate		5,631	Offenses (*)		Arrests (**)	
Offense Overview			Reported	Cleared	Adult	Juvenile
Group A Offenses						
Crimes Against Persons						
Offense Total	7	Murder	0	0	0	0
Number Cleared	2	Negligent Manslaughter	0	0	0	0
Percent Cleared	28.57%	Negligent Vehicular Manslaughter	0	0	0	0
Group A Crimes per 100,000 population	124.3	Kidnapping/Abduction	0	0	0	0
		Forcible Rape	0	0	0	0
		Forcible Sodomy	0	0	0	0
		Sexual Assault W/Object	0	0	0	0
		Forcible Fondling	0	0	0	0
		Incest	0	0	0	0
Arrest Overview		Statutory Rape	0	0	0	0
Total Arrests	2	Aggravated Assault	0	0	0	0
Adult Arrests	2	Simple Assault	1	1	1	0
Juvenile Arrests	0	Intimidation	1	0	0	0
Unknown Age	0	Stalking	0	0	0	0
Arrests per 100,000 population	35.5	Commercial Sex Acts	0	0	0	0
		Involuntary Servitude	0	0	0	0
Average number offenses/incident	1.00	Crimes Against Property				
		Arson	0	0	0	0
Domestic Violence Victims		Bribery	0	0	0	0
Offense	Reported	Cleared	Burglary	1	0	0
Murder	0	0	Counterfeiting/Forgery	0	0	0
Aggravated Assault	0	0	Destruction/Damage/Vandalism	1	1	1
Simple Assault	0	0	Embezzlement	0	0	0
Intimidation	0	0	Extortion/Blackmail	1	0	0
Stalking	0	0	Fraud - False Pretenses	0	0	0
Forcible Rape	0	0	Fraud - Credit Card/ATM	0	0	0
Forcible Sodomy	0	0	Fraud - Impersonation	0	0	0
Sexual Assault W/Object	0	0	Fraud - Welfare	0	0	0
Forcible Fondling	0	0	Fraud - Wire	0	0	0
Incest	0	0	Fraud - Identity Theft	0	0	0
Statutory Rape	0	0	Fraud - Computer Hacking/Invasion	0	0	0
Kidnapping/Abduction	0	0	Robbery	0	0	0
Commercial Sex Acts	0	0	Theft - Pocket-picking	0	0	0
Involuntary Servitude	0	0	Theft - Purse Snatching	0	0	0
Total	0	0	Theft - Shoplifting	0	0	0
			Theft From Building	0	0	0
Group B Arrests			Theft From Coin Machine	0	0	0
Offense	Adult	Juvenile	Theft From Motor Vehicle	0	0	0
Bad Checks	0	0	Theft of Motor Vehicle Parts	0	0	0
Curfew/Vagrancy	0	0	Theft - All Other Larceny	1	0	0
Disorderly Conduct	0	0	Motor Vehicle Theft	0	0	0
DUI	0	0	Stolen Property Offenses	0	0	0
Drunkenness	0	0	Crimes Against Society			
Family-Non Violent	0	0	Animal Cruelty	0	0	0
Liquor Law Violations	0	0	Drug/Narcotic Violations	1	0	0
Peeping Tom	0	0	Drug/Narcotic Equipment Violations	0	0	0
Trespass	0	0	Gambling - Betting/Wagering	0	0	0
All Other Offenses	0	0	Gambling - Operating/Promoting	0	0	0
Total Group B	0	0	Gambling - Equipment Violations	0	0	0
			Gambling - Sports Tampering	0	0	0
			Pornography/Obscene Material	0	0	0
			Prostitution	0	0	0
			Prostitution Assisting/Promoting	0	0	0
			Purchasing Prostitution	0	0	0
			Weapon Law Violations	0	0	0
			Total Group A Offenses	7	2	2

Crime in Tennessee 2022

(*) Offenses are counted using the FBI Units of Count for Crime

(**) The 'Arrests' column shows arrests made for incidents during the selected period, regardless of arrest date. Arrest counts for the same period may change over time.

Middle Tennessee State University - NIBRS Agency Crime Overview - 2022

2022 Population Estimate		22,329		Offenses (*)		Arrests (**)		
Offense Overview		Group A Offenses		Reported	Cleared	Adult	Juvenile	
Offense Total	262	Crimes Against Persons						
Number Cleared	161	Murder		1	1	0	1	
Percent Cleared	61.45%	Negligent Manslaughter		0	0	0	0	
Group A Crimes per 100,000 population	1,173.4	Negligent Vehicular Manslaughter		0	0	0	0	
		Kidnapping/Abduction		0	0	0	0	
		Forcible Rape		1	0	0	0	
		Forcible Sodomy		0	0	0	0	
		Sexual Assault W/Object		0	0	0	0	
		Forcible Fondling		0	0	0	0	
		Incest		0	0	0	0	
		Statutory Rape		0	0	0	0	
		Aggravated Assault		1	1	0	0	
		Simple Assault		18	12	10	0	
		Intimidation		10	1	1	0	
		Stalking		1	1	1	0	
		Commercial Sex Acts		0	0	0	0	
		Involuntary Servitude		0	0	0	0	
		Crimes Against Property						
		Arson		0	0	0	0	
		Bribery		0	0	0	0	
		Burglary		1	0	0	0	
		Counterfeiting/Forgery		0	0	0	0	
		Destruction/Damage/Vandalism		34	10	8	0	
		Embezzlement		0	0	0	0	
		Extortion/Blackmail		4	1	0	0	
		Fraud - False Pretenses		0	0	0	0	
		Fraud - Credit Card/ATM		2	2	2	0	
		Fraud - Impersonation		0	0	0	0	
		Fraud - Welfare		0	0	0	0	
		Fraud - Wire		9	1	1	0	
		Fraud - Identity Theft		0	0	0	0	
		Fraud - Computer Hacking/Invasion		0	0	0	0	
		Robbery		0	0	0	0	
		Theft - Pocket-picking		0	0	0	0	
		Theft - Purse Snatching		0	0	0	0	
		Theft - Shoplifting		1	0	0	0	
		Theft From Building		33	10	9	0	
		Theft From Coin Machine		0	0	0	0	
		Theft From Motor Vehicle		3	2	1	0	
		Theft of Motor Vehicle Parts		2	0	0	0	
		Theft - All Other Larceny		23	11	10	0	
		Motor Vehicle Theft		2	2	2	0	
		Stolen Property Offenses		2	2	1	0	
		Crimes Against Society						
		Animal Cruelty		0	0	0	0	
		Drug/Narcotic Violations		65	60	61	4	
		Drug/Narcotic Equipment Violations		40	37	10	0	
		Gambling - Betting/Wagering		0	0	0	0	
		Gambling - Operating/Promoting		0	0	0	0	
		Gambling - Equipment Violations		0	0	0	0	
		Gambling - Sports Tampering		0	0	0	0	
		Pornography/Obscene Material		0	0	0	0	
		Prostitution		0	0	0	0	
		Prostitution Assisting/Promoting		0	0	0	0	
		Purchasing Prostitution		0	0	0	0	
		Weapon Law Violations		9	7	1	0	
		Total Group A Offenses		262	161	118	5	
Domestic Violence Victims								
Offense	Reported	Cleared						
Murder	0	0						
Aggravated Assault	0	0						
Simple Assault	8	8						
Intimidation	0	0						
Stalking	0	0						
Forcible Rape	0	0						
Forcible Sodomy	0	0						
Sexual Assault W/Object	0	0						
Forcible Fondling	0	0						
Incest	0	0						
Statutory Rape	0	0						
Kidnapping/Abduction	0	0						
Commercial Sex Acts	0	0						
Involuntary Servitude	0	0						
Total	8	8						
Group B Arrests								
Offense	Adult	Juvenile						
Bad Checks	0	0						
Curfew/Vagrancy	0	0						
Disorderly Conduct	0	0						
DUI	8	0						
Drunkenness	4	0						
Family-Non Violent	0	0						
Liquor Law Violations	6	0						
Peeping Tom	0	0						
Trespass	0	0						
All Other Offenses	6	0						
Total Group B	24	0						

Crime in Tennessee 2022

(*) Offenses are counted using the FBI Units of Count for Crime

(**) The 'Arrests' column shows arrests made for incidents during the selected period, regardless of arrest date. Arrest counts for the same period may change over time.

Motlow State Community College - NIBRS Agency Crime Overview - 2022

2022 Population Estimate		5,935	Offenses (*)		Arrests (**)	
Offense Overview			Reported	Cleared	Adult	Juvenile
Group A Offenses						
Crimes Against Persons						
Offense Total	2		0	0	0	0
Number Cleared	1		0	0	0	0
Percent Cleared	50.00%		0	0	0	0
Group A Crimes per 100,000 population	33.7		0	0	0	0
Arrest Overview						
Total Arrests	1		0	0	0	0
Adult Arrests	1		0	0	0	0
Juvenile Arrests	0		0	0	0	0
Unknown Age	0		0	0	0	0
Arrests per 100,000 population	16.8		1	0	0	0
Average number offenses/incident	1.00		0	0	0	0
Domestic Violence Victims						
Offense	Reported	Cleared	Crimes Against Property			
Murder	0	0	Arson	0	0	0
Aggravated Assault	0	0	Bribery	0	0	0
Simple Assault	0	0	Burglary	0	0	0
Intimidation	0	0	Counterfeiting/Forgery	0	0	0
Stalking	0	0	Destruction/Damage/Vandalism	0	0	0
Forcible Rape	0	0	Embezzlement	0	0	0
Forcible Sodomy	0	0	Extortion/Blackmail	0	0	0
Sexual Assault W/Object	0	0	Fraud - False Pretenses	0	0	0
Forcible Fondling	0	0	Fraud - Credit Card/ATM	0	0	0
Incest	0	0	Fraud - Impersonation	0	0	0
Statutory Rape	0	0	Fraud - Welfare	0	0	0
Kidnapping/Abduction	0	0	Fraud - Wire	0	0	0
Commercial Sex Acts	0	0	Fraud - Identity Theft	0	0	0
Involuntary Servitude	0	0	Fraud - Computer Hacking/Invasion	0	0	0
Total	0	0	Robbery	0	0	0
Group B Arrests			Theft - Pocket-picking	0	0	0
Offense	Adult	Juvenile	Theft - Purse Snatching	0	0	0
Bad Checks	0	0	Theft - Shoplifting	0	0	0
Curfew/Vagrancy	0	0	Theft From Building	0	0	0
Disorderly Conduct	0	0	Theft From Coin Machine	0	0	0
DUI	0	0	Theft From Motor Vehicle	0	0	0
Drunkenness	0	0	Theft of Motor Vehicle Parts	1	1	1
Family-Non Violent	0	0	Theft - All Other Larceny	0	0	0
Liquor Law Violations	0	0	Motor Vehicle Theft	0	0	0
Peeping Tom	0	0	Stolen Property Offenses	0	0	0
Trespass	0	0	Crimes Against Society			
All Other Offenses	0	0	Animal Cruelty	0	0	0
Total Group B	0	0	Drug/Narcotic Violations	0	0	0
			Drug/Narcotic Equipment Violations	0	0	0
			Gambling - Betting/Wagering	0	0	0
			Gambling - Operating/Promoting	0	0	0
			Gambling - Equipment Violations	0	0	0
			Gambling - Sports Tampering	0	0	0
			Pornography/Obscene Material	0	0	0
			Prostitution	0	0	0
			Prostitution Assisting/Promoting	0	0	0
			Purchasing Prostitution	0	0	0
			Weapon Law Violations	0	0	0
			Total Group A Offenses	2	1	1

Crime in Tennessee 2022

(*) Offenses are counted using the FBI Units of Count for Crime

(**) The 'Arrests' column shows arrests made for incidents during the selected period, regardless of arrest date. Arrest counts for the same period may change over time.

Nashville State Community College - NIBRS Agency Crime Overview - 2022

2022 Population Estimate		4,415	Offenses (*)		Arrests (**)	
Offense Overview			Reported	Cleared	Adult	Juvenile
Group A Offenses						
Crimes Against Persons						
Offense Total	2	Murder	0	0	0	0
Number Cleared	0	Negligent Manslaughter	0	0	0	0
Percent Cleared	0.00%	Negligent Vehicular Manslaughter	0	0	0	0
Group A Crimes per 100,000 population	45.3	Kidnapping/Abduction	0	0	0	0
		Forcible Rape	0	0	0	0
		Forcible Sodomy	0	0	0	0
		Sexual Assault W/Object	0	0	0	0
		Forcible Fondling	0	0	0	0
		Incest	0	0	0	0
		Statutory Rape	0	0	0	0
		Aggravated Assault	0	0	0	0
		Simple Assault	0	0	0	0
		Intimidation	0	0	0	0
		Stalking	0	0	0	0
		Commercial Sex Acts	0	0	0	0
		Involuntary Servitude	0	0	0	0
		Crimes Against Property				
		Arson	0	0	0	0
		Bribery	0	0	0	0
		Burglary	0	0	0	0
		Counterfeiting/Forgery	0	0	0	0
		Destruction/Damage/Vandalism	0	0	0	0
		Embezzlement	0	0	0	0
		Extortion/Blackmail	0	0	0	0
		Fraud - False Pretenses	0	0	0	0
		Fraud - Credit Card/ATM	0	0	0	0
		Fraud - Impersonation	0	0	0	0
		Fraud - Welfare	0	0	0	0
		Fraud - Wire	0	0	0	0
		Fraud - Identity Theft	0	0	0	0
		Fraud - Computer Hacking/Invasion	0	0	0	0
		Robbery	0	0	0	0
		Theft - Pocket-picking	0	0	0	0
		Theft - Purse Snatching	0	0	0	0
		Theft - Shoplifting	0	0	0	0
		Theft From Building	0	0	0	0
		Theft From Coin Machine	0	0	0	0
		Theft From Motor Vehicle	0	0	0	0
		Theft of Motor Vehicle Parts	1	0	0	0
		Theft - All Other Larceny	1	0	0	0
		Motor Vehicle Theft	0	0	0	0
		Stolen Property Offenses	0	0	0	0
		Crimes Against Society				
		Animal Cruelty	0	0	0	0
		Drug/Narcotic Violations	0	0	0	0
		Drug/Narcotic Equipment Violations	0	0	0	0
		Gambling - Betting/Wagering	0	0	0	0
		Gambling - Operating/Promoting	0	0	0	0
		Gambling - Equipment Violations	0	0	0	0
		Gambling - Sports Tampering	0	0	0	0
		Pornography/Obscene Material	0	0	0	0
		Prostitution	0	0	0	0
		Prostitution Assisting/Promoting	0	0	0	0
		Purchasing Prostitution	0	0	0	0
		Weapon Law Violations	0	0	0	0
		Total Group A Offenses	2	0	0	0
Domestic Violence Victims						
Offense	Reported	Cleared				
Murder	0	0	Burglary	0	0	0
Aggravated Assault	0	0	Counterfeiting/Forgery	0	0	0
Simple Assault	0	0	Destruction/Damage/Vandalism	0	0	0
Intimidation	0	0	Embezzlement	0	0	0
Stalking	0	0	Extortion/Blackmail	0	0	0
Forcible Rape	0	0	Fraud - False Pretenses	0	0	0
Forcible Sodomy	0	0	Fraud - Credit Card/ATM	0	0	0
Sexual Assault W/Object	0	0	Fraud - Impersonation	0	0	0
Forcible Fondling	0	0	Fraud - Welfare	0	0	0
Incest	0	0	Fraud - Wire	0	0	0
Statutory Rape	0	0	Fraud - Identity Theft	0	0	0
Kidnapping/Abduction	0	0	Fraud - Computer Hacking/Invasion	0	0	0
Commercial Sex Acts	0	0	Robbery	0	0	0
Involuntary Servitude	0	0	Theft - Pocket-picking	0	0	0
Total	0	0	Theft - Purse Snatching	0	0	0
			Theft - Shoplifting	0	0	0
			Theft From Building	0	0	0
			Theft From Coin Machine	0	0	0
			Theft From Motor Vehicle	0	0	0
			Theft of Motor Vehicle Parts	1	0	0
			Theft - All Other Larceny	1	0	0
			Motor Vehicle Theft	0	0	0
			Stolen Property Offenses	0	0	0
			Crimes Against Society			
			Animal Cruelty	0	0	0
			Drug/Narcotic Violations	0	0	0
			Drug/Narcotic Equipment Violations	0	0	0
			Gambling - Betting/Wagering	0	0	0
			Gambling - Operating/Promoting	0	0	0
			Gambling - Equipment Violations	0	0	0
			Gambling - Sports Tampering	0	0	0
			Pornography/Obscene Material	0	0	0
			Prostitution	0	0	0
			Prostitution Assisting/Promoting	0	0	0
			Purchasing Prostitution	0	0	0
			Weapon Law Violations	0	0	0
			Total Group A Offenses	2	0	0
Group B Arrests						
Offense	Adult	Juvenile				
Bad Checks	0	0	Burglary	0	0	0
Curfew/Vagrancy	0	0	Counterfeiting/Forgery	0	0	0
Disorderly Conduct	0	0	Destruction/Damage/Vandalism	0	0	0
DUI	0	0	Embezzlement	0	0	0
Drunkenness	0	0	Extortion/Blackmail	0	0	0
Family-Non Violent	0	0	Fraud - False Pretenses	0	0	0
Liquor Law Violations	0	0	Fraud - Credit Card/ATM	0	0	0
Peeping Tom	0	0	Fraud - Impersonation	0	0	0
Trespass	0	0	Fraud - Welfare	0	0	0
All Other Offenses	0	0	Fraud - Wire	0	0	0
Total Group B	0	0	Fraud - Identity Theft	0	0	0
			Fraud - Computer Hacking/Invasion	0	0	0
			Robbery	0	0	0
			Theft - Pocket-picking	0	0	0
			Theft - Purse Snatching	0	0	0
			Theft - Shoplifting	0	0	0
			Theft From Building	0	0	0
			Theft From Coin Machine	0	0	0
			Theft From Motor Vehicle	0	0	0
			Theft of Motor Vehicle Parts	1	0	0
			Theft - All Other Larceny	1	0	0
			Motor Vehicle Theft	0	0	0
			Stolen Property Offenses	0	0	0
			Crimes Against Society			
			Animal Cruelty	0	0	0
			Drug/Narcotic Violations	0	0	0
			Drug/Narcotic Equipment Violations	0	0	0
			Gambling - Betting/Wagering	0	0	0
			Gambling - Operating/Promoting	0	0	0
			Gambling - Equipment Violations	0	0	0
			Gambling - Sports Tampering	0	0	0
			Pornography/Obscene Material	0	0	0
			Prostitution	0	0	0
			Prostitution Assisting/Promoting	0	0	0
			Purchasing Prostitution	0	0	0
			Weapon Law Violations	0	0	0
			Total Group A Offenses	2	0	0

Crime in Tennessee 2022

(*) Offenses are counted using the FBI Units of Count for Crime

(**) The 'Arrests' column shows arrests made for incidents during the selected period, regardless of arrest date. Arrest counts for the same period may change over time.

Northeast State Community College - NIBRS Agency Crime Overview - 2022

2022 Population Estimate		3,932		Offenses (*)		Arrests (**)		
Offense Overview		Group A Offenses		Reported	Cleared	Adult	Juvenile	
Offense Total	10	Crimes Against Persons						
Number Cleared	1	Murder		0	0	0	0	
Percent Cleared	10.00%	Negligent Manslaughter		0	0	0	0	
Group A Crimes per 100,000 population	254.3	Negligent Vehicular Manslaughter		0	0	0	0	
		Kidnapping/Abduction		0	0	0	0	
		Forcible Rape		0	0	0	0	
		Forcible Sodomy		0	0	0	0	
		Sexual Assault W/Object		0	0	0	0	
		Forcible Fondling		0	0	0	0	
		Incest		0	0	0	0	
		Statutory Rape		0	0	0	0	
		Aggravated Assault		0	0	0	0	
		Simple Assault		0	0	0	0	
		Intimidation		0	0	0	0	
		Stalking		0	0	0	0	
		Commercial Sex Acts		0	0	0	0	
		Involuntary Servitude		0	0	0	0	
		Crimes Against Property						
		Arson		0	0	0	0	
		Bribery		0	0	0	0	
		Burglary		0	0	0	0	
		Counterfeiting/Forgery		0	0	0	0	
		Destruction/Damage/Vandalism		5	0	0	0	
		Embezzlement		0	0	0	0	
		Extortion/Blackmail		0	0	0	0	
		Fraud - False Pretenses		0	0	0	0	
		Fraud - Credit Card/ATM		0	0	0	0	
		Fraud - Impersonation		0	0	0	0	
		Fraud - Welfare		0	0	0	0	
		Fraud - Wire		0	0	0	0	
		Fraud - Identity Theft		0	0	0	0	
		Fraud - Computer Hacking/Invasion		0	0	0	0	
		Robbery		0	0	0	0	
		Theft - Pocket-picking		0	0	0	0	
		Theft - Purse Snatching		0	0	0	0	
		Theft - Shoplifting		0	0	0	0	
		Theft From Building		4	0	0	0	
		Theft From Coin Machine		0	0	0	0	
		Theft From Motor Vehicle		0	0	0	0	
		Theft of Motor Vehicle Parts		0	0	0	0	
		Theft - All Other Larceny		0	0	0	0	
		Motor Vehicle Theft		0	0	0	0	
		Stolen Property Offenses		0	0	0	0	
		Crimes Against Society						
		Animal Cruelty		0	0	0	0	
		Drug/Narcotic Violations		0	0	0	0	
		Drug/Narcotic Equipment Violations		0	0	0	0	
		Gambling - Betting/Wagering		0	0	0	0	
		Gambling - Operating/Promoting		0	0	0	0	
		Gambling - Equipment Violations		0	0	0	0	
		Gambling - Sports Tampering		0	0	0	0	
		Pornography/Obscene Material		0	0	0	0	
		Prostitution		0	0	0	0	
		Prostitution Assisting/Promoting		0	0	0	0	
		Purchasing Prostitution		0	0	0	0	
		Weapon Law Violations		1	1	1	0	
		Total Group A Offenses		10	1	1	0	
Domestic Violence Victims								
Offense	Reported	Cleared						
Murder	0	0						
Aggravated Assault	0	0						
Simple Assault	0	0						
Intimidation	0	0						
Stalking	0	0						
Forcible Rape	0	0						
Forcible Sodomy	0	0						
Sexual Assault W/Object	0	0						
Forcible Fondling	0	0						
Incest	0	0						
Statutory Rape	0	0						
Kidnapping/Abduction	0	0						
Commercial Sex Acts	0	0						
Involuntary Servitude	0	0						
Total	0	0						
Group B Arrests								
Offense	Adult	Juvenile						
Bad Checks	0	0						
Curfew/Vagrancy	0	0						
Disorderly Conduct	1	0						
DUI	0	0						
Drunkenness	0	0						
Family-Non Violent	0	0						
Liquor Law Violations	0	0						
Peeping Tom	0	0						
Trespass	0	0						
All Other Offenses	0	0						
Total Group B	1	0						

Crime in Tennessee 2022

(*) Offenses are counted using the FBI Units of Count for Crime

(**) The 'Arrests' column shows arrests made for incidents during the selected period, regardless of arrest date. Arrest counts for the same period may change over time.

Pellissippi State Community College - NIBRS Agency Crime Overview - 2022

2022 Population Estimate		7,971	Offenses (*)		Arrests (**)	
Offense Overview			Reported	Cleared	Adult	Juvenile
Group A Offenses						
Crimes Against Persons						
Offense Total	51	Murder	0	0	0	0
Number Cleared	18	Negligent Manslaughter	0	0	0	0
Percent Cleared	35.29%	Negligent Vehicular Manslaughter	0	0	0	0
Group A Crimes per 100,000 population	639.8	Kidnapping/Abduction	0	0	0	0
			Forcible Rape	0	0	0
			Forcible Sodomy	1	1	1
			Sexual Assault W/Object	0	0	0
			Forcible Fondling	1	1	1
Arrest Overview			Incest	0	0	0
Total Arrests	21	Statutory Rape	0	0	0	0
Adult Arrests	20	Aggravated Assault	0	0	0	0
Juvenile Arrests	1	Simple Assault	1	1	1	0
Unknown Age	0	Intimidation	7	3	4	0
Arrests per 100,000 population	263.5	Stalking	14	7	6	0
			Commercial Sex Acts	0	0	0
			Involuntary Servitude	0	0	0
Average number offenses/incident	1.04	Crimes Against Property				
Domestic Violence Victims			Arson	0	0	0
Offense	Reported	Cleared	Bribery	0	0	0
Murder	0	0	Burglary	5	0	0
Aggravated Assault	0	0	Counterfeiting/Forgery	0	0	0
Simple Assault	0	0	Destruction/Damage/Vandalism	11	3	4
Intimidation	0	0	Embezzlement	0	0	0
Stalking	1	0	Extortion/Blackmail	0	0	0
Forcible Rape	0	0	Fraud - False Pretenses	0	0	0
Forcible Sodomy	0	0	Fraud - Credit Card/ATM	0	0	0
Sexual Assault W/Object	0	0	Fraud - Impersonation	0	0	0
Forcible Fondling	0	0	Fraud - Welfare	0	0	0
Incest	0	0	Fraud - Wire	3	0	0
Statutory Rape	0	0	Fraud - Identity Theft	0	0	0
Kidnapping/Abduction	0	0	Fraud - Computer Hacking/Invasion	0	0	0
Commercial Sex Acts	0	0	Robbery	0	0	0
Involuntary Servitude	0	0	Theft - Pocket-picking	0	0	0
Total	1	0	Theft - Purse Snatching	0	0	0
			Theft - Shoplifting	0	0	0
Group B Arrests			Theft From Building	4	0	0
Offense	Adult	Juvenile	Theft From Coin Machine	0	0	0
Bad Checks	0	0	Theft From Motor Vehicle	2	0	0
Curfew/Vagrancy	0	0	Theft of Motor Vehicle Parts	0	0	0
Disorderly Conduct	2	0	Theft - All Other Larceny	0	0	0
DUI	0	0	Motor Vehicle Theft	0	0	0
Drunkenness	0	0	Stolen Property Offenses	0	0	0
Family-Non Violent	0	0	Crimes Against Society			
Liquor Law Violations	0	0	Animal Cruelty	0	0	0
Peeping Tom	0	0	Drug/Narcotic Violations	0	0	0
Trespass	0	0	Drug/Narcotic Equipment Violations	0	0	0
All Other Offenses	0	0	Gambling - Betting/Wagering	0	0	0
Total Group B	2	0	Gambling - Operating/Promoting	0	0	0
			Gambling - Equipment Violations	0	0	0
			Gambling - Sports Tampering	0	0	0
			Pornography/Obscene Material	0	0	0
			Prostitution	0	0	0
			Prostitution Assisting/Promoting	0	0	0
			Purchasing Prostitution	0	0	0
			Weapon Law Violations	2	2	1
			Total Group A Offenses	51	18	18
						1

Crime in Tennessee 2022

(*) Offenses are counted using the FBI Units of Count for Crime

(**) The 'Arrests' column shows arrests made for incidents during the selected period, regardless of arrest date. Arrest counts for the same period may change over time.

Roane State Community College - NIBRS Agency Crime Overview - 2022

2022 Population Estimate		5,678	Offenses (*)		Arrests (**)	
Offense Overview			Reported	Cleared	Adult	Juvenile
Group A Offenses						
Crimes Against Persons						
Offense Total	8	Murder	0	0	0	0
Number Cleared	2	Negligent Manslaughter	0	0	0	0
Percent Cleared	25.00%	Negligent Vehicular Manslaughter	0	0	0	0
Group A Crimes per 100,000 population	140.9	Kidnapping/Abduction	0	0	0	0
		Forcible Rape	0	0	0	0
		Forcible Sodomy	0	0	0	0
		Sexual Assault W/Object	0	0	0	0
		Forcible Fondling	0	0	0	0
		Incest	0	0	0	0
		Statutory Rape	0	0	0	0
		Aggravated Assault	0	0	0	0
		Simple Assault	1	0	0	0
		Intimidation	3	0	0	0
		Stalking	3	2	0	0
		Commercial Sex Acts	0	0	0	0
		Involuntary Servitude	0	0	0	0
		Crimes Against Property				
		Arson	0	0	0	0
		Bribery	0	0	0	0
		Burglary	1	0	0	0
		Counterfeiting/Forgery	0	0	0	0
		Destruction/Damage/Vandalism	0	0	0	0
		Embezzlement	0	0	0	0
		Extortion/Blackmail	0	0	0	0
		Fraud - False Pretenses	0	0	0	0
		Fraud - Credit Card/ATM	0	0	0	0
		Fraud - Impersonation	0	0	0	0
		Fraud - Welfare	0	0	0	0
		Fraud - Wire	0	0	0	0
		Fraud - Identity Theft	0	0	0	0
		Fraud - Computer Hacking/Invasion	0	0	0	0
		Robbery	0	0	0	0
		Theft - Pocket-picking	0	0	0	0
		Theft - Purse Snatching	0	0	0	0
		Theft - Shoplifting	0	0	0	0
		Theft From Building	0	0	0	0
		Theft From Coin Machine	0	0	0	0
		Theft From Motor Vehicle	0	0	0	0
		Theft of Motor Vehicle Parts	0	0	0	0
		Theft - All Other Larceny	0	0	0	0
		Motor Vehicle Theft	0	0	0	0
		Stolen Property Offenses	0	0	0	0
		Crimes Against Society				
		Animal Cruelty	0	0	0	0
		Drug/Narcotic Violations	0	0	0	0
		Drug/Narcotic Equipment Violations	0	0	0	0
		Gambling - Betting/Wagering	0	0	0	0
		Gambling - Operating/Promoting	0	0	0	0
		Gambling - Equipment Violations	0	0	0	0
		Gambling - Sports Tampering	0	0	0	0
		Pornography/Obscene Material	0	0	0	0
		Prostitution	0	0	0	0
		Prostitution Assisting/Promoting	0	0	0	0
		Purchasing Prostitution	0	0	0	0
		Weapon Law Violations	0	0	0	0
		Total Group A Offenses	8	2	0	0
Domestic Violence Victims						
Offense	Reported	Cleared				
Murder	0	0				
Aggravated Assault	0	0				
Simple Assault	0	0				
Intimidation	0	0				
Stalking	0	0				
Forcible Rape	0	0				
Forcible Sodomy	0	0				
Sexual Assault W/Object	0	0				
Forcible Fondling	0	0				
Incest	0	0				
Statutory Rape	0	0				
Kidnapping/Abduction	0	0				
Commercial Sex Acts	0	0				
Involuntary Servitude	0	0				
Total	0	0				
Group B Arrests						
Offense	Adult	Juvenile				
Bad Checks	0	0				
Curfew/Vagrancy	0	0				
Disorderly Conduct	0	0				
DUI	0	0				
Drunkenness	0	0				
Family-Non Violent	0	0				
Liquor Law Violations	0	0				
Peeping Tom	0	0				
Trespass	0	0				
All Other Offenses	0	0				
Total Group B	0	0				

Crime in Tennessee 2022

(*) Offenses are counted using the FBI Units of Count for Crime

(**) The 'Arrests' column shows arrests made for incidents during the selected period, regardless of arrest date. Arrest counts for the same period may change over time.

Southwest Tennessee Community College - NIBRS Agency Crime Overview - 2022

2022 Population Estimate		4,251		Offenses (*)		Arrests (**)		
				Reported	Cleared	Adult	Juvenile	
Offense Overview				Group A Offenses				
				Crimes Against Persons				
Offense Total	12	Murder	0	0	0	0		
Number Cleared	3	Negligent Manslaughter	0	0	0	0		
Percent Cleared	25.00%	Negligent Vehicular Manslaughter	0	0	0	0		
Group A Crimes per 100,000 population	282.3	Kidnapping/Abduction	0	0	0	0		
		Forcible Rape	0	0	0	0		
		Forcible Sodomy	0	0	0	0		
		Sexual Assault W/Object	0	0	0	0		
		Forcible Fondling	0	0	0	0		
		Incest	0	0	0	0		
Arrest Overview		Statutory Rape	0	0	0	0		
Total Arrests	5	Aggravated Assault	0	0	0	0		
Adult Arrests	2	Simple Assault	3	1	0	3		
Juvenile Arrests	3	Intimidation	2	0	0	0		
Unknown Age	0	Stalking	0	0	0	0		
Arrests per 100,000 population	117.6	Commercial Sex Acts	0	0	0	0		
		Involuntary Servitude	0	0	0	0		
Average number offenses/incident	1.09	Crimes Against Property						
Domestic Violence Victims				Arson	0	0	0	0
Offense	Reported	Cleared	Bribery	0	0	0	0	
Murder	0	0	Burglary	0	0	0	0	
Aggravated Assault	0	0	Counterfeiting/Forgery	0	0	0	0	
Simple Assault	0	0	Destruction/Damage/Vandalism	1	0	0	0	
Intimidation	0	0	Embezzlement	0	0	0	0	
Stalking	0	0	Extortion/Blackmail	0	0	0	0	
Forcible Rape	0	0	Fraud - False Pretenses	1	0	0	0	
Forcible Sodomy	0	0	Fraud - Credit Card/ATM	0	0	0	0	
Sexual Assault W/Object	0	0	Fraud - Impersonation	0	0	0	0	
Forcible Fondling	0	0	Fraud - Welfare	0	0	0	0	
Incest	0	0	Fraud - Wire	0	0	0	0	
Statutory Rape	0	0	Fraud - Identity Theft	0	0	0	0	
Kidnapping/Abduction	0	0	Fraud - Computer Hacking/Invasion	0	0	0	0	
Commercial Sex Acts	0	0	Robbery	0	0	0	0	
Involuntary Servitude	0	0	Theft - Pocket-picking	0	0	0	0	
Total	0	0	Theft - Purse Snatching	0	0	0	0	
			Theft - Shoplifting	0	0	0	0	
			Theft From Building	3	1	1	0	
Group B Arrests			Theft From Coin Machine	0	0	0	0	
Offense	Adult	Juvenile	Theft From Motor Vehicle	1	0	0	0	
Bad Checks	0	0	Theft of Motor Vehicle Parts	0	0	0	0	
Curfew/Vagrancy	0	0	Theft - All Other Larceny	0	0	0	0	
Disorderly Conduct	0	0	Motor Vehicle Theft	0	0	0	0	
DUI	0	0	Stolen Property Offenses	0	0	0	0	
Drunkenness	0	0	Crimes Against Society					
Family-Non Violent	0	0	Animal Cruelty	0	0	0	0	
Liquor Law Violations	0	0	Drug/Narcotic Violations	0	0	0	0	
Peeping Tom	0	0	Drug/Narcotic Equipment Violations	0	0	0	0	
Trespass	0	0	Gambling - Betting/Wagering	0	0	0	0	
All Other Offenses	0	0	Gambling - Operating/Promoting	0	0	0	0	
Total Group B	0	0	Gambling - Equipment Violations	0	0	0	0	
			Gambling - Sports Tampering	0	0	0	0	
			Pornography/Obscene Material	0	0	0	0	
			Prostitution	0	0	0	0	
			Prostitution Assisting/Promoting	0	0	0	0	
			Purchasing Prostitution	0	0	0	0	
			Weapon Law Violations	1	1	1	0	
			Total Group A Offenses	12	3	2	3	

Crime in Tennessee 2022

(*) Offenses are counted using the FBI Units of Count for Crime

(**) The 'Arrests' column shows arrests made for incidents during the selected period, regardless of arrest date. Arrest counts for the same period may change over time.

Tennessee State University - NIBRS Agency Crime Overview - 2022

2022 Population Estimate		12,229	Offenses (*)		Arrests (**)		
Offense Overview			Reported	Cleared	Adult	Juvenile	
Group A Offenses							
Crimes Against Persons							
Offense Total	117	Murder	0	0	0	0	
Number Cleared	33	Negligent Manslaughter	0	0	0	0	
Percent Cleared	28.21%	Negligent Vehicular Manslaughter	0	0	0	0	
Group A Crimes per 100,000 population	956.7	Kidnapping/Abduction	0	0	0	0	
		Forcible Rape	1	0	0	0	
		Forcible Sodomy	0	0	0	0	
		Sexual Assault W/Object	0	0	0	0	
		Forcible Fondling	1	1	0	0	
Arrest Overview		Incest	0	0	0	0	
Total Arrests	34	Statutory Rape	0	0	0	0	
Adult Arrests	33	Aggravated Assault	3	1	1	0	
Juvenile Arrests	1	Simple Assault	24	13	15	0	
Unknown Age	0	Intimidation	6	0	0	0	
Arrests per 100,000 population	278.0	Stalking	0	0	0	0	
		Commercial Sex Acts	0	0	0	0	
Average number offenses/incident	1.21	Involuntary Servitude	0	0	0	0	
		Crimes Against Property					
Domestic Violence Victims			Arson	1	1	1	0
Offense	Reported	Cleared	Bribery	0	0	0	0
Murder	0	0	Burglary	1	1	1	0
Aggravated Assault	0	0	Counterfeiting/Forgery	0	0	0	0
Simple Assault	0	0	Destruction/Damage/Vandalism	18	1	0	0
Intimidation	0	0	Embezzlement	0	0	0	0
Stalking	0	0	Extortion/Blackmail	1	0	0	0
Forcible Rape	0	0	Fraud - False Pretenses	2	0	0	0
Forcible Sodomy	0	0	Fraud - Credit Card/ATM	1	0	0	0
Sexual Assault W/Object	0	0	Fraud - Impersonation	0	0	0	0
Forcible Fondling	0	0	Fraud - Welfare	0	0	0	0
Incest	0	0	Fraud - Wire	0	0	0	0
Statutory Rape	0	0	Fraud - Identity Theft	0	0	0	0
Kidnapping/Abduction	0	0	Fraud - Computer Hacking/Invasion	0	0	0	0
Commercial Sex Acts	0	0	Robbery	0	0	0	0
Involuntary Servitude	0	0	Theft - Pocket-picking	0	0	0	0
Total	0	0	Theft - Purse Snatching	0	0	0	0
			Theft - Shoplifting	0	0	0	0
Group B Arrests			Theft From Building	15	0	0	0
Offense	Adult	Juvenile	Theft From Coin Machine	0	0	0	0
Bad Checks	0	0	Theft From Motor Vehicle	16	0	0	0
Curfew/Vagrancy	0	0	Theft of Motor Vehicle Parts	0	0	0	0
Disorderly Conduct	0	0	Theft - All Other Larceny	1	0	0	0
DUI	0	0	Motor Vehicle Theft	0	0	0	0
Drunkenness	4	0	Stolen Property Offenses	0	0	0	0
Family-Non Violent	0	0	Crimes Against Society				
Liquor Law Violations	0	0	Animal Cruelty	0	0	0	0
Peeping Tom	0	0	Drug/Narcotic Violations	14	7	6	1
Trespass	2	0	Drug/Narcotic Equipment Violations	9	6	2	0
All Other Offenses	0	0	Gambling - Betting/Wagering	0	0	0	0
Total Group B	6	0	Gambling - Operating/Promoting	0	0	0	0
			Gambling - Equipment Violations	0	0	0	0
			Gambling - Sports Tampering	0	0	0	0
			Pornography/Obscene Material	0	0	0	0
			Prostitution	0	0	0	0
			Prostitution Assisting/Promoting	0	0	0	0
			Purchasing Prostitution	0	0	0	0
			Weapon Law Violations	3	2	1	0
			Total Group A Offenses	117	33	27	1

Crime in Tennessee 2022

(*) Offenses are counted using the FBI Units of Count for Crime

(**) The 'Arrests' column shows arrests made for incidents during the selected period, regardless of arrest date. Arrest counts for the same period may change over time.

Tennessee Technological University - NIBRS Agency Crime Overview - 2022

2022 Population Estimate		10,473	Offenses (*)		Arrests (**)	
Offense Overview			Reported	Cleared	Adult	Juvenile
Group A Offenses						
Crimes Against Persons						
Offense Total	123	Murder	0	0	0	0
Number Cleared	30	Negligent Manslaughter	0	0	0	0
Percent Cleared	24.39%	Negligent Vehicular Manslaughter	0	0	0	0
Group A Crimes per 100,000 population	1,174.4	Kidnapping/Abduction	0	0	0	0
		Forcible Rape	0	0	0	0
		Forcible Sodomy	0	0	0	0
		Sexual Assault W/Object	0	0	0	0
		Forcible Fondling	1	0	0	0
Arrest Overview		Incest	0	0	0	0
Total Arrests	49	Statutory Rape	0	0	0	0
Adult Arrests	48	Aggravated Assault	1	0	0	0
Juvenile Arrests	1	Simple Assault	5	1	1	0
Unknown Age	0	Intimidation	7	3	2	0
Arrests per 100,000 population	467.9	Stalking	0	0	0	0
		Commercial Sex Acts	0	0	0	0
Average number offenses/incident	1.10	Involuntary Servitude	0	0	0	0
		Crimes Against Property				
Domestic Violence Victims			Arson	0	0	0
Offense	Reported	Cleared	Bribery	0	0	0
Murder	0	0	Burglary	3	3	3
Aggravated Assault	0	0	Counterfeiting/Forgery	0	0	0
Simple Assault	1	1	Destruction/Damage/Vandalism	16	4	5
Intimidation	0	0	Embezzlement	0	0	0
Stalking	0	0	Extortion/Blackmail	7	0	0
Forcible Rape	0	0	Fraud - False Pretenses	1	0	0
Forcible Sodomy	0	0	Fraud - Credit Card/ATM	0	0	0
Sexual Assault W/Object	0	0	Fraud - Impersonation	0	0	0
Forcible Fondling	0	0	Fraud - Welfare	0	0	0
Incest	0	0	Fraud - Wire	0	0	0
Statutory Rape	0	0	Fraud - Identity Theft	0	0	0
Kidnapping/Abduction	0	0	Fraud - Computer Hacking/Invasion	0	0	0
Commercial Sex Acts	0	0	Robbery	0	0	0
Involuntary Servitude	0	0	Theft - Pocket-picking	0	0	0
Total	1	1	Theft - Purse Snatching	0	0	0
			Theft - Shoplifting	0	0	0
Group B Arrests			Theft From Building	11	1	1
Offense	Adult	Juvenile	Theft From Coin Machine	0	0	0
Bad Checks	0	0	Theft From Motor Vehicle	6	0	0
Curfew/Vagrancy	0	0	Theft of Motor Vehicle Parts	11	0	0
Disorderly Conduct	2	0	Theft - All Other Larceny	37	8	15
DUI	0	0	Motor Vehicle Theft	4	1	1
Drunkenness	0	0	Stolen Property Offenses	0	0	0
Family-Non Violent	0	0	Crimes Against Society			
Liquor Law Violations	5	0	Animal Cruelty	0	0	0
Peeping Tom	0	0	Drug/Narcotic Violations	5	5	6
Trespass	5	0	Drug/Narcotic Equipment Violations	4	4	1
All Other Offenses	1	0	Gambling - Betting/Wagering	0	0	0
Total Group B	13	0	Gambling - Operating/Promoting	0	0	0
			Gambling - Equipment Violations	0	0	0
			Gambling - Sports Tampering	0	0	0
			Pornography/Obscene Material	0	0	0
			Prostitution	0	0	0
			Prostitution Assisting/Promoting	0	0	0
			Purchasing Prostitution	0	0	0
			Weapon Law Violations	4	0	0
			Total Group A Offenses	123	30	35
						1

Crime in Tennessee 2022

(*) Offenses are counted using the FBI Units of Count for Crime

(**) The 'Arrests' column shows arrests made for incidents during the selected period, regardless of arrest date. Arrest counts for the same period may change over time.

University of Memphis - NIBRS Agency Crime Overview - 2022

2022 Population Estimate		24,634		Offenses (*)		Arrests (**)		
Offense Overview		Group A Offenses		Reported	Cleared	Adult	Juvenile	
Offense Total	329	Crimes Against Persons						
Number Cleared	75	Murder		0	0	0	0	
Percent Cleared	22.80%	Negligent Manslaughter		0	0	0	0	
Group A Crimes per 100,000 population	1,335.6	Negligent Vehicular Manslaughter		0	0	0	0	
		Kidnapping/Abduction		0	0	0	0	
		Forcible Rape		1	1	0	0	
		Forcible Sodomy		0	0	0	0	
		Sexual Assault W/Object		0	0	0	0	
		Forcible Fondling		2	1	1	0	
		Incest		0	0	0	0	
		Statutory Rape		0	0	0	0	
		Aggravated Assault		2	2	2	0	
		Simple Assault		24	19	11	3	
		Intimidation		12	7	4	0	
		Stalking		3	3	3	0	
		Commercial Sex Acts		0	0	0	0	
		Involuntary Servitude		0	0	0	0	
		Crimes Against Property						
		Arson		0	0	0	0	
		Bribery		0	0	0	0	
		Burglary		14	4	4	0	
		Counterfeiting/Forgery		1	1	1	0	
		Destruction/Damage/Vandalism		75	6	5	0	
		Embezzlement		0	0	0	0	
		Extortion/Blackmail		2	1	0	0	
		Fraud - False Pretenses		7	1	0	0	
		Fraud - Credit Card/ATM		5	2	2	0	
		Fraud - Impersonation		0	0	0	0	
		Fraud - Welfare		0	0	0	0	
		Fraud - Wire		0	0	0	0	
		Fraud - Identity Theft		0	0	0	0	
		Fraud - Computer Hacking/Invasion		0	0	0	0	
		Robbery		2	1	0	1	
		Theft - Pocket-picking		0	0	0	0	
		Theft - Purse Snatching		0	0	0	0	
		Theft - Shoplifting		0	0	0	0	
		Theft From Building		37	2	2	0	
		Theft From Coin Machine		0	0	0	0	
		Theft From Motor Vehicle		26	0	0	0	
		Theft of Motor Vehicle Parts		32	0	0	0	
		Theft - All Other Larceny		17	0	0	0	
		Motor Vehicle Theft		47	9	5	8	
		Stolen Property Offenses		0	0	0	0	
		Crimes Against Society						
		Animal Cruelty		0	0	0	0	
		Drug/Narcotic Violations		6	6	8	1	
		Drug/Narcotic Equipment Violations		6	5	2	0	
		Gambling - Betting/Wagering		3	0	0	0	
		Gambling - Operating/Promoting		0	0	0	0	
		Gambling - Equipment Violations		0	0	0	0	
		Gambling - Sports Tampering		0	0	0	0	
		Pornography/Obscene Material		0	0	0	0	
		Prostitution		0	0	0	0	
		Prostitution Assisting/Promoting		0	0	0	0	
		Purchasing Prostitution		0	0	0	0	
		Weapon Law Violations		5	4	3	0	
		Total Group A Offenses		329	75	53	13	
Domestic Violence Victims								
Offense	Reported	Cleared						
Murder	0	0						
Aggravated Assault	1	1						
Simple Assault	7	5						
Intimidation	2	2						
Stalking	1	1						
Forcible Rape	0	0						
Forcible Sodomy	0	0						
Sexual Assault W/Object	0	0						
Forcible Fondling	0	0						
Incest	0	0						
Statutory Rape	0	0						
Kidnapping/Abduction	0	0						
Commercial Sex Acts	0	0						
Involuntary Servitude	0	0						
Total	11	9						
Group B Arrests								
Offense	Adult	Juvenile						
Bad Checks	0	0						
Curfew/Vagrancy	0	0						
Disorderly Conduct	0	0						
DUI	0	0						
Drunkenness	0	0						
Family-Non Violent	0	0						
Liquor Law Violations	2	0						
Peeping Tom	0	0						
Trespass	14	0						
All Other Offenses	0	0						
Total Group B	16	0						

Crime in Tennessee 2022

(*) Offenses are counted using the FBI Units of Count for Crime

(**) The 'Arrests' column shows arrests made for incidents during the selected period, regardless of arrest date. Arrest counts for the same period may change over time.

University of Tennessee at Chattanooga - NIBRS Agency Crime Overview - 2022

2022 Population Estimate		12,153		Offenses (*)		Arrests (**)		
Offense Overview		Group A Offenses		Reported	Cleared	Adult	Juvenile	
Offense Total	197	Crimes Against Persons						
Number Cleared	17	Murder		0	0	0	0	
Percent Cleared	8.63%	Negligent Manslaughter		0	0	0	0	
Group A Crimes per 100,000 population	1,621.0	Negligent Vehicular Manslaughter		0	0	0	0	
		Kidnapping/Abduction		0	0	0	0	
		Forcible Rape		3	2	0	0	
		Forcible Sodomy		0	0	0	0	
		Sexual Assault W/Object		0	0	0	0	
		Forcible Fondling		0	0	0	0	
		Incest		0	0	0	0	
		Statutory Rape		0	0	0	0	
		Aggravated Assault		0	0	1	0	
		Simple Assault		16	9	3	0	
		Intimidation		14	0	0	0	
		Stalking		2	0	0	0	
		Commercial Sex Acts		0	0	0	0	
		Involuntary Servitude		0	0	0	0	
		Crimes Against Property						
		Arson		0	0	0	0	
		Bribery		0	0	0	0	
		Burglary		13	0	0	0	
		Counterfeiting/Forgery		0	0	0	0	
		Destruction/Damage/Vandalism		23	1	1	0	
		Embezzlement		0	0	0	0	
		Extortion/Blackmail		1	0	0	0	
		Fraud - False Pretenses		0	0	0	0	
		Fraud - Credit Card/ATM		0	0	0	0	
		Fraud - Impersonation		0	0	0	0	
		Fraud - Welfare		0	0	0	0	
		Fraud - Wire		0	0	0	0	
		Fraud - Identity Theft		0	0	0	0	
		Fraud - Computer Hacking/Invasion		0	0	0	0	
		Robbery		2	0	0	0	
		Theft - Pocket-picking		1	0	0	0	
		Theft - Purse Snatching		0	0	0	0	
		Theft - Shoplifting		1	0	0	0	
		Theft From Building		16	2	2	0	
		Theft From Coin Machine		0	0	0	0	
		Theft From Motor Vehicle		23	0	0	0	
		Theft of Motor Vehicle Parts		13	0	0	0	
		Theft - All Other Larceny		39	0	0	0	
		Motor Vehicle Theft		6	0	0	0	
		Stolen Property Offenses		0	0	0	0	
		Crimes Against Society						
		Animal Cruelty		0	0	0	0	
		Drug/Narcotic Violations		10	2	2	0	
		Drug/Narcotic Equipment Violations		13	1	0	0	
		Gambling - Betting/Wagering		0	0	0	0	
		Gambling - Operating/Promoting		0	0	0	0	
		Gambling - Equipment Violations		0	0	0	0	
		Gambling - Sports Tampering		0	0	0	0	
		Pornography/Obscene Material		0	0	0	0	
		Prostitution		0	0	0	0	
		Prostitution Assisting/Promoting		0	0	0	0	
		Purchasing Prostitution		0	0	0	0	
		Weapon Law Violations		1	0	0	0	
		Total Group A Offenses		197	17	9	0	
Domestic Violence Victims								
Offense	Reported	Cleared						
Murder	0	0						
Aggravated Assault	0	0						
Simple Assault	4	1						
Intimidation	1	0						
Stalking	0	0						
Forcible Rape	0	0						
Forcible Sodomy	0	0						
Sexual Assault W/Object	0	0						
Forcible Fondling	0	0						
Incest	0	0						
Statutory Rape	0	0						
Kidnapping/Abduction	0	0						
Commercial Sex Acts	0	0						
Involuntary Servitude	0	0						
Total	5	1						
Group B Arrests								
Offense	Adult	Juvenile						
Bad Checks	0	0						
Curfew/Vagrancy	0	0						
Disorderly Conduct	2	0						
DUI	0	0						
Drunkenness	0	0						
Family-Non Violent	0	0						
Liquor Law Violations	0	0						
Peeping Tom	0	0						
Trespass	19	0						
All Other Offenses	2	0						
Total Group B	23	0						

Crime in Tennessee 2022

(*) Offenses are counted using the FBI Units of Count for Crime

(**) The 'Arrests' column shows arrests made for incidents during the selected period, regardless of arrest date. Arrest counts for the same period may change over time.

University of Tennessee at Knoxville - NIBRS Agency Crime Overview - 2022

2022 Population Estimate		37,287		Offenses (*)		Arrests (**)		
Offense Overview		Group A Offenses		Reported	Cleared	Adult	Juvenile	
Offense Total	591	Crimes Against Persons						
Number Cleared	327	Murder		0	0	0	0	
Percent Cleared	55.33%	Negligent Manslaughter		0	0	0	0	
Group A Crimes per 100,000 population	1,585.0	Negligent Vehicular Manslaughter		0	0	0	0	
		Kidnapping/Abduction		2	1	1	0	
		Forcible Rape		4	1	0	0	
		Forcible Sodomy		0	0	0	0	
		Sexual Assault W/Object		0	0	0	0	
		Forcible Fondling		2	2	0	0	
		Incest		0	0	0	0	
		Statutory Rape		0	0	0	0	
		Aggravated Assault		6	4	3	0	
		Simple Assault		31	16	15	0	
		Intimidation		14	0	0	0	
		Stalking		2	0	0	0	
		Commercial Sex Acts		0	0	0	0	
		Involuntary Servitude		0	0	0	0	
		Crimes Against Property						
		Arson		0	0	0	0	
		Bribery		0	0	0	0	
		Burglary		10	4	4	0	
		Counterfeiting/Forgery		4	1	1	0	
		Destruction/Damage/Vandalism		51	10	9	1	
		Embezzlement		0	0	0	0	
		Extortion/Blackmail		1	0	0	0	
		Fraud - False Pretenses		1	0	0	0	
		Fraud - Credit Card/ATM		4	1	0	0	
		Fraud - Impersonation		3	2	3	0	
		Fraud - Welfare		0	0	0	0	
		Fraud - Wire		0	0	0	0	
		Fraud - Identity Theft		0	0	0	0	
		Fraud - Computer Hacking/Invasion		0	0	0	0	
		Robbery		3	0	0	0	
		Theft - Pocket-picking		0	0	0	0	
		Theft - Purse Snatching		0	0	0	0	
		Theft - Shoplifting		1	1	2	0	
		Theft From Building		15	6	5	0	
		Theft From Coin Machine		0	0	0	0	
		Theft From Motor Vehicle		26	6	5	0	
		Theft of Motor Vehicle Parts		14	0	0	0	
		Theft - All Other Larceny		82	13	6	0	
		Motor Vehicle Theft		6	2	1	0	
		Stolen Property Offenses		3	3	2	0	
		Crimes Against Society						
		Animal Cruelty		0	0	0	0	
		Drug/Narcotic Violations		192	160	164	6	
		Drug/Narcotic Equipment Violations		90	72	21	1	
		Gambling - Betting/Wagering		0	0	0	0	
		Gambling - Operating/Promoting		0	0	0	0	
		Gambling - Equipment Violations		0	0	0	0	
		Gambling - Sports Tampering		0	0	0	0	
		Pornography/Obscene Material		0	0	0	0	
		Prostitution		0	0	0	0	
		Prostitution Assisting/Promoting		0	0	0	0	
		Purchasing Prostitution		0	0	0	0	
		Weapon Law Violations		24	22	3	3	
		Total Group A Offenses		591	327	245	11	
Domestic Violence Victims								
Offense	Reported	Cleared						
Murder	0	0						
Aggravated Assault	0	0						
Simple Assault	3	2						
Intimidation	0	0						
Stalking	0	0						
Forcible Rape	0	0						
Forcible Sodomy	0	0						
Sexual Assault W/Object	0	0						
Forcible Fondling	0	0						
Incest	0	0						
Statutory Rape	0	0						
Kidnapping/Abduction	0	0						
Commercial Sex Acts	0	0						
Involuntary Servitude	0	0						
Total	3	2						
Group B Arrests								
Offense	Adult	Juvenile						
Bad Checks	0	0						
Curfew/Vagrancy	0	0						
Disorderly Conduct	14	0						
DUI	46	0						
Drunkenness	103	0						
Family-Non Violent	0	0						
Liquor Law Violations	65	4						
Peeping Tom	1	0						
Trespass	39	0						
All Other Offenses	10	1						
Total Group B	278	5						

Crime in Tennessee 2022

(*) Offenses are counted using the FBI Units of Count for Crime

(**) The 'Arrests' column shows arrests made for incidents during the selected period, regardless of arrest date. Arrest counts for the same period may change over time.

University of the South - NIBRS Agency Crime Overview - 2022

2022 Population Estimate		2,475	Offenses (*)		Arrests (**)	
Offense Overview			Reported	Cleared	Adult	Juvenile
Group A Offenses						
Crimes Against Persons						
Offense Total	98	Murder	0	0	0	0
Number Cleared	18	Negligent Manslaughter	0	0	0	0
Percent Cleared	18.37%	Negligent Vehicular Manslaughter	0	0	0	0
Group A Crimes per 100,000 population	3,959.6	Kidnapping/Abduction	0	0	0	0
		Forcible Rape	2	0	0	0
		Forcible Sodomy	0	0	0	0
		Sexual Assault W/Object	0	0	0	0
		Forcible Fondling	0	0	0	0
		Incest	0	0	0	0
		Statutory Rape	0	0	0	0
		Aggravated Assault	0	0	0	0
		Simple Assault	4	1	1	0
		Intimidation	3	2	1	0
		Stalking	2	1	0	0
		Commercial Sex Acts	0	0	0	0
		Involuntary Servitude	0	0	0	0
		Crimes Against Property				
		Arson	0	0	0	0
		Bribery	0	0	0	0
		Burglary	6	1	2	0
		Counterfeiting/Forgery	2	0	0	0
		Destruction/Damage/Vandalism	19	2	2	0
		Embezzlement	0	0	0	0
		Extortion/Blackmail	2	0	0	0
		Fraud - False Pretenses	2	0	0	0
		Fraud - Credit Card/ATM	0	0	0	0
		Fraud - Impersonation	0	0	0	0
		Fraud - Welfare	0	0	0	0
		Fraud - Wire	0	0	0	0
		Fraud - Identity Theft	0	0	0	0
		Fraud - Computer Hacking/Invasion	0	0	0	0
		Robbery	0	0	0	0
		Theft - Pocket-picking	0	0	0	0
		Theft - Purse Snatching	0	0	0	0
		Theft - Shoplifting	0	0	0	0
		Theft From Building	4	0	0	0
		Theft From Coin Machine	0	0	0	0
		Theft From Motor Vehicle	0	0	0	0
		Theft of Motor Vehicle Parts	0	0	0	0
		Theft - All Other Larceny	23	2	2	0
		Motor Vehicle Theft	1	0	0	0
		Stolen Property Offenses	1	0	0	0
		Crimes Against Society				
		Animal Cruelty	0	0	0	0
		Drug/Narcotic Violations	11	3	2	0
		Drug/Narcotic Equipment Violations	13	3	1	0
		Gambling - Betting/Wagering	0	0	0	0
		Gambling - Operating/Promoting	0	0	0	0
		Gambling - Equipment Violations	0	0	0	0
		Gambling - Sports Tampering	0	0	0	0
		Pornography/Obscene Material	0	0	0	0
		Prostitution	0	0	0	0
		Prostitution Assisting/Promoting	0	0	0	0
		Purchasing Prostitution	0	0	0	0
		Weapon Law Violations	3	3	3	0
		Total Group A Offenses	98	18	14	0
Domestic Violence Victims						
Offense	Reported	Cleared				
Murder	0	0				
Aggravated Assault	0	0				
Simple Assault	0	0				
Intimidation	0	0				
Stalking	0	0				
Forcible Rape	0	0				
Forcible Sodomy	0	0				
Sexual Assault W/Object	0	0				
Forcible Fondling	0	0				
Incest	0	0				
Statutory Rape	0	0				
Kidnapping/Abduction	0	0				
Commercial Sex Acts	0	0				
Involuntary Servitude	0	0				
Total	0	0				
Group B Arrests						
Offense	Adult	Juvenile				
Bad Checks	0	0				
Curfew/Vagrancy	0	0				
Disorderly Conduct	6	0				
DUI	2	0				
Drunkenness	2	0				
Family-Non Violent	0	0				
Liquor Law Violations	10	0				
Peeping Tom	0	0				
Trespass	7	0				
All Other Offenses	15	0				
Total Group B	42	0				

Crime in Tennessee 2022

(*) Offenses are counted using the FBI Units of Count for Crime

(**) The 'Arrests' column shows arrests made for incidents during the selected period, regardless of arrest date. Arrest counts for the same period may change over time.

Vanderbilt University - NIBRS Agency Crime Overview - 2022

2022 Population Estimate		12,894	Offenses (*)		Arrests (**)	
Offense Overview			Reported	Cleared	Adult	Juvenile
Group A Offenses						
Crimes Against Persons						
Offense Total	926	Murder	0	0	0	0
Number Cleared	173	Negligent Manslaughter	0	0	0	0
Percent Cleared	18.68%	Negligent Vehicular Manslaughter	0	0	0	0
Group A Crimes per 100,000 population	7,181.6	Kidnapping/Abduction	1	0	0	0
		Forcible Rape	1	0	0	0
		Forcible Sodomy	0	0	0	0
		Sexual Assault W/Object	1	0	0	0
		Forcible Fondling	4	3	1	0
		Incest	0	0	0	0
		Statutory Rape	0	0	0	0
		Aggravated Assault	21	3	1	0
		Simple Assault	82	40	10	1
		Intimidation	60	15	1	1
		Stalking	7	2	0	0
		Commercial Sex Acts	0	0	0	0
		Involuntary Servitude	0	0	0	0
		Crimes Against Property				
		Arson	0	0	0	0
		Bribery	0	0	0	0
		Burglary	6	3	0	0
		Counterfeiting/Forgery	3	1	0	0
		Destruction/Damage/Vandalism	56	6	2	0
		Embezzlement	3	1	0	0
		Extortion/Blackmail	9	0	0	0
		Fraud - False Pretenses	10	2	1	0
		Fraud - Credit Card/ATM	5	0	0	0
		Fraud - Impersonation	5	2	0	0
		Fraud - Welfare	0	0	0	0
		Fraud - Wire	10	1	0	0
		Fraud - Identity Theft	0	0	0	0
		Fraud - Computer Hacking/Invasion	1	0	0	0
		Robbery	1	1	1	0
		Theft - Pocket-picking	0	0	0	0
		Theft - Purse Snatching	0	0	0	0
		Theft - Shoplifting	79	14	8	2
		Theft From Building	181	20	4	0
		Theft From Coin Machine	0	0	0	0
		Theft From Motor Vehicle	39	4	3	0
		Theft of Motor Vehicle Parts	20	0	0	0
		Theft - All Other Larceny	73	3	0	0
		Motor Vehicle Theft	53	20	1	0
		Stolen Property Offenses	5	3	2	0
		Crimes Against Society				
		Animal Cruelty	0	0	0	0
		Drug/Narcotic Violations	130	17	18	0
		Drug/Narcotic Equipment Violations	53	6	0	0
		Gambling - Betting/Wagering	0	0	0	0
		Gambling - Operating/Promoting	0	0	0	0
		Gambling - Equipment Violations	0	0	0	0
		Gambling - Sports Tampering	0	0	0	0
		Pornography/Obscene Material	0	0	0	0
		Prostitution	0	0	0	0
		Prostitution Assisting/Promoting	0	0	0	0
		Purchasing Prostitution	0	0	0	0
		Weapon Law Violations	7	6	2	0
		Total Group A Offenses	926	173	55	4
Domestic Violence Victims						
Offense	Reported	Cleared				
Murder	0	0				
Aggravated Assault	0	0				
Simple Assault	10	5				
Intimidation	3	1				
Stalking	1	0				
Forcible Rape	0	0				
Forcible Sodomy	0	0				
Sexual Assault W/Object	0	0				
Forcible Fondling	0	0				
Incest	0	0				
Statutory Rape	0	0				
Kidnapping/Abduction	1	0				
Commercial Sex Acts	0	0				
Involuntary Servitude	0	0				
Total	15	6				
Group B Arrests						
Offense	Adult	Juvenile				
Bad Checks	0	0				
Curfew/Vagrancy	0	0				
Disorderly Conduct	8	0				
DUI	4	0				
Drunkenness	6	0				
Family-Non Violent	3	0				
Liquor Law Violations	101	4				
Peeping Tom	0	0				
Trespass	29	0				
All Other Offenses	0	0				
Total Group B	151	4				

Crime in Tennessee 2022

(*) Offenses are counted using the FBI Units of Count for Crime

(**) The 'Arrests' column shows arrests made for incidents during the selected period, regardless of arrest date. Arrest counts for the same period may change over time.

Volunteer State Community College - NIBRS Agency Crime Overview - 2022

2022 Population Estimate		5,303	Offenses (*)		Arrests (**)	
Offense Overview			Reported	Cleared	Adult	Juvenile
Group A Offenses						
Crimes Against Persons						
Offense Total	4	Murder	0	0	0	0
Number Cleared	0	Negligent Manslaughter	0	0	0	0
Percent Cleared	0.00%	Negligent Vehicular Manslaughter	0	0	0	0
Group A Crimes per 100,000 population	75.4	Kidnapping/Abduction	0	0	0	0
		Forcible Rape	0	0	0	0
		Forcible Sodomy	0	0	0	0
		Sexual Assault W/Object	0	0	0	0
		Forcible Fondling	0	0	0	0
		Incest	0	0	0	0
		Statutory Rape	0	0	0	0
		Aggravated Assault	0	0	0	0
		Simple Assault	0	0	0	0
		Intimidation	1	0	0	0
		Stalking	0	0	0	0
		Commercial Sex Acts	0	0	0	0
		Involuntary Servitude	0	0	0	0
		Crimes Against Property				
		Arson	0	0	0	0
		Bribery	0	0	0	0
		Burglary	0	0	0	0
		Counterfeiting/Forgery	0	0	0	0
		Destruction/Damage/Vandalism	2	0	0	0
		Embezzlement	0	0	0	0
		Extortion/Blackmail	0	0	0	0
		Fraud - False Pretenses	0	0	0	0
		Fraud - Credit Card/ATM	0	0	0	0
		Fraud - Impersonation	0	0	0	0
		Fraud - Welfare	0	0	0	0
		Fraud - Wire	0	0	0	0
		Fraud - Identity Theft	0	0	0	0
		Fraud - Computer Hacking/Invasion	0	0	0	0
		Robbery	0	0	0	0
		Theft - Pocket-picking	0	0	0	0
		Theft - Purse Snatching	0	0	0	0
		Theft - Shoplifting	0	0	0	0
		Theft From Building	1	0	0	0
		Theft From Coin Machine	0	0	0	0
		Theft From Motor Vehicle	0	0	0	0
		Theft of Motor Vehicle Parts	0	0	0	0
		Theft - All Other Larceny	0	0	0	0
		Motor Vehicle Theft	0	0	0	0
		Stolen Property Offenses	0	0	0	0
		Crimes Against Society				
		Animal Cruelty	0	0	0	0
		Drug/Narcotic Violations	0	0	0	0
		Drug/Narcotic Equipment Violations	0	0	0	0
		Gambling - Betting/Wagering	0	0	0	0
		Gambling - Operating/Promoting	0	0	0	0
		Gambling - Equipment Violations	0	0	0	0
		Gambling - Sports Tampering	0	0	0	0
		Pornography/Obscene Material	0	0	0	0
		Prostitution	0	0	0	0
		Prostitution Assisting/Promoting	0	0	0	0
		Purchasing Prostitution	0	0	0	0
		Weapon Law Violations	0	0	0	0
		Total Group A Offenses	4	0	0	0
Domestic Violence Victims						
Offense	Reported	Cleared				
Murder	0	0	Burglary	0	0	0
Aggravated Assault	0	0	Counterfeiting/Forgery	0	0	0
Simple Assault	0	0	Destruction/Damage/Vandalism	2	0	0
Intimidation	0	0	Embezzlement	0	0	0
Stalking	0	0	Extortion/Blackmail	0	0	0
Forcible Rape	0	0	Fraud - False Pretenses	0	0	0
Forcible Sodomy	0	0	Fraud - Credit Card/ATM	0	0	0
Sexual Assault W/Object	0	0	Fraud - Impersonation	0	0	0
Forcible Fondling	0	0	Fraud - Welfare	0	0	0
Incest	0	0	Fraud - Wire	0	0	0
Statutory Rape	0	0	Fraud - Identity Theft	0	0	0
Kidnapping/Abduction	0	0	Fraud - Computer Hacking/Invasion	0	0	0
Commercial Sex Acts	0	0	Robbery	0	0	0
Involuntary Servitude	0	0	Theft - Pocket-picking	0	0	0
Total	0	0	Theft - Purse Snatching	0	0	0
			Theft - Shoplifting	0	0	0
			Theft From Building	1	0	0
			Theft From Coin Machine	0	0	0
			Theft From Motor Vehicle	0	0	0
			Theft of Motor Vehicle Parts	0	0	0
			Theft - All Other Larceny	0	0	0
			Motor Vehicle Theft	0	0	0
			Stolen Property Offenses	0	0	0
			Crimes Against Society			
			Animal Cruelty	0	0	0
			Drug/Narcotic Violations	0	0	0
			Drug/Narcotic Equipment Violations	0	0	0
			Gambling - Betting/Wagering	0	0	0
			Gambling - Operating/Promoting	0	0	0
			Gambling - Equipment Violations	0	0	0
			Gambling - Sports Tampering	0	0	0
			Pornography/Obscene Material	0	0	0
			Prostitution	0	0	0
			Prostitution Assisting/Promoting	0	0	0
			Purchasing Prostitution	0	0	0
			Weapon Law Violations	0	0	0
			Total Group A Offenses	4	0	0
Group B Arrests						
Offense	Adult	Juvenile				
Bad Checks	0	0				
Curfew/Vagrancy	0	0				
Disorderly Conduct	0	0				
DUI	0	0				
Drunkenness	0	0				
Family-Non Violent	0	0				
Liquor Law Violations	0	0				
Peeping Tom	0	0				
Trespass	0	0				
All Other Offenses	0	0				
Total Group B	0	0				

Crime in Tennessee 2022

(*) Offenses are counted using the FBI Units of Count for Crime

(**) The 'Arrests' column shows arrests made for incidents during the selected period, regardless of arrest date. Arrest counts for the same period may change over time.

Walters State Community College - NIBRS Agency Crime Overview - 2022

2022 Population Estimate		5,261	Offenses (*)		Arrests (**)	
Offense Overview			Reported	Cleared	Adult	Juvenile
Group A Offenses						
Crimes Against Persons						
Offense Total	3	Murder	0	0	0	0
Number Cleared	0	Negligent Manslaughter	0	0	0	0
Percent Cleared	0.00%	Negligent Vehicular Manslaughter	0	0	0	0
Group A Crimes per 100,000 population	57.0	Kidnapping/Abduction	0	0	0	0
		Forcible Rape	0	0	0	0
		Forcible Sodomy	0	0	0	0
		Sexual Assault W/Object	0	0	0	0
		Forcible Fondling	0	0	0	0
		Incest	0	0	0	0
Arrest Overview		Statutory Rape	0	0	0	0
Total Arrests	1	Aggravated Assault	0	0	0	0
Adult Arrests	1	Simple Assault	0	0	0	0
Juvenile Arrests	0	Intimidation	0	0	0	0
Unknown Age	0	Stalking	0	0	0	0
Arrests per 100,000 population	19.0	Commercial Sex Acts	0	0	0	0
		Involuntary Servitude	0	0	0	0
Average number offenses/incident	1.00	Crimes Against Property				
		Arson	0	0	0	0
		Bribery	0	0	0	0
		Burglary	0	0	0	0
		Counterfeiting/Forgery	0	0	0	0
		Destruction/Damage/Vandalism	0	0	0	0
		Embezzlement	0	0	0	0
		Extortion/Blackmail	0	0	0	0
		Fraud - False Pretenses	3	0	0	0
		Fraud - Credit Card/ATM	0	0	0	0
		Fraud - Impersonation	0	0	0	0
		Fraud - Welfare	0	0	0	0
		Fraud - Wire	0	0	0	0
		Fraud - Identity Theft	0	0	0	0
		Fraud - Computer Hacking/Invasion	0	0	0	0
		Robbery	0	0	0	0
		Theft - Pocket-picking	0	0	0	0
		Theft - Purse Snatching	0	0	0	0
		Theft - Shoplifting	0	0	0	0
		Theft From Building	0	0	0	0
		Theft From Coin Machine	0	0	0	0
		Theft From Motor Vehicle	0	0	0	0
		Theft of Motor Vehicle Parts	0	0	0	0
		Theft - All Other Larceny	0	0	0	0
		Motor Vehicle Theft	0	0	0	0
		Stolen Property Offenses	0	0	0	0
		Crimes Against Society				
		Animal Cruelty	0	0	0	0
		Drug/Narcotic Violations	0	0	0	0
		Drug/Narcotic Equipment Violations	0	0	0	0
		Gambling - Betting/Wagering	0	0	0	0
		Gambling - Operating/Promoting	0	0	0	0
		Gambling - Equipment Violations	0	0	0	0
		Gambling - Sports Tampering	0	0	0	0
		Pornography/Obscene Material	0	0	0	0
		Prostitution	0	0	0	0
		Prostitution Assisting/Promoting	0	0	0	0
		Purchasing Prostitution	0	0	0	0
		Weapon Law Violations	0	0	0	0
		Total Group A Offenses	3	0	0	0
Domestic Violence Victims						
Offense	Reported	Cleared				
Murder	0	0				
Aggravated Assault	0	0				
Simple Assault	0	0				
Intimidation	0	0				
Stalking	0	0				
Forcible Rape	0	0				
Forcible Sodomy	0	0				
Sexual Assault W/Object	0	0				
Forcible Fondling	0	0				
Incest	0	0				
Statutory Rape	0	0				
Kidnapping/Abduction	0	0				
Commercial Sex Acts	0	0				
Involuntary Servitude	0	0				
Total	0	0				
Group B Arrests						
Offense	Adult	Juvenile				
Bad Checks	0	0				
Curfew/Vagrancy	0	0				
Disorderly Conduct	0	0				
DUI	0	0				
Drunkenness	0	0				
Family-Non Violent	0	0				
Liquor Law Violations	0	0				
Peeping Tom	0	0				
Trespass	1	0				
All Other Offenses	0	0				
Total Group B	1	0				

Crime in Tennessee 2022

(*) Offenses are counted using the FBI Units of Count for Crime

(**) The 'Arrests' column shows arrests made for incidents during the selected period, regardless of arrest date. Arrest counts for the same period may change over time.

CRIME IN TENNESSEE

2022



DRUG TASK FORCES



1st Judicial Drug Task Force - NIBRS Agency Crime Overview - 2022

2022 Population Estimate		N/A	Offenses (*)		Arrests (**)		
			Reported	Cleared	Adult	Juvenile	
Offense Overview			Group A Offenses				
			Crimes Against Persons				
Offense Total	36		Murder	0	0	0	0
Number Cleared	19		Negligent Manslaughter	0	0	0	0
Percent Cleared	52.78%		Negligent Vehicular Manslaughter	0	0	0	0
Group A Crimes per 100,000 population	N/A		Kidnapping/Abduction	0	0	0	0
			Forcible Rape	0	0	0	0
			Forcible Sodomy	0	0	0	0
			Sexual Assault W/Object	0	0	0	0
			Forcible Fondling	0	0	0	0
Arrest Overview			Incest	0	0	0	0
Total Arrests	11		Statutory Rape	0	0	0	0
Adult Arrests	11		Aggravated Assault	0	0	0	0
Juvenile Arrests	0		Simple Assault	0	0	0	0
Unknown Age	0		Intimidation	0	0	0	0
Arrests per 100,000 population	N/A		Stalking	0	0	0	0
			Commercial Sex Acts	0	0	0	0
Average number offenses/incident	1.57		Involuntary Servitude	0	0	0	0
			Crimes Against Property				
Domestic Violence Victims			Arson	0	0	0	0
Offense	Reported	Cleared	Bribery	0	0	0	0
Murder	0	0	Burglary	0	0	0	0
Aggravated Assault	0	0	Counterfeiting/Forgery	0	0	0	0
Simple Assault	0	0	Destruction/Damage/Vandalism	0	0	0	0
Intimidation	0	0	Embezzlement	0	0	0	0
Stalking	0	0	Extortion/Blackmail	0	0	0	0
Forcible Rape	0	0	Fraud - False Pretenses	0	0	0	0
Forcible Sodomy	0	0	Fraud - Credit Card/ATM	0	0	0	0
Sexual Assault W/Object	0	0	Fraud - Impersonation	0	0	0	0
Forcible Fondling	0	0	Fraud - Welfare	0	0	0	0
Incest	0	0	Fraud - Wire	0	0	0	0
Statutory Rape	0	0	Fraud - Identity Theft	0	0	0	0
Kidnapping/Abduction	0	0	Fraud - Computer Hacking/Invasion	0	0	0	0
Commercial Sex Acts	0	0	Robbery	0	0	0	0
Involuntary Servitude	0	0	Theft - Pocket-picking	0	0	0	0
Total	0	0	Theft - Purse Snatching	0	0	0	0
			Theft - Shoplifting	0	0	0	0
			Theft From Building	0	0	0	0
Group B Arrests			Theft From Coin Machine	0	0	0	0
Offense	Adult	Juvenile	Theft From Motor Vehicle	0	0	0	0
Bad Checks	0	0	Theft of Motor Vehicle Parts	0	0	0	0
Curfew/Vagrancy	0	0	Theft - All Other Larceny	0	0	0	0
Disorderly Conduct	0	0	Motor Vehicle Theft	0	0	0	0
DUI	0	0	Stolen Property Offenses	0	0	0	0
Drunkenness	0	0	Crimes Against Society				
Family-Non Violent	0	0	Animal Cruelty	0	0	0	0
Liquor Law Violations	0	0	Drug/Narcotic Violations	23	10	10	0
Peeping Tom	0	0	Drug/Narcotic Equipment Violations	12	8	1	0
Trespass	0	0	Gambling - Betting/Wagering	0	0	0	0
All Other Offenses	0	0	Gambling - Operating/Promoting	0	0	0	0
Total Group B	0	0	Gambling - Equipment Violations	0	0	0	0
			Gambling - Sports Tampering	0	0	0	0
			Pornography/Obscene Material	0	0	0	0
			Prostitution	0	0	0	0
			Prostitution Assisting/Promoting	0	0	0	0
			Purchasing Prostitution	0	0	0	0
			Weapon Law Violations	1	1	0	0
			Total Group A Offenses	36	19	11	0

Crime in Tennessee 2022

(*) Offenses are counted using the FBI Units of Count for Crime

(**) The 'Arrests' column shows arrests made for incidents during the selected period, regardless of arrest date. Arrest counts for the same period may change over time.

2nd Judicial Drug Task Force - NIBRS Agency Crime Overview - 2022

2022 Population Estimate		N/A	Offenses (*)		Arrests (**)		
			Reported	Cleared	Adult	Juvenile	
Offense Overview			Group A Offenses				
			Crimes Against Persons				
Offense Total	79		Murder	0	0	0	0
Number Cleared	48		Negligent Manslaughter	0	0	0	0
Percent Cleared	60.76%		Negligent Vehicular Manslaughter	0	0	0	0
Group A Crimes per 100,000 population	N/A		Kidnapping/Abduction	0	0	0	0
			Forcible Rape	0	0	0	0
			Forcible Sodomy	0	0	0	0
			Sexual Assault W/Object	0	0	0	0
			Forcible Fondling	0	0	0	0
Arrest Overview			Incest	0	0	0	0
Total Arrests	21		Statutory Rape	0	0	0	0
Adult Arrests	21		Aggravated Assault	0	0	0	0
Juvenile Arrests	0		Simple Assault	0	0	0	0
Unknown Age	0		Intimidation	0	0	0	0
Arrests per 100,000 population	N/A		Stalking	0	0	0	0
			Commercial Sex Acts	0	0	0	0
Average number offenses/incident	1.46		Involuntary Servitude	0	0	0	0
			Crimes Against Property				
Domestic Violence Victims			Arson	0	0	0	0
Offense	Reported	Cleared	Bribery	0	0	0	0
Murder	0	0	Burglary	0	0	0	0
Aggravated Assault	0	0	Counterfeiting/Forgery	0	0	0	0
Simple Assault	0	0	Destruction/Damage/Vandalism	0	0	0	0
Intimidation	0	0	Embezzlement	0	0	0	0
Stalking	0	0	Extortion/Blackmail	0	0	0	0
Forcible Rape	0	0	Fraud - False Pretenses	0	0	0	0
Forcible Sodomy	0	0	Fraud - Credit Card/ATM	0	0	0	0
Sexual Assault W/Object	0	0	Fraud - Impersonation	0	0	0	0
Forcible Fondling	0	0	Fraud - Welfare	0	0	0	0
Incest	0	0	Fraud - Wire	0	0	0	0
Statutory Rape	0	0	Fraud - Identity Theft	0	0	0	0
Kidnapping/Abduction	0	0	Fraud - Computer Hacking/Invasion	0	0	0	0
Commercial Sex Acts	0	0	Robbery	0	0	0	0
Involuntary Servitude	0	0	Theft - Pocket-picking	0	0	0	0
Total	0	0	Theft - Purse Snatching	0	0	0	0
			Theft - Shoplifting	0	0	0	0
			Theft From Building	0	0	0	0
Group B Arrests			Theft From Coin Machine	0	0	0	0
Offense	Adult	Juvenile	Theft From Motor Vehicle	0	0	0	0
Bad Checks	0	0	Theft of Motor Vehicle Parts	0	0	0	0
Curfew/Vagrancy	0	0	Theft - All Other Larceny	0	0	0	0
Disorderly Conduct	0	0	Motor Vehicle Theft	0	0	0	0
DUI	0	0	Stolen Property Offenses	0	0	0	0
Drunkenness	0	0	Crimes Against Society				
Family-Non Violent	0	0	Animal Cruelty	0	0	0	0
Liquor Law Violations	0	0	Drug/Narcotic Violations	54	31	21	0
Peeping Tom	0	0	Drug/Narcotic Equipment Violations	14	10	0	0
Trespass	0	0	Gambling - Betting/Wagering	0	0	0	0
All Other Offenses	0	0	Gambling - Operating/Promoting	0	0	0	0
Total Group B	0	0	Gambling - Equipment Violations	0	0	0	0
			Gambling - Sports Tampering	0	0	0	0
			Pornography/Obscene Material	0	0	0	0
			Prostitution	0	0	0	0
			Prostitution Assisting/Promoting	0	0	0	0
			Purchasing Prostitution	0	0	0	0
			Weapon Law Violations	11	7	0	0
			Total Group A Offenses	79	48	21	0

Crime in Tennessee 2022

(*) Offenses are counted using the FBI Units of Count for Crime

(**) The 'Arrests' column shows arrests made for incidents during the selected period, regardless of arrest date. Arrest counts for the same period may change over time.

3rd Judicial Drug Task Force - NIBRS Agency Crime Overview - 2022

2022 Population Estimate		N/A	Offenses (*)		Arrests (**)	
Offense Overview			Reported	Cleared	Adult	Juvenile
Offense Total		214				
Number Cleared		34				
Percent Cleared		15.89%				
Group A Crimes per 100,000 population		N/A				
Arrest Overview						
Total Arrests		10				
Adult Arrests		10				
Juvenile Arrests		0				
Unknown Age		0				
Arrests per 100,000 population		N/A				
Average number offenses/incident		1.98				
Domestic Violence Victims						
Offense	Reported	Cleared				
Murder	0	0				
Aggravated Assault	0	0				
Simple Assault	0	0				
Intimidation	0	0				
Stalking	0	0				
Forcible Rape	0	0				
Forcible Sodomy	0	0				
Sexual Assault W/Object	0	0				
Forcible Fondling	0	0				
Incest	0	0				
Statutory Rape	0	0				
Kidnapping/Abduction	0	0				
Commercial Sex Acts	0	0				
Involuntary Servitude	0	0				
Total	0	0				
Group B Arrests						
Offense	Adult	Juvenile				
Bad Checks	0	0				
Curfew/Vagrancy	0	0				
Disorderly Conduct	0	0				
DUI	0	0				
Drunkenness	0	0				
Family-Non Violent	0	0				
Liquor Law Violations	0	0				
Peeping Tom	0	0				
Trespass	0	0				
All Other Offenses	0	0				
Total Group B	0	0				
Crimes Against Property						
Arson	0	0				
Bribery	0	0				
Burglary	0	0				
Counterfeiting/Forgery	0	0				
Destruction/Damage/Vandalism	0	0				
Embezzlement	0	0				
Extortion/Blackmail	0	0				
Fraud - False Pretenses	0	0				
Fraud - Credit Card/ATM	0	0				
Fraud - Impersonation	0	0				
Fraud - Welfare	0	0				
Fraud - Wire	0	0				
Fraud - Identity Theft	0	0				
Fraud - Computer Hacking/Invasion	0	0				
Robbery	0	0				
Theft - Pocket-picking	0	0				
Theft - Purse Snatching	0	0				
Theft - Shoplifting	0	0				
Theft From Building	0	0				
Theft From Coin Machine	0	0				
Theft From Motor Vehicle	0	0				
Theft of Motor Vehicle Parts	0	0				
Theft - All Other Larceny	0	0				
Motor Vehicle Theft	0	0				
Stolen Property Offenses	0	0				
Crimes Against Society						
Animal Cruelty	0	0				
Drug/Narcotic Violations	108	16				
Drug/Narcotic Equipment Violations	102	15				
Gambling - Betting/Wagering	0	0				
Gambling - Operating/Promoting	0	0				
Gambling - Equipment Violations	0	0				
Gambling - Sports Tampering	0	0				
Pornography/Obscene Material	0	0				
Prostitution	0	0				
Prostitution Assisting/Promoting	0	0				
Purchasing Prostitution	0	0				
Weapon Law Violations	4	3				
Total Group A Offenses	214	34			10	0

Crime in Tennessee 2022

(*) Offenses are counted using the FBI Units of Count for Crime

(**) The 'Arrests' column shows arrests made for incidents during the selected period, regardless of arrest date. Arrest counts for the same period may change over time.

4th Judicial Drug Task Force - NIBRS Agency Crime Overview - 2022

2022 Population Estimate		N/A	Offenses (*)		Arrests (**)		
			Reported	Cleared	Adult	Juvenile	
Offense Overview			Group A Offenses				
			Crimes Against Persons				
Offense Total	167		Murder	0	0	0	0
Number Cleared	0		Negligent Manslaughter	0	0	0	0
Percent Cleared	0.00%		Negligent Vehicular Manslaughter	0	0	0	0
Group A Crimes per 100,000 population	N/A		Kidnapping/Abduction	0	0	0	0
			Forcible Rape	0	0	0	0
			Forcible Sodomy	0	0	0	0
			Sexual Assault W/Object	0	0	0	0
			Forcible Fondling	0	0	0	0
Arrest Overview			Incest	0	0	0	0
Total Arrests	0		Statutory Rape	0	0	0	0
Adult Arrests	0		Aggravated Assault	0	0	0	0
Juvenile Arrests	0		Simple Assault	0	0	0	0
Unknown Age	0		Intimidation	0	0	0	0
Arrests per 100,000 population	N/A		Stalking	0	0	0	0
			Commercial Sex Acts	0	0	0	0
Average number offenses/incident	1.01		Involuntary Servitude	0	0	0	0
			Crimes Against Property				
Domestic Violence Victims			Arson	0	0	0	0
Offense	Reported	Cleared	Bribery	0	0	0	0
Murder	0	0	Burglary	0	0	0	0
Aggravated Assault	0	0	Counterfeiting/Forgery	0	0	0	0
Simple Assault	0	0	Destruction/Damage/Vandalism	0	0	0	0
Intimidation	0	0	Embezzlement	0	0	0	0
Stalking	0	0	Extortion/Blackmail	0	0	0	0
Forcible Rape	0	0	Fraud - False Pretenses	0	0	0	0
Forcible Sodomy	0	0	Fraud - Credit Card/ATM	0	0	0	0
Sexual Assault W/Object	0	0	Fraud - Impersonation	0	0	0	0
Forcible Fondling	0	0	Fraud - Welfare	0	0	0	0
Incest	0	0	Fraud - Wire	0	0	0	0
Statutory Rape	0	0	Fraud - Identity Theft	0	0	0	0
Kidnapping/Abduction	0	0	Fraud - Computer Hacking/Invasion	0	0	0	0
Commercial Sex Acts	0	0	Robbery	0	0	0	0
Involuntary Servitude	0	0	Theft - Pocket-picking	0	0	0	0
Total	0	0	Theft - Purse Snatching	0	0	0	0
			Theft - Shoplifting	0	0	0	0
			Theft From Building	0	0	0	0
Group B Arrests			Theft From Coin Machine	0	0	0	0
Offense	Adult	Juvenile	Theft From Motor Vehicle	0	0	0	0
Bad Checks	0	0	Theft of Motor Vehicle Parts	0	0	0	0
Curfew/Vagrancy	0	0	Theft - All Other Larceny	0	0	0	0
Disorderly Conduct	0	0	Motor Vehicle Theft	0	0	0	0
DUI	0	0	Stolen Property Offenses	0	0	0	0
Drunkenness	0	0	Crimes Against Society				
Family-Non Violent	0	0	Animal Cruelty	0	0	0	0
Liquor Law Violations	0	0	Drug/Narcotic Violations	163	0	0	0
Peeping Tom	0	0	Drug/Narcotic Equipment Violations	1	0	0	0
Trespass	0	0	Gambling - Betting/Wagering	0	0	0	0
All Other Offenses	0	0	Gambling - Operating/Promoting	0	0	0	0
Total Group B	0	0	Gambling - Equipment Violations	0	0	0	0
			Gambling - Sports Tampering	0	0	0	0
			Pornography/Obscene Material	0	0	0	0
			Prostitution	0	0	0	0
			Prostitution Assisting/Promoting	0	0	0	0
			Purchasing Prostitution	0	0	0	0
			Weapon Law Violations	3	0	0	0
			Total Group A Offenses	167	0	0	0

Crime in Tennessee 2022

(*) Offenses are counted using the FBI Units of Count for Crime

(**) The 'Arrests' column shows arrests made for incidents during the selected period, regardless of arrest date. Arrest counts for the same period may change over time.

5th Judicial Drug Task Force - NIBRS Agency Crime Overview - 2022

2022 Population Estimate		N/A	Offenses (*)		Arrests (**)		
			Reported	Cleared	Adult	Juvenile	
Offense Overview			Group A Offenses				
			Crimes Against Persons				
Offense Total	416		Murder	0	0	0	0
Number Cleared	198		Negligent Manslaughter	0	0	0	0
Percent Cleared	47.60%		Negligent Vehicular Manslaughter	0	0	0	0
Group A Crimes per 100,000 population	N/A		Kidnapping/Abduction	0	0	0	0
			Forcible Rape	0	0	0	0
			Forcible Sodomy	0	0	0	0
			Sexual Assault W/Object	0	0	0	0
			Forcible Fondling	0	0	0	0
Arrest Overview			Incest	0	0	0	0
Total Arrests	134		Statutory Rape	0	0	0	0
Adult Arrests	132		Aggravated Assault	0	0	0	0
Juvenile Arrests	2		Simple Assault	0	0	0	0
Unknown Age	0		Intimidation	0	0	0	0
Arrests per 100,000 population	N/A		Stalking	0	0	0	0
			Commercial Sex Acts	0	0	0	0
Average number offenses/incident	1.29		Involuntary Servitude	0	0	0	0
			Crimes Against Property				
Domestic Violence Victims			Arson	0	0	0	0
Offense	Reported	Cleared	Bribery	0	0	0	0
Murder	0	0	Burglary	0	0	0	0
Aggravated Assault	0	0	Counterfeiting/Forgery	3	2	0	0
Simple Assault	0	0	Destruction/Damage/Vandalism	0	0	0	0
Intimidation	0	0	Embezzlement	0	0	0	0
Stalking	0	0	Extortion/Blackmail	0	0	0	0
Forcible Rape	0	0	Fraud - False Pretenses	7	5	4	0
Forcible Sodomy	0	0	Fraud - Credit Card/ATM	0	0	0	0
Sexual Assault W/Object	0	0	Fraud - Impersonation	0	0	0	0
Forcible Fondling	0	0	Fraud - Welfare	0	0	0	0
Incest	0	0	Fraud - Wire	0	0	0	0
Statutory Rape	0	0	Fraud - Identity Theft	1	1	0	0
Kidnapping/Abduction	0	0	Fraud - Computer Hacking/Invasion	0	0	0	0
Commercial Sex Acts	0	0	Robbery	0	0	0	0
Involuntary Servitude	0	0	Theft - Pocket-picking	0	0	0	0
Total	0	0	Theft - Purse Snatching	0	0	0	0
			Theft - Shoplifting	0	0	0	0
			Theft From Building	0	0	0	0
Group B Arrests			Theft From Coin Machine	0	0	0	0
Offense	Adult	Juvenile	Theft From Motor Vehicle	0	0	0	0
Bad Checks	0	0	Theft of Motor Vehicle Parts	0	0	0	0
Curfew/Vagrancy	0	0	Theft - All Other Larceny	0	0	0	0
Disorderly Conduct	0	0	Motor Vehicle Theft	0	0	0	0
DUI	0	0	Stolen Property Offenses	0	0	0	0
Drunkenness	0	0	Crimes Against Society				
Family-Non Violent	0	0	Animal Cruelty	0	0	0	0
Liquor Law Violations	0	0	Drug/Narcotic Violations	298	131	124	2
Peeping Tom	0	0	Drug/Narcotic Equipment Violations	89	45	2	0
Trespass	0	0	Gambling - Betting/Wagering	0	0	0	0
All Other Offenses	1	0	Gambling - Operating/Promoting	0	0	0	0
Total Group B	1	0	Gambling - Equipment Violations	0	0	0	0
			Gambling - Sports Tampering	0	0	0	0
			Pornography/Obscene Material	0	0	0	0
			Prostitution	0	0	0	0
			Prostitution Assisting/Promoting	0	0	0	0
			Purchasing Prostitution	0	0	0	0
			Weapon Law Violations	18	14	1	0
			Total Group A Offenses	416	198	131	2

Crime in Tennessee 2022

(*) Offenses are counted using the FBI Units of Count for Crime

(**) The 'Arrests' column shows arrests made for incidents during the selected period, regardless of arrest date. Arrest counts for the same period may change over time.

7th Judicial District Crime Task Force - NIBRS Agency Crime Overview - 2022

2022 Population Estimate		N/A	Offenses (*)		Arrests (**)	
			Reported	Cleared	Adult	Juvenile
Offense Overview			Group A Offenses			
			Crimes Against Persons			
Offense Total	167	Murder	0	0	0	0
Number Cleared	76	Negligent Manslaughter	0	0	0	0
Percent Cleared	45.51%	Negligent Vehicular Manslaughter	0	0	0	0
Group A Crimes per 100,000 population	N/A	Kidnapping/Abduction	0	0	0	0
		Forcible Rape	0	0	0	0
		Forcible Sodomy	0	0	0	0
		Sexual Assault W/Object	0	0	0	0
		Forcible Fondling	0	0	0	0
Arrest Overview		Incest	0	0	0	0
Total Arrests	50	Statutory Rape	0	0	0	0
Adult Arrests	50	Aggravated Assault	0	0	0	0
Juvenile Arrests	0	Simple Assault	1	1	0	0
Unknown Age	0	Intimidation	0	0	0	0
Arrests per 100,000 population	N/A	Stalking	0	0	0	0
		Commercial Sex Acts	0	0	0	0
Average number offenses/incident	1.36	Involuntary Servitude	0	0	0	0
		Crimes Against Property				
Domestic Violence Victims		Arson	0	0	0	0
Offense	Reported	Cleared	Bribery	0	0	0
Murder	0	0	Burglary	0	0	0
Aggravated Assault	0	0	Counterfeiting/Forgery	0	0	0
Simple Assault	0	0	Destruction/Damage/Vandalism	0	0	0
Intimidation	0	0	Embezzlement	0	0	0
Stalking	0	0	Extortion/Blackmail	0	0	0
Forcible Rape	0	0	Fraud - False Pretenses	0	0	0
Forcible Sodomy	0	0	Fraud - Credit Card/ATM	0	0	0
Sexual Assault W/Object	0	0	Fraud - Impersonation	0	0	0
Forcible Fondling	0	0	Fraud - Welfare	0	0	0
Incest	0	0	Fraud - Wire	0	0	0
Statutory Rape	0	0	Fraud - Identity Theft	0	0	0
Kidnapping/Abduction	0	0	Fraud - Computer Hacking/Invasion	0	0	0
Commercial Sex Acts	0	0	Robbery	0	0	0
Involuntary Servitude	0	0	Theft - Pocket-picking	0	0	0
Total	0	0	Theft - Purse Snatching	0	0	0
			Theft - Shoplifting	0	0	0
			Theft From Building	0	0	0
Group B Arrests			Theft From Coin Machine	0	0	0
Offense	Adult	Juvenile	Theft From Motor Vehicle	0	0	0
Bad Checks	0	0	Theft of Motor Vehicle Parts	0	0	0
Curfew/Vagrancy	0	0	Theft - All Other Larceny	0	0	0
Disorderly Conduct	0	0	Motor Vehicle Theft	0	0	0
DUI	0	0	Stolen Property Offenses	0	0	0
Drunkenness	0	0	Crimes Against Society			
Family-Non Violent	0	0	Animal Cruelty	0	0	0
Liquor Law Violations	0	0	Drug/Narcotic Violations	117	45	33
Peeping Tom	0	0	Drug/Narcotic Equipment Violations	42	26	8
Trespass	0	0	Gambling - Betting/Wagering	0	0	0
All Other Offenses	6	0	Gambling - Operating/Promoting	0	0	0
Total Group B	6	0	Gambling - Equipment Violations	0	0	0
			Gambling - Sports Tampering	0	0	0
			Pornography/Obscene Material	0	0	0
			Prostitution	0	0	0
			Prostitution Assisting/Promoting	0	0	0
			Purchasing Prostitution	0	0	0
			Weapon Law Violations	7	4	3
			Total Group A Offenses	167	76	44

Crime in Tennessee 2022

(*) Offenses are counted using the FBI Units of Count for Crime

(**) The 'Arrests' column shows arrests made for incidents during the selected period, regardless of arrest date. Arrest counts for the same period may change over time.

9th Judicial Drug Task Force - NIBRS Agency Crime Overview - 2022

2022 Population Estimate		N/A	Offenses (*)		Arrests (**)		
			Reported	Cleared	Adult	Juvenile	
Offense Overview			Group A Offenses				
			Crimes Against Persons				
Offense Total	25		Murder	0	0	0	0
Number Cleared	6		Negligent Manslaughter	0	0	0	0
Percent Cleared	24.00%		Negligent Vehicular Manslaughter	0	0	0	0
Group A Crimes per 100,000 population	N/A		Kidnapping/Abduction	0	0	0	0
			Forcible Rape	0	0	0	0
			Forcible Sodomy	0	0	0	0
			Sexual Assault W/Object	0	0	0	0
			Forcible Fondling	0	0	0	0
Arrest Overview			Incest	0	0	0	0
Total Arrests	7		Statutory Rape	0	0	0	0
Adult Arrests	7		Aggravated Assault	0	0	0	0
Juvenile Arrests	0		Simple Assault	0	0	0	0
Unknown Age	0		Intimidation	0	0	0	0
Arrests per 100,000 population	N/A		Stalking	0	0	0	0
			Commercial Sex Acts	0	0	0	0
Average number offenses/incident	1.04		Involuntary Servitude	0	0	0	0
			Crimes Against Property				
Domestic Violence Victims			Arson	0	0	0	0
Offense	Reported	Cleared	Bribery	0	0	0	0
Murder	0	0	Burglary	0	0	0	0
Aggravated Assault	0	0	Counterfeiting/Forgery	0	0	0	0
Simple Assault	0	0	Destruction/Damage/Vandalism	0	0	0	0
Intimidation	0	0	Embezzlement	0	0	0	0
Stalking	0	0	Extortion/Blackmail	0	0	0	0
Forcible Rape	0	0	Fraud - False Pretenses	0	0	0	0
Forcible Sodomy	0	0	Fraud - Credit Card/ATM	0	0	0	0
Sexual Assault W/Object	0	0	Fraud - Impersonation	0	0	0	0
Forcible Fondling	0	0	Fraud - Welfare	0	0	0	0
Incest	0	0	Fraud - Wire	0	0	0	0
Statutory Rape	0	0	Fraud - Identity Theft	1	1	2	0
Kidnapping/Abduction	0	0	Fraud - Computer Hacking/Invasion	0	0	0	0
Commercial Sex Acts	0	0	Robbery	0	0	0	0
Involuntary Servitude	0	0	Theft - Pocket-picking	0	0	0	0
Total	0	0	Theft - Purse Snatching	0	0	0	0
			Theft - Shoplifting	0	0	0	0
			Theft From Building	0	0	0	0
Group B Arrests			Theft From Coin Machine	0	0	0	0
Offense	Adult	Juvenile	Theft From Motor Vehicle	0	0	0	0
Bad Checks	0	0	Theft of Motor Vehicle Parts	0	0	0	0
Curfew/Vagrancy	0	0	Theft - All Other Larceny	1	1	0	0
Disorderly Conduct	0	0	Motor Vehicle Theft	0	0	0	0
DUI	0	0	Stolen Property Offenses	0	0	0	0
Drunkenness	0	0	Crimes Against Society				
Family-Non Violent	0	0	Animal Cruelty	0	0	0	0
Liquor Law Violations	0	0	Drug/Narcotic Violations	23	4	5	0
Peeping Tom	0	0	Drug/Narcotic Equipment Violations	0	0	0	0
Trespass	0	0	Gambling - Betting/Wagering	0	0	0	0
All Other Offenses	0	0	Gambling - Operating/Promoting	0	0	0	0
Total Group B	0	0	Gambling - Equipment Violations	0	0	0	0
			Gambling - Sports Tampering	0	0	0	0
			Pornography/Obscene Material	0	0	0	0
			Prostitution	0	0	0	0
			Prostitution Assisting/Promoting	0	0	0	0
			Purchasing Prostitution	0	0	0	0
			Weapon Law Violations	0	0	0	0
			Total Group A Offenses	25	6	7	0

Crime in Tennessee 2022

(*) Offenses are counted using the FBI Units of Count for Crime

(**) The 'Arrests' column shows arrests made for incidents during the selected period, regardless of arrest date. Arrest counts for the same period may change over time.

10th Judicial Drug Task Force - NIBRS Agency Crime Overview - 2022

2022 Population Estimate		N/A	Offenses (*)		Arrests (**)		
			Reported	Cleared	Adult	Juvenile	
Offense Overview			Group A Offenses				
			Crimes Against Persons				
Offense Total	141		Murder	0	0	0	0
Number Cleared	26		Negligent Manslaughter	0	0	0	0
Percent Cleared	18.44%		Negligent Vehicular Manslaughter	0	0	0	0
Group A Crimes per 100,000 population	N/A		Kidnapping/Abduction	0	0	0	0
			Forcible Rape	0	0	0	0
			Forcible Sodomy	0	0	0	0
			Sexual Assault W/Object	0	0	0	0
			Forcible Fondling	0	0	0	0
Arrest Overview			Incest	0	0	0	0
Total Arrests	17		Statutory Rape	0	0	0	0
Adult Arrests	17		Aggravated Assault	0	0	0	0
Juvenile Arrests	0		Simple Assault	0	0	0	0
Unknown Age	0		Intimidation	0	0	0	0
Arrests per 100,000 population	N/A		Stalking	0	0	0	0
			Commercial Sex Acts	0	0	0	0
Average number offenses/incident	1.55		Involuntary Servitude	0	0	0	0
			Crimes Against Property				
Domestic Violence Victims			Arson	0	0	0	0
Offense	Reported	Cleared	Bribery	0	0	0	0
Murder	0	0	Burglary	0	0	0	0
Aggravated Assault	0	0	Counterfeiting/Forgery	0	0	0	0
Simple Assault	0	0	Destruction/Damage/Vandalism	0	0	0	0
Intimidation	0	0	Embezzlement	0	0	0	0
Stalking	0	0	Extortion/Blackmail	0	0	0	0
Forcible Rape	0	0	Fraud - False Pretenses	0	0	0	0
Forcible Sodomy	0	0	Fraud - Credit Card/ATM	0	0	0	0
Sexual Assault W/Object	0	0	Fraud - Impersonation	0	0	0	0
Forcible Fondling	0	0	Fraud - Welfare	0	0	0	0
Incest	0	0	Fraud - Wire	0	0	0	0
Statutory Rape	0	0	Fraud - Identity Theft	0	0	0	0
Kidnapping/Abduction	0	0	Fraud - Computer Hacking/Invasion	0	0	0	0
Commercial Sex Acts	0	0	Robbery	0	0	0	0
Involuntary Servitude	0	0	Theft - Pocket-picking	0	0	0	0
Total	0	0	Theft - Purse Snatching	0	0	0	0
			Theft - Shoplifting	0	0	0	0
			Theft From Building	0	0	0	0
Group B Arrests			Theft From Coin Machine	0	0	0	0
Offense	Adult	Juvenile	Theft From Motor Vehicle	0	0	0	0
Bad Checks	0	0	Theft of Motor Vehicle Parts	0	0	0	0
Curfew/Vagrancy	0	0	Theft - All Other Larceny	0	0	0	0
Disorderly Conduct	0	0	Motor Vehicle Theft	0	0	0	0
DUI	0	0	Stolen Property Offenses	0	0	0	0
Drunkenness	0	0	Crimes Against Society				
Family-Non Violent	0	0	Animal Cruelty	0	0	0	0
Liquor Law Violations	0	0	Drug/Narcotic Violations	89	13	17	0
Peeping Tom	0	0	Drug/Narcotic Equipment Violations	43	12	0	0
Trespass	0	0	Gambling - Betting/Wagering	0	0	0	0
All Other Offenses	0	0	Gambling - Operating/Promoting	0	0	0	0
Total Group B	0	0	Gambling - Equipment Violations	0	0	0	0
			Gambling - Sports Tampering	0	0	0	0
			Pornography/Obscene Material	0	0	0	0
			Prostitution	0	0	0	0
			Prostitution Assisting/Promoting	0	0	0	0
			Purchasing Prostitution	0	0	0	0
			Weapon Law Violations	9	1	0	0
			Total Group A Offenses	141	26	17	0

Crime in Tennessee 2022

(*) Offenses are counted using the FBI Units of Count for Crime

(**) The 'Arrests' column shows arrests made for incidents during the selected period, regardless of arrest date. Arrest counts for the same period may change over time.

12th Judicial Drug Task Force - NIBRS Agency Crime Overview - 2022

2022 Population Estimate		N/A	Offenses (*)		Arrests (**)		
			Reported	Cleared	Adult	Juvenile	
Offense Overview			Group A Offenses				
			Crimes Against Persons				
Offense Total	131		Murder	0	0	0	0
Number Cleared	128		Negligent Manslaughter	0	0	0	0
Percent Cleared	97.71%		Negligent Vehicular Manslaughter	0	0	0	0
Group A Crimes per 100,000 population	N/A		Kidnapping/Abduction	0	0	0	0
			Forcible Rape	0	0	0	0
			Forcible Sodomy	0	0	0	0
			Sexual Assault W/Object	0	0	0	0
			Forcible Fondling	0	0	0	0
Arrest Overview			Incest	0	0	0	0
Total Arrests	99		Statutory Rape	0	0	0	0
Adult Arrests	99		Aggravated Assault	3	3	1	0
Juvenile Arrests	0		Simple Assault	0	0	0	0
Unknown Age	0		Intimidation	0	0	0	0
Arrests per 100,000 population	N/A		Stalking	1	1	1	0
			Commercial Sex Acts	0	0	0	0
Average number offenses/incident	1.75		Involuntary Servitude	0	0	0	0
			Crimes Against Property				
Domestic Violence Victims			Arson	0	0	0	0
Offense	Reported	Cleared	Bribery	0	0	0	0
Murder	0	0	Burglary	0	0	0	0
Aggravated Assault	0	0	Counterfeiting/Forgery	0	0	0	0
Simple Assault	0	0	Destruction/Damage/Vandalism	0	0	0	0
Intimidation	0	0	Embezzlement	0	0	0	0
Stalking	0	0	Extortion/Blackmail	0	0	0	0
Forcible Rape	0	0	Fraud - False Pretenses	0	0	0	0
Forcible Sodomy	0	0	Fraud - Credit Card/ATM	0	0	0	0
Sexual Assault W/Object	0	0	Fraud - Impersonation	0	0	0	0
Forcible Fondling	0	0	Fraud - Welfare	0	0	0	0
Incest	0	0	Fraud - Wire	0	0	0	0
Statutory Rape	0	0	Fraud - Identity Theft	0	0	0	0
Kidnapping/Abduction	0	0	Fraud - Computer Hacking/Invasion	0	0	0	0
Commercial Sex Acts	0	0	Robbery	0	0	0	0
Involuntary Servitude	0	0	Theft - Pocket-picking	0	0	0	0
Total	0	0	Theft - Purse Snatching	0	0	0	0
			Theft - Shoplifting	0	0	0	0
			Theft From Building	0	0	0	0
Group B Arrests			Theft From Coin Machine	0	0	0	0
Offense	Adult	Juvenile	Theft From Motor Vehicle	0	0	0	0
Bad Checks	0	0	Theft of Motor Vehicle Parts	0	0	0	0
Curfew/Vagrancy	0	0	Theft - All Other Larceny	0	0	0	0
Disorderly Conduct	0	0	Motor Vehicle Theft	1	1	1	0
DUI	0	0	Stolen Property Offenses	0	0	0	0
Drunkenness	0	0	Crimes Against Society				
Family-Non Violent	0	0	Animal Cruelty	0	0	0	0
Liquor Law Violations	0	0	Drug/Narcotic Violations	66	64	86	0
Peeping Tom	0	0	Drug/Narcotic Equipment Violations	46	45	7	0
Trespass	0	0	Gambling - Betting/Wagering	0	0	0	0
All Other Offenses	1	0	Gambling - Operating/Promoting	0	0	0	0
Total Group B	1	0	Gambling - Equipment Violations	0	0	0	0
			Gambling - Sports Tampering	0	0	0	0
			Pornography/Obscene Material	0	0	0	0
			Prostitution	0	0	0	0
			Prostitution Assisting/Promoting	0	0	0	0
			Purchasing Prostitution	0	0	0	0
			Weapon Law Violations	14	14	2	0
			Total Group A Offenses	131	128	98	0

Crime in Tennessee 2022

(*) Offenses are counted using the FBI Units of Count for Crime

(**) The 'Arrests' column shows arrests made for incidents during the selected period, regardless of arrest date. Arrest counts for the same period may change over time.

14th Judicial Drug Task Force - NIBRS Agency Crime Overview - 2022

2022 Population Estimate		N/A	Offenses (*)		Arrests (**)		
			Reported	Cleared	Adult	Juvenile	
Offense Overview			Group A Offenses				
			Crimes Against Persons				
Offense Total	0		Murder	0	0	0	0
Number Cleared	0		Negligent Manslaughter	0	0	0	0
Percent Cleared	0.00%		Negligent Vehicular Manslaughter	0	0	0	0
Group A Crimes per 100,000 population	N/A		Kidnapping/Abduction	0	0	0	0
			Forcible Rape	0	0	0	0
			Forcible Sodomy	0	0	0	0
			Sexual Assault W/Object	0	0	0	0
Arrest Overview			Forcible Fondling	0	0	0	0
Total Arrests	0		Incest	0	0	0	0
Adult Arrests	0		Statutory Rape	0	0	0	0
Juvenile Arrests	0		Aggravated Assault	0	0	0	0
Unknown Age	0		Simple Assault	0	0	0	0
Arrests per 100,000 population	N/A		Intimidation	0	0	0	0
			Stalking	0	0	0	0
			Commercial Sex Acts	0	0	0	0
Average number offenses/incident	0.00		Involuntary Servitude	0	0	0	0
			Crimes Against Property				
Domestic Violence Victims			Arson	0	0	0	0
Offense	Reported	Cleared	Bribery	0	0	0	0
Murder	0	0	Burglary	0	0	0	0
Aggravated Assault	0	0	Counterfeiting/Forgery	0	0	0	0
Simple Assault	0	0	Destruction/Damage/Vandalism	0	0	0	0
Intimidation	0	0	Embezzlement	0	0	0	0
Stalking	0	0	Extortion/Blackmail	0	0	0	0
Forcible Rape	0	0	Fraud - False Pretenses	0	0	0	0
Forcible Sodomy	0	0	Fraud - Credit Card/ATM	0	0	0	0
Sexual Assault W/Object	0	0	Fraud - Impersonation	0	0	0	0
Forcible Fondling	0	0	Fraud - Welfare	0	0	0	0
Incest	0	0	Fraud - Wire	0	0	0	0
Statutory Rape	0	0	Fraud - Identity Theft	0	0	0	0
Kidnapping/Abduction	0	0	Fraud - Computer Hacking/Invasion	0	0	0	0
Commercial Sex Acts	0	0	Robbery	0	0	0	0
Involuntary Servitude	0	0	Theft - Pocket-picking	0	0	0	0
Total	0	0	Theft - Purse Snatching	0	0	0	0
			Theft - Shoplifting	0	0	0	0
			Theft From Building	0	0	0	0
Group B Arrests			Theft From Coin Machine	0	0	0	0
Offense	Adult	Juvenile	Theft From Motor Vehicle	0	0	0	0
Bad Checks	0	0	Theft of Motor Vehicle Parts	0	0	0	0
Curfew/Vagrancy	0	0	Theft - All Other Larceny	0	0	0	0
Disorderly Conduct	0	0	Motor Vehicle Theft	0	0	0	0
DUI	0	0	Stolen Property Offenses	0	0	0	0
Drunkenness	0	0	Crimes Against Society				
Family-Non Violent	0	0	Animal Cruelty	0	0	0	0
Liquor Law Violations	0	0	Drug/Narcotic Violations	0	0	0	0
Peeping Tom	0	0	Drug/Narcotic Equipment Violations	0	0	0	0
Trespass	0	0	Gambling - Betting/Wagering	0	0	0	0
All Other Offenses	0	0	Gambling - Operating/Promoting	0	0	0	0
Total Group B	0	0	Gambling - Equipment Violations	0	0	0	0
			Gambling - Sports Tampering	0	0	0	0
			Pornography/Obscene Material	0	0	0	0
			Prostitution	0	0	0	0
			Prostitution Assisting/Promoting	0	0	0	0
			Purchasing Prostitution	0	0	0	0
			Weapon Law Violations	0	0	0	0
			Total Group A Offenses	0	0	0	0

Crime in Tennessee 2022

(*) Offenses are counted using the FBI Units of Count for Crime

(**) The 'Arrests' column shows arrests made for incidents during the selected period, regardless of arrest date. Arrest counts for the same period may change over time.

15th Judicial Drug Task Force - NIBRS Agency Crime Overview - 2022

2022 Population Estimate		N/A	Offenses (*)		Arrests (**)		
			Reported	Cleared	Adult	Juvenile	
Offense Overview			Group A Offenses				
			Crimes Against Persons				
Offense Total	12		Murder	0	0	0	0
Number Cleared	8		Negligent Manslaughter	0	0	0	0
Percent Cleared	66.67%		Negligent Vehicular Manslaughter	0	0	0	0
Group A Crimes per 100,000 population	N/A		Kidnapping/Abduction	0	0	0	0
			Forcible Rape	0	0	0	0
			Forcible Sodomy	0	0	0	0
			Sexual Assault W/Object	0	0	0	0
			Forcible Fondling	0	0	0	0
Arrest Overview			Incest	0	0	0	0
Total Arrests	6		Statutory Rape	0	0	0	0
Adult Arrests	6		Aggravated Assault	0	0	0	0
Juvenile Arrests	0		Simple Assault	0	0	0	0
Unknown Age	0		Intimidation	0	0	0	0
Arrests per 100,000 population	N/A		Stalking	0	0	0	0
			Commercial Sex Acts	0	0	0	0
Average number offenses/incident	1.50		Involuntary Servitude	0	0	0	0
			Crimes Against Property				
Domestic Violence Victims			Arson	0	0	0	0
Offense	Reported	Cleared	Bribery	0	0	0	0
Murder	0	0	Burglary	0	0	0	0
Aggravated Assault	0	0	Counterfeiting/Forgery	0	0	0	0
Simple Assault	0	0	Destruction/Damage/Vandalism	0	0	0	0
Intimidation	0	0	Embezzlement	0	0	0	0
Stalking	0	0	Extortion/Blackmail	0	0	0	0
Forcible Rape	0	0	Fraud - False Pretenses	0	0	0	0
Forcible Sodomy	0	0	Fraud - Credit Card/ATM	0	0	0	0
Sexual Assault W/Object	0	0	Fraud - Impersonation	0	0	0	0
Forcible Fondling	0	0	Fraud - Welfare	0	0	0	0
Incest	0	0	Fraud - Wire	0	0	0	0
Statutory Rape	0	0	Fraud - Identity Theft	0	0	0	0
Kidnapping/Abduction	0	0	Fraud - Computer Hacking/Invasion	0	0	0	0
Commercial Sex Acts	0	0	Robbery	0	0	0	0
Involuntary Servitude	0	0	Theft - Pocket-picking	0	0	0	0
Total	0	0	Theft - Purse Snatching	0	0	0	0
			Theft - Shoplifting	0	0	0	0
			Theft From Building	0	0	0	0
Group B Arrests			Theft From Coin Machine	0	0	0	0
Offense	Adult	Juvenile	Theft From Motor Vehicle	0	0	0	0
Bad Checks	0	0	Theft of Motor Vehicle Parts	0	0	0	0
Curfew/Vagrancy	0	0	Theft - All Other Larceny	0	0	0	0
Disorderly Conduct	0	0	Motor Vehicle Theft	0	0	0	0
DUI	0	0	Stolen Property Offenses	0	0	0	0
Drunkenness	0	0	Crimes Against Society				
Family-Non Violent	0	0	Animal Cruelty	0	0	0	0
Liquor Law Violations	0	0	Drug/Narcotic Violations	8	5	6	0
Peeping Tom	0	0	Drug/Narcotic Equipment Violations	4	3	0	0
Trespass	0	0	Gambling - Betting/Wagering	0	0	0	0
All Other Offenses	0	0	Gambling - Operating/Promoting	0	0	0	0
Total Group B	0	0	Gambling - Equipment Violations	0	0	0	0
			Gambling - Sports Tampering	0	0	0	0
			Pornography/Obscene Material	0	0	0	0
			Prostitution	0	0	0	0
			Prostitution Assisting/Promoting	0	0	0	0
			Purchasing Prostitution	0	0	0	0
			Weapon Law Violations	0	0	0	0
			Total Group A Offenses	12	8	6	0

Crime in Tennessee 2022

(*) Offenses are counted using the FBI Units of Count for Crime

(**) The 'Arrests' column shows arrests made for incidents during the selected period, regardless of arrest date. Arrest counts for the same period may change over time.

17th Judicial Drug Task Force - NIBRS Agency Crime Overview - 2022

2022 Population Estimate		N/A	Offenses (*)		Arrests (**)	
Offense Overview			Reported	Cleared	Adult	Juvenile
Group A Offenses						
Crimes Against Persons						
Offense Total	73	Murder	0	0	0	0
Number Cleared	73	Negligent Manslaughter	0	0	0	0
Percent Cleared	100.00%	Negligent Vehicular Manslaughter	0	0	0	0
Group A Crimes per 100,000 population	N/A	Kidnapping/Abduction	0	0	0	0
		Forcible Rape	0	0	0	0
		Forcible Sodomy	0	0	0	0
		Sexual Assault W/Object	0	0	0	0
		Forcible Fondling	0	0	0	0
Arrest Overview		Incest	0	0	0	0
Total Arrests	74	Statutory Rape	0	0	0	0
Adult Arrests	74	Aggravated Assault	0	0	0	0
Juvenile Arrests	0	Simple Assault	0	0	0	0
Unknown Age	0	Intimidation	0	0	0	0
Arrests per 100,000 population	N/A	Stalking	0	0	0	0
		Commercial Sex Acts	0	0	0	0
Average number offenses/incident	1.35	Involuntary Servitude	0	0	0	0
		Crimes Against Property				
Domestic Violence Victims		Arson	0	0	0	0
Offense	Reported	Cleared	Bribery	0	0	0
Murder	0	0	Burglary	0	0	0
Aggravated Assault	0	0	Counterfeiting/Forgery	0	0	0
Simple Assault	0	0	Destruction/Damage/Vandalism	0	0	0
Intimidation	0	0	Embezzlement	0	0	0
Stalking	0	0	Extortion/Blackmail	0	0	0
Forcible Rape	0	0	Fraud - False Pretenses	0	0	0
Forcible Sodomy	0	0	Fraud - Credit Card/ATM	0	0	0
Sexual Assault W/Object	0	0	Fraud - Impersonation	0	0	0
Forcible Fondling	0	0	Fraud - Welfare	0	0	0
Incest	0	0	Fraud - Wire	0	0	0
Statutory Rape	0	0	Fraud - Identity Theft	0	0	0
Kidnapping/Abduction	0	0	Fraud - Computer Hacking/Invasion	0	0	0
Commercial Sex Acts	0	0	Robbery	0	0	0
Involuntary Servitude	0	0	Theft - Pocket-picking	0	0	0
Total	0	0	Theft - Purse Snatching	0	0	0
			Theft - Shoplifting	0	0	0
			Theft From Building	0	0	0
Group B Arrests			Theft From Coin Machine	0	0	0
Offense	Adult	Juvenile	Theft From Motor Vehicle	0	0	0
Bad Checks	0	0	Theft of Motor Vehicle Parts	0	0	0
Curfew/Vagrancy	0	0	Theft - All Other Larceny	0	0	0
Disorderly Conduct	0	0	Motor Vehicle Theft	0	0	0
DUI	0	0	Stolen Property Offenses	0	0	0
Drunkenness	0	0	Crimes Against Society			
Family-Non Violent	0	0	Animal Cruelty	0	0	0
Liquor Law Violations	0	0	Drug/Narcotic Violations	52	52	71
Peeping Tom	0	0	Drug/Narcotic Equipment Violations	21	21	3
Trespass	0	0	Gambling - Betting/Wagering	0	0	0
All Other Offenses	0	0	Gambling - Operating/Promoting	0	0	0
Total Group B	0	0	Gambling - Equipment Violations	0	0	0
			Gambling - Sports Tampering	0	0	0
			Pornography/Obscene Material	0	0	0
			Prostitution	0	0	0
			Prostitution Assisting/Promoting	0	0	0
			Purchasing Prostitution	0	0	0
			Weapon Law Violations	0	0	0
			Total Group A Offenses	73	73	74

Crime in Tennessee 2022

(*) Offenses are counted using the FBI Units of Count for Crime

(**) The 'Arrests' column shows arrests made for incidents during the selected period, regardless of arrest date. Arrest counts for the same period may change over time.

18th Judicial Drug Task Force - NIBRS Agency Crime Overview - 2022

2022 Population Estimate		N/A	Offenses (*)		Arrests (**)		
			Reported	Cleared	Adult	Juvenile	
Offense Overview			Group A Offenses				
			Crimes Against Persons				
Offense Total	81		Murder	0	0	0	0
Number Cleared	81		Negligent Manslaughter	0	0	0	0
Percent Cleared	100.00%		Negligent Vehicular Manslaughter	0	0	0	0
Group A Crimes per 100,000 population	N/A		Kidnapping/Abduction	0	0	0	0
			Forcible Rape	0	0	0	0
			Forcible Sodomy	0	0	0	0
			Sexual Assault W/Object	0	0	0	0
Arrest Overview			Forcible Fondling	0	0	0	0
Total Arrests	6		Incest	0	0	0	0
Adult Arrests	6		Statutory Rape	0	0	0	0
Juvenile Arrests	0		Aggravated Assault	0	0	0	0
Unknown Age	0		Simple Assault	0	0	0	0
Arrests per 100,000 population	N/A		Intimidation	0	0	0	0
			Stalking	0	0	0	0
			Commercial Sex Acts	0	0	0	0
Average number offenses/incident	1.84		Involuntary Servitude	0	0	0	0
			Crimes Against Property				
Domestic Violence Victims			Arson	0	0	0	0
Offense	Reported	Cleared	Bribery	0	0	0	0
Murder	0	0	Burglary	0	0	0	0
Aggravated Assault	0	0	Counterfeiting/Forgery	0	0	0	0
Simple Assault	0	0	Destruction/Damage/Vandalism	0	0	0	0
Intimidation	0	0	Embezzlement	0	0	0	0
Stalking	0	0	Extortion/Blackmail	0	0	0	0
Forcible Rape	0	0	Fraud - False Pretenses	0	0	0	0
Forcible Sodomy	0	0	Fraud - Credit Card/ATM	0	0	0	0
Sexual Assault W/Object	0	0	Fraud - Impersonation	0	0	0	0
Forcible Fondling	0	0	Fraud - Welfare	0	0	0	0
Incest	0	0	Fraud - Wire	0	0	0	0
Statutory Rape	0	0	Fraud - Identity Theft	0	0	0	0
Kidnapping/Abduction	0	0	Fraud - Computer Hacking/Invasion	0	0	0	0
Commercial Sex Acts	0	0	Robbery	0	0	0	0
Involuntary Servitude	0	0	Theft - Pocket-picking	0	0	0	0
Total	0	0	Theft - Purse Snatching	0	0	0	0
			Theft - Shoplifting	0	0	0	0
			Theft From Building	0	0	0	0
Group B Arrests			Theft From Coin Machine	0	0	0	0
Offense	Adult	Juvenile	Theft From Motor Vehicle	0	0	0	0
Bad Checks	0	0	Theft of Motor Vehicle Parts	0	0	0	0
Curfew/Vagrancy	0	0	Theft - All Other Larceny	0	0	0	0
Disorderly Conduct	0	0	Motor Vehicle Theft	0	0	0	0
DUI	0	0	Stolen Property Offenses	0	0	0	0
Drunkenness	0	0	Crimes Against Society				
Family-Non Violent	0	0	Animal Cruelty	0	0	0	0
Liquor Law Violations	0	0	Drug/Narcotic Violations	42	42	4	0
Peeping Tom	0	0	Drug/Narcotic Equipment Violations	33	33	2	0
Trespass	0	0	Gambling - Betting/Wagering	0	0	0	0
All Other Offenses	0	0	Gambling - Operating/Promoting	0	0	0	0
Total Group B	0	0	Gambling - Equipment Violations	0	0	0	0
			Gambling - Sports Tampering	0	0	0	0
			Pornography/Obscene Material	0	0	0	0
			Prostitution	0	0	0	0
			Prostitution Assisting/Promoting	0	0	0	0
			Purchasing Prostitution	0	0	0	0
			Weapon Law Violations	6	6	0	0
			Total Group A Offenses	81	81	6	0

Crime in Tennessee 2022

(*) Offenses are counted using the FBI Units of Count for Crime

(**) The 'Arrests' column shows arrests made for incidents during the selected period, regardless of arrest date. Arrest counts for the same period may change over time.

19th Judicial Drug Task Force - NIBRS Agency Crime Overview - 2022

2022 Population Estimate		N/A	Offenses (*)		Arrests (**)		
			Reported	Cleared	Adult	Juvenile	
Offense Overview			Group A Offenses				
			Crimes Against Persons				
Offense Total	287		Murder	0	0	0	0
Number Cleared	87		Negligent Manslaughter	1	1	2	0
Percent Cleared	30.31%		Negligent Vehicular Manslaughter	0	0	0	0
Group A Crimes per 100,000 population	N/A		Kidnapping/Abduction	0	0	0	0
			Forcible Rape	0	0	0	0
			Forcible Sodomy	0	0	0	0
			Sexual Assault W/Object	0	0	0	0
			Forcible Fondling	0	0	0	0
Arrest Overview			Incest	0	0	0	0
Total Arrests	56		Statutory Rape	0	0	0	0
Adult Arrests	56		Aggravated Assault	0	0	0	0
Juvenile Arrests	0		Simple Assault	0	0	0	0
Unknown Age	0		Intimidation	0	0	0	0
Arrests per 100,000 population	N/A		Stalking	0	0	0	0
			Commercial Sex Acts	0	0	0	0
Average number offenses/incident	1.56		Involuntary Servitude	0	0	0	0
			Crimes Against Property				
Domestic Violence Victims			Arson	0	0	0	0
Offense	Reported	Cleared	Bribery	0	0	0	0
Murder	0	0	Burglary	0	0	0	0
Aggravated Assault	0	0	Counterfeiting/Forgery	2	1	1	0
Simple Assault	0	0	Destruction/Damage/Vandalism	0	0	0	0
Intimidation	0	0	Embezzlement	0	0	0	0
Stalking	0	0	Extortion/Blackmail	0	0	0	0
Forcible Rape	0	0	Fraud - False Pretenses	0	0	0	0
Forcible Sodomy	0	0	Fraud - Credit Card/ATM	0	0	0	0
Sexual Assault W/Object	0	0	Fraud - Impersonation	0	0	0	0
Forcible Fondling	0	0	Fraud - Welfare	0	0	0	0
Incest	0	0	Fraud - Wire	0	0	0	0
Statutory Rape	0	0	Fraud - Identity Theft	1	1	0	0
Kidnapping/Abduction	0	0	Fraud - Computer Hacking/Invasion	0	0	0	0
Commercial Sex Acts	0	0	Robbery	0	0	0	0
Involuntary Servitude	0	0	Theft - Pocket-picking	0	0	0	0
Total	0	0	Theft - Purse Snatching	0	0	0	0
			Theft - Shoplifting	0	0	0	0
			Theft From Building	0	0	0	0
Group B Arrests			Theft From Coin Machine	0	0	0	0
Offense	Adult	Juvenile	Theft From Motor Vehicle	1	0	0	0
Bad Checks	0	0	Theft of Motor Vehicle Parts	0	0	0	0
Curfew/Vagrancy	0	0	Theft - All Other Larceny	0	0	0	0
Disorderly Conduct	0	0	Motor Vehicle Theft	0	0	0	0
DUI	0	0	Stolen Property Offenses	1	1	0	0
Drunkenness	0	0	Crimes Against Society				
Family-Non Violent	0	0	Animal Cruelty	0	0	0	0
Liquor Law Violations	0	0	Drug/Narcotic Violations	176	42	49	0
Peeping Tom	0	0	Drug/Narcotic Equipment Violations	77	31	0	0
Trespass	0	0	Gambling - Betting/Wagering	0	0	0	0
All Other Offenses	4	0	Gambling - Operating/Promoting	0	0	0	0
Total Group B	4	0	Gambling - Equipment Violations	0	0	0	0
			Gambling - Sports Tampering	0	0	0	0
			Pornography/Obscene Material	0	0	0	0
			Prostitution	0	0	0	0
			Prostitution Assisting/Promoting	0	0	0	0
			Purchasing Prostitution	0	0	0	0
			Weapon Law Violations	28	10	0	0
			Total Group A Offenses	287	87	52	0

Crime in Tennessee 2022

(*) Offenses are counted using the FBI Units of Count for Crime

(**) The 'Arrests' column shows arrests made for incidents during the selected period, regardless of arrest date. Arrest counts for the same period may change over time.

21st Judicial Drug Task Force - NIBRS Agency Crime Overview - 2022

2022 Population Estimate		N/A	Offenses (*)		Arrests (**)		
			Reported	Cleared	Adult	Juvenile	
Offense Overview			Group A Offenses				
			Crimes Against Persons				
Offense Total	0		Murder	0	0	0	0
Number Cleared	0		Negligent Manslaughter	0	0	0	0
Percent Cleared	0.00%		Negligent Vehicular Manslaughter	0	0	0	0
Group A Crimes per 100,000 population	N/A		Kidnapping/Abduction	0	0	0	0
			Forcible Rape	0	0	0	0
			Forcible Sodomy	0	0	0	0
			Sexual Assault W/Object	0	0	0	0
			Forcible Fondling	0	0	0	0
Arrest Overview			Incest	0	0	0	0
Total Arrests	0		Statutory Rape	0	0	0	0
Adult Arrests	0		Aggravated Assault	0	0	0	0
Juvenile Arrests	0		Simple Assault	0	0	0	0
Unknown Age	0		Intimidation	0	0	0	0
Arrests per 100,000 population	N/A		Stalking	0	0	0	0
			Commercial Sex Acts	0	0	0	0
Average number offenses/incident	0.00		Involuntary Servitude	0	0	0	0
			Crimes Against Property				
Domestic Violence Victims			Arson	0	0	0	0
Offense	Reported	Cleared	Bribery	0	0	0	0
Murder	0	0	Burglary	0	0	0	0
Aggravated Assault	0	0	Counterfeiting/Forgery	0	0	0	0
Simple Assault	0	0	Destruction/Damage/Vandalism	0	0	0	0
Intimidation	0	0	Embezzlement	0	0	0	0
Stalking	0	0	Extortion/Blackmail	0	0	0	0
Forcible Rape	0	0	Fraud - False Pretenses	0	0	0	0
Forcible Sodomy	0	0	Fraud - Credit Card/ATM	0	0	0	0
Sexual Assault W/Object	0	0	Fraud - Impersonation	0	0	0	0
Forcible Fondling	0	0	Fraud - Welfare	0	0	0	0
Incest	0	0	Fraud - Wire	0	0	0	0
Statutory Rape	0	0	Fraud - Identity Theft	0	0	0	0
Kidnapping/Abduction	0	0	Fraud - Computer Hacking/Invasion	0	0	0	0
Commercial Sex Acts	0	0	Robbery	0	0	0	0
Involuntary Servitude	0	0	Theft - Pocket-picking	0	0	0	0
Total	0	0	Theft - Purse Snatching	0	0	0	0
			Theft - Shoplifting	0	0	0	0
			Theft From Building	0	0	0	0
Group B Arrests			Theft From Coin Machine	0	0	0	0
Offense	Adult	Juvenile	Theft From Motor Vehicle	0	0	0	0
Bad Checks	0	0	Theft of Motor Vehicle Parts	0	0	0	0
Curfew/Vagrancy	0	0	Theft - All Other Larceny	0	0	0	0
Disorderly Conduct	0	0	Motor Vehicle Theft	0	0	0	0
DUI	0	0	Stolen Property Offenses	0	0	0	0
Drunkenness	0	0	Crimes Against Society				
Family-Non Violent	0	0	Animal Cruelty	0	0	0	0
Liquor Law Violations	0	0	Drug/Narcotic Violations	0	0	0	0
Peeping Tom	0	0	Drug/Narcotic Equipment Violations	0	0	0	0
Trespass	0	0	Gambling - Betting/Wagering	0	0	0	0
All Other Offenses	0	0	Gambling - Operating/Promoting	0	0	0	0
Total Group B	0	0	Gambling - Equipment Violations	0	0	0	0
			Gambling - Sports Tampering	0	0	0	0
			Pornography/Obscene Material	0	0	0	0
			Prostitution	0	0	0	0
			Prostitution Assisting/Promoting	0	0	0	0
			Purchasing Prostitution	0	0	0	0
			Weapon Law Violations	0	0	0	0
			Total Group A Offenses	0	0	0	0

Crime in Tennessee 2022

(*) Offenses are counted using the FBI Units of Count for Crime

(**) The 'Arrests' column shows arrests made for incidents during the selected period, regardless of arrest date. Arrest counts for the same period may change over time.

22nd Judicial Drug Task Force - NIBRS Agency Crime Overview - 2022

2022 Population Estimate		N/A	Offenses (*)		Arrests (**)		
			Reported	Cleared	Adult	Juvenile	
Offense Overview			Group A Offenses				
			Crimes Against Persons				
Offense Total	39		Murder	0	0	0	0
Number Cleared	6		Negligent Manslaughter	0	0	0	0
Percent Cleared	15.38%		Negligent Vehicular Manslaughter	0	0	0	0
Group A Crimes per 100,000 population	N/A		Kidnapping/Abduction	0	0	0	0
			Forcible Rape	0	0	0	0
			Forcible Sodomy	0	0	0	0
			Sexual Assault W/Object	0	0	0	0
			Forcible Fondling	0	0	0	0
Arrest Overview			Incest	0	0	0	0
Total Arrests	3		Statutory Rape	0	0	0	0
Adult Arrests	3		Aggravated Assault	1	1	0	0
Juvenile Arrests	0		Simple Assault	0	0	0	0
Unknown Age	0		Intimidation	0	0	0	0
Arrests per 100,000 population	N/A		Stalking	0	0	0	0
			Commercial Sex Acts	0	0	0	0
Average number offenses/incident	2.05		Involuntary Servitude	0	0	0	0
			Crimes Against Property				
Domestic Violence Victims			Arson	0	0	0	0
Offense	Reported	Cleared	Bribery	0	0	0	0
Murder	0	0	Burglary	0	0	0	0
Aggravated Assault	0	0	Counterfeiting/Forgery	0	0	0	0
Simple Assault	0	0	Destruction/Damage/Vandalism	0	0	0	0
Intimidation	0	0	Embezzlement	0	0	0	0
Stalking	0	0	Extortion/Blackmail	0	0	0	0
Forcible Rape	0	0	Fraud - False Pretenses	0	0	0	0
Forcible Sodomy	0	0	Fraud - Credit Card/ATM	0	0	0	0
Sexual Assault W/Object	0	0	Fraud - Impersonation	0	0	0	0
Forcible Fondling	0	0	Fraud - Welfare	0	0	0	0
Incest	0	0	Fraud - Wire	0	0	0	0
Statutory Rape	0	0	Fraud - Identity Theft	0	0	0	0
Kidnapping/Abduction	0	0	Fraud - Computer Hacking/Invasion	0	0	0	0
Commercial Sex Acts	0	0	Robbery	0	0	0	0
Involuntary Servitude	0	0	Theft - Pocket-picking	0	0	0	0
Total	0	0	Theft - Purse Snatching	0	0	0	0
			Theft - Shoplifting	0	0	0	0
			Theft From Building	0	0	0	0
Group B Arrests			Theft From Coin Machine	0	0	0	0
Offense	Adult	Juvenile	Theft From Motor Vehicle	0	0	0	0
Bad Checks	0	0	Theft of Motor Vehicle Parts	0	0	0	0
Curfew/Vagrancy	0	0	Theft - All Other Larceny	0	0	0	0
Disorderly Conduct	0	0	Motor Vehicle Theft	0	0	0	0
DUI	0	0	Stolen Property Offenses	0	0	0	0
Drunkenness	0	0	Crimes Against Society				
Family-Non Violent	0	0	Animal Cruelty	0	0	0	0
Liquor Law Violations	0	0	Drug/Narcotic Violations	19	2	3	0
Peeping Tom	0	0	Drug/Narcotic Equipment Violations	18	2	0	0
Trespass	0	0	Gambling - Betting/Wagering	0	0	0	0
All Other Offenses	0	0	Gambling - Operating/Promoting	0	0	0	0
Total Group B	0	0	Gambling - Equipment Violations	0	0	0	0
			Gambling - Sports Tampering	0	0	0	0
			Pornography/Obscene Material	0	0	0	0
			Prostitution	0	0	0	0
			Prostitution Assisting/Promoting	0	0	0	0
			Purchasing Prostitution	0	0	0	0
			Weapon Law Violations	1	1	0	0
			Total Group A Offenses	39	6	3	0

Crime in Tennessee 2022

(*) Offenses are counted using the FBI Units of Count for Crime

(**) The 'Arrests' column shows arrests made for incidents during the selected period, regardless of arrest date. Arrest counts for the same period may change over time.

23rd Judicial Drug Task Force - NIBRS Agency Crime Overview - 2022

2022 Population Estimate		N/A	Offenses (*)		Arrests (**)		
			Reported	Cleared	Adult	Juvenile	
Offense Overview			Group A Offenses				
			Crimes Against Persons				
Offense Total	479		Murder	0	0	0	0
Number Cleared	280		Negligent Manslaughter	0	0	0	0
Percent Cleared	58.46%		Negligent Vehicular Manslaughter	0	0	0	0
Group A Crimes per 100,000 population	N/A		Kidnapping/Abduction	0	0	0	0
			Forcible Rape	0	0	0	0
			Forcible Sodomy	0	0	0	0
			Sexual Assault W/Object	0	0	0	0
			Forcible Fondling	0	0	0	0
Arrest Overview			Incest	0	0	0	0
Total Arrests	228		Statutory Rape	0	0	0	0
Adult Arrests	228		Aggravated Assault	0	0	0	0
Juvenile Arrests	0		Simple Assault	0	0	0	0
Unknown Age	0		Intimidation	0	0	0	0
Arrests per 100,000 population	N/A		Stalking	0	0	0	0
			Commercial Sex Acts	0	0	0	0
Average number offenses/incident	1.66		Involuntary Servitude	0	0	0	0
			Crimes Against Property				
Domestic Violence Victims			Arson	0	0	0	0
Offense	Reported	Cleared	Bribery	0	0	0	0
Murder	0	0	Burglary	0	0	0	0
Aggravated Assault	0	0	Counterfeiting/Forgery	1	0	0	0
Simple Assault	0	0	Destruction/Damage/Vandalism	0	0	0	0
Intimidation	0	0	Embezzlement	0	0	0	0
Stalking	0	0	Extortion/Blackmail	0	0	0	0
Forcible Rape	0	0	Fraud - False Pretenses	0	0	0	0
Forcible Sodomy	0	0	Fraud - Credit Card/ATM	0	0	0	0
Sexual Assault W/Object	0	0	Fraud - Impersonation	0	0	0	0
Forcible Fondling	0	0	Fraud - Welfare	0	0	0	0
Incest	0	0	Fraud - Wire	0	0	0	0
Statutory Rape	0	0	Fraud - Identity Theft	0	0	0	0
Kidnapping/Abduction	0	0	Fraud - Computer Hacking/Invasion	0	0	0	0
Commercial Sex Acts	0	0	Robbery	0	0	0	0
Involuntary Servitude	0	0	Theft - Pocket-picking	0	0	0	0
Total	0	0	Theft - Purse Snatching	0	0	0	0
			Theft - Shoplifting	0	0	0	0
			Theft From Building	0	0	0	0
Group B Arrests			Theft From Coin Machine	0	0	0	0
Offense	Adult	Juvenile	Theft From Motor Vehicle	0	0	0	0
Bad Checks	0	0	Theft of Motor Vehicle Parts	0	0	0	0
Curfew/Vagrancy	0	0	Theft - All Other Larceny	0	0	0	0
Disorderly Conduct	0	0	Motor Vehicle Theft	0	0	0	0
DUI	0	0	Stolen Property Offenses	0	0	0	0
Drunkenness	0	0	Crimes Against Society				
Family-Non Violent	1	0	Animal Cruelty	0	0	0	0
Liquor Law Violations	0	0	Drug/Narcotic Violations	249	142	171	0
Peeping Tom	0	0	Drug/Narcotic Equipment Violations	192	121	21	0
Trespass	0	0	Gambling - Betting/Wagering	0	0	0	0
All Other Offenses	30	0	Gambling - Operating/Promoting	0	0	0	0
Total Group B	31	0	Gambling - Equipment Violations	0	0	0	0
			Gambling - Sports Tampering	0	0	0	0
			Pornography/Obscene Material	0	0	0	0
			Prostitution	0	0	0	0
			Prostitution Assisting/Promoting	0	0	0	0
			Purchasing Prostitution	0	0	0	0
			Weapon Law Violations	37	17	5	0
			Total Group A Offenses	479	280	197	0

Crime in Tennessee 2022

(*) Offenses are counted using the FBI Units of Count for Crime

(**) The 'Arrests' column shows arrests made for incidents during the selected period, regardless of arrest date. Arrest counts for the same period may change over time.

24th Judicial Drug Task Force - NIBRS Agency Crime Overview - 2022

2022 Population Estimate		N/A	Offenses (*)		Arrests (**)		
			Reported	Cleared	Adult	Juvenile	
Offense Overview			Group A Offenses				
			Crimes Against Persons				
Offense Total	140		Murder	0	0	0	0
Number Cleared	131		Negligent Manslaughter	0	0	0	0
Percent Cleared	93.57%		Negligent Vehicular Manslaughter	0	0	0	0
Group A Crimes per 100,000 population	N/A		Kidnapping/Abduction	0	0	0	0
			Forcible Rape	0	0	0	0
			Forcible Sodomy	0	0	0	0
			Sexual Assault W/Object	0	0	0	0
			Forcible Fondling	0	0	0	0
Arrest Overview			Incest	0	0	0	0
Total Arrests	94		Statutory Rape	0	0	0	0
Adult Arrests	94		Aggravated Assault	0	0	0	0
Juvenile Arrests	0		Simple Assault	0	0	0	0
Unknown Age	0		Intimidation	0	0	0	0
Arrests per 100,000 population	N/A		Stalking	0	0	0	0
			Commercial Sex Acts	0	0	0	0
Average number offenses/incident	1.92		Involuntary Servitude	0	0	0	0
			Crimes Against Property				
Domestic Violence Victims			Arson	0	0	0	0
Offense	Reported	Cleared	Bribery	0	0	0	0
Murder	0	0	Burglary	0	0	0	0
Aggravated Assault	0	0	Counterfeiting/Forgery	0	0	0	0
Simple Assault	0	0	Destruction/Damage/Vandalism	0	0	0	0
Intimidation	0	0	Embezzlement	0	0	0	0
Stalking	0	0	Extortion/Blackmail	0	0	0	0
Forcible Rape	0	0	Fraud - False Pretenses	0	0	0	0
Forcible Sodomy	0	0	Fraud - Credit Card/ATM	0	0	0	0
Sexual Assault W/Object	0	0	Fraud - Impersonation	0	0	0	0
Forcible Fondling	0	0	Fraud - Welfare	0	0	0	0
Incest	0	0	Fraud - Wire	0	0	0	0
Statutory Rape	0	0	Fraud - Identity Theft	0	0	0	0
Kidnapping/Abduction	0	0	Fraud - Computer Hacking/Invasion	0	0	0	0
Commercial Sex Acts	0	0	Robbery	0	0	0	0
Involuntary Servitude	0	0	Theft - Pocket-picking	0	0	0	0
Total	0	0	Theft - Purse Snatching	0	0	0	0
			Theft - Shoplifting	0	0	0	0
			Theft From Building	0	0	0	0
Group B Arrests			Theft From Coin Machine	0	0	0	0
Offense	Adult	Juvenile	Theft From Motor Vehicle	0	0	0	0
Bad Checks	0	0	Theft of Motor Vehicle Parts	0	0	0	0
Curfew/Vagrancy	0	0	Theft - All Other Larceny	0	0	0	0
Disorderly Conduct	0	0	Motor Vehicle Theft	0	0	0	0
DUI	0	0	Stolen Property Offenses	0	0	0	0
Drunkenness	0	0	Crimes Against Society				
Family-Non Violent	0	0	Animal Cruelty	0	0	0	0
Liquor Law Violations	0	0	Drug/Narcotic Violations	67	62	74	0
Peeping Tom	0	0	Drug/Narcotic Equipment Violations	55	52	15	0
Trespass	0	0	Gambling - Betting/Wagering	0	0	0	0
All Other Offenses	5	0	Gambling - Operating/Promoting	0	0	0	0
Total Group B	5	0	Gambling - Equipment Violations	0	0	0	0
			Gambling - Sports Tampering	0	0	0	0
			Pornography/Obscene Material	0	0	0	0
			Prostitution	0	0	0	0
			Prostitution Assisting/Promoting	0	0	0	0
			Purchasing Prostitution	0	0	0	0
			Weapon Law Violations	18	17	0	0
			Total Group A Offenses	140	131	89	0

Crime in Tennessee 2022

(*) Offenses are counted using the FBI Units of Count for Crime

(**) The 'Arrests' column shows arrests made for incidents during the selected period, regardless of arrest date. Arrest counts for the same period may change over time.

25th Judicial Drug Task Force - NIBRS Agency Crime Overview - 2022

2022 Population Estimate		N/A	Offenses (*)		Arrests (**)		
			Reported	Cleared	Adult	Juvenile	
Offense Overview			Group A Offenses				
			Crimes Against Persons				
Offense Total	0		Murder	0	0	0	0
Number Cleared	0		Negligent Manslaughter	0	0	0	0
Percent Cleared	0.00%		Negligent Vehicular Manslaughter	0	0	0	0
Group A Crimes per 100,000 population	N/A		Kidnapping/Abduction	0	0	0	0
			Forcible Rape	0	0	0	0
			Forcible Sodomy	0	0	0	0
			Sexual Assault W/Object	0	0	0	0
Arrest Overview			Forcible Fondling	0	0	0	0
Total Arrests	0		Incest	0	0	0	0
Adult Arrests	0		Statutory Rape	0	0	0	0
Juvenile Arrests	0		Aggravated Assault	0	0	0	0
Unknown Age	0		Simple Assault	0	0	0	0
Arrests per 100,000 population	N/A		Intimidation	0	0	0	0
			Stalking	0	0	0	0
			Commercial Sex Acts	0	0	0	0
Average number offenses/incident	0.00		Involuntary Servitude	0	0	0	0
			Crimes Against Property				
Domestic Violence Victims			Arson	0	0	0	0
Offense	Reported	Cleared	Bribery	0	0	0	0
Murder	0	0	Burglary	0	0	0	0
Aggravated Assault	0	0	Counterfeiting/Forgery	0	0	0	0
Simple Assault	0	0	Destruction/Damage/Vandalism	0	0	0	0
Intimidation	0	0	Embezzlement	0	0	0	0
Stalking	0	0	Extortion/Blackmail	0	0	0	0
Forcible Rape	0	0	Fraud - False Pretenses	0	0	0	0
Forcible Sodomy	0	0	Fraud - Credit Card/ATM	0	0	0	0
Sexual Assault W/Object	0	0	Fraud - Impersonation	0	0	0	0
Forcible Fondling	0	0	Fraud - Welfare	0	0	0	0
Incest	0	0	Fraud - Wire	0	0	0	0
Statutory Rape	0	0	Fraud - Identity Theft	0	0	0	0
Kidnapping/Abduction	0	0	Fraud - Computer Hacking/Invasion	0	0	0	0
Commercial Sex Acts	0	0	Robbery	0	0	0	0
Involuntary Servitude	0	0	Theft - Pocket-picking	0	0	0	0
Total	0	0	Theft - Purse Snatching	0	0	0	0
			Theft - Shoplifting	0	0	0	0
			Theft From Building	0	0	0	0
Group B Arrests			Theft From Coin Machine	0	0	0	0
Offense	Adult	Juvenile	Theft From Motor Vehicle	0	0	0	0
Bad Checks	0	0	Theft of Motor Vehicle Parts	0	0	0	0
Curfew/Vagrancy	0	0	Theft - All Other Larceny	0	0	0	0
Disorderly Conduct	0	0	Motor Vehicle Theft	0	0	0	0
DUI	0	0	Stolen Property Offenses	0	0	0	0
Drunkenness	0	0	Crimes Against Society				
Family-Non Violent	0	0	Animal Cruelty	0	0	0	0
Liquor Law Violations	0	0	Drug/Narcotic Violations	0	0	0	0
Peeping Tom	0	0	Drug/Narcotic Equipment Violations	0	0	0	0
Trespass	0	0	Gambling - Betting/Wagering	0	0	0	0
All Other Offenses	0	0	Gambling - Operating/Promoting	0	0	0	0
Total Group B	0	0	Gambling - Equipment Violations	0	0	0	0
			Gambling - Sports Tampering	0	0	0	0
			Pornography/Obscene Material	0	0	0	0
			Prostitution	0	0	0	0
			Prostitution Assisting/Promoting	0	0	0	0
			Purchasing Prostitution	0	0	0	0
			Weapon Law Violations	0	0	0	0
			Total Group A Offenses	0	0	0	0

Crime in Tennessee 2022

(*) Offenses are counted using the FBI Units of Count for Crime

(**) The 'Arrests' column shows arrests made for incidents during the selected period, regardless of arrest date. Arrest counts for the same period may change over time.

27th Judicial Drug Task Force - NIBRS Agency Crime Overview - 2022

2022 Population Estimate		N/A	Offenses (*)		Arrests (**)		
			Reported	Cleared	Adult	Juvenile	
Offense Overview			Group A Offenses				
			Crimes Against Persons				
Offense Total	14		Murder	0	0	0	0
Number Cleared	12		Negligent Manslaughter	0	0	0	0
Percent Cleared	85.71%		Negligent Vehicular Manslaughter	0	0	0	0
Group A Crimes per 100,000 population	N/A		Kidnapping/Abduction	0	0	0	0
			Forcible Rape	0	0	0	0
			Forcible Sodomy	0	0	0	0
			Sexual Assault W/Object	0	0	0	0
			Forcible Fondling	0	0	0	0
Arrest Overview			Incest	0	0	0	0
Total Arrests	9		Statutory Rape	0	0	0	0
Adult Arrests	8		Aggravated Assault	0	0	0	0
Juvenile Arrests	1		Simple Assault	0	0	0	0
Unknown Age	0		Intimidation	0	0	0	0
Arrests per 100,000 population	N/A		Stalking	0	0	0	0
			Commercial Sex Acts	0	0	0	0
Average number offenses/incident	1.40		Involuntary Servitude	0	0	0	0
			Crimes Against Property				
Domestic Violence Victims			Arson	0	0	0	0
Offense	Reported	Cleared	Bribery	0	0	0	0
Murder	0	0	Burglary	0	0	0	0
Aggravated Assault	0	0	Counterfeiting/Forgery	0	0	0	0
Simple Assault	0	0	Destruction/Damage/Vandalism	0	0	0	0
Intimidation	0	0	Embezzlement	0	0	0	0
Stalking	0	0	Extortion/Blackmail	0	0	0	0
Forcible Rape	0	0	Fraud - False Pretenses	0	0	0	0
Forcible Sodomy	0	0	Fraud - Credit Card/ATM	0	0	0	0
Sexual Assault W/Object	0	0	Fraud - Impersonation	1	1	1	0
Forcible Fondling	0	0	Fraud - Welfare	0	0	0	0
Incest	0	0	Fraud - Wire	0	0	0	0
Statutory Rape	0	0	Fraud - Identity Theft	0	0	0	0
Kidnapping/Abduction	0	0	Fraud - Computer Hacking/Invasion	0	0	0	0
Commercial Sex Acts	0	0	Robbery	0	0	0	0
Involuntary Servitude	0	0	Theft - Pocket-picking	0	0	0	0
Total	0	0	Theft - Purse Snatching	0	0	0	0
			Theft - Shoplifting	0	0	0	0
			Theft From Building	0	0	0	0
Group B Arrests			Theft From Coin Machine	0	0	0	0
Offense	Adult	Juvenile	Theft From Motor Vehicle	0	0	0	0
Bad Checks	0	0	Theft of Motor Vehicle Parts	0	0	0	0
Curfew/Vagrancy	0	0	Theft - All Other Larceny	0	0	0	0
Disorderly Conduct	0	0	Motor Vehicle Theft	0	0	0	0
DUI	0	0	Stolen Property Offenses	0	0	0	0
Drunkenness	0	0	Crimes Against Society				
Family-Non Violent	0	0	Animal Cruelty	0	0	0	0
Liquor Law Violations	0	0	Drug/Narcotic Violations	9	7	7	1
Peeping Tom	0	0	Drug/Narcotic Equipment Violations	2	2	0	0
Trespass	0	0	Gambling - Betting/Wagering	0	0	0	0
All Other Offenses	0	0	Gambling - Operating/Promoting	0	0	0	0
Total Group B	0	0	Gambling - Equipment Violations	0	0	0	0
			Gambling - Sports Tampering	0	0	0	0
			Pornography/Obscene Material	0	0	0	0
			Prostitution	0	0	0	0
			Prostitution Assisting/Promoting	0	0	0	0
			Purchasing Prostitution	0	0	0	0
			Weapon Law Violations	2	2	0	0
			Total Group A Offenses	14	12	8	1

Crime in Tennessee 2022

(*) Offenses are counted using the FBI Units of Count for Crime

(**) The 'Arrests' column shows arrests made for incidents during the selected period, regardless of arrest date. Arrest counts for the same period may change over time.

31st Judicial Drug Task Force - NIBRS Agency Crime Overview - 2022

2022 Population Estimate		N/A	Offenses (*)		Arrests (**)		
			Reported	Cleared	Adult	Juvenile	
Offense Overview			Group A Offenses				
			Crimes Against Persons				
Offense Total	0		Murder	0	0	0	0
Number Cleared	0		Negligent Manslaughter	0	0	0	0
Percent Cleared	0.00%		Negligent Vehicular Manslaughter	0	0	0	0
Group A Crimes per 100,000 population	N/A		Kidnapping/Abduction	0	0	0	0
			Forcible Rape	0	0	0	0
			Forcible Sodomy	0	0	0	0
			Sexual Assault W/Object	0	0	0	0
Arrest Overview			Forcible Fondling	0	0	0	0
Total Arrests	0		Incest	0	0	0	0
Adult Arrests	0		Statutory Rape	0	0	0	0
Juvenile Arrests	0		Aggravated Assault	0	0	0	0
Unknown Age	0		Simple Assault	0	0	0	0
Arrests per 100,000 population	N/A		Intimidation	0	0	0	0
			Stalking	0	0	0	0
			Commercial Sex Acts	0	0	0	0
Average number offenses/incident	0.00		Involuntary Servitude	0	0	0	0
			Crimes Against Property				
Domestic Violence Victims			Arson	0	0	0	0
Offense	Reported	Cleared	Bribery	0	0	0	0
Murder	0	0	Burglary	0	0	0	0
Aggravated Assault	0	0	Counterfeiting/Forgery	0	0	0	0
Simple Assault	0	0	Destruction/Damage/Vandalism	0	0	0	0
Intimidation	0	0	Embezzlement	0	0	0	0
Stalking	0	0	Extortion/Blackmail	0	0	0	0
Forcible Rape	0	0	Fraud - False Pretenses	0	0	0	0
Forcible Sodomy	0	0	Fraud - Credit Card/ATM	0	0	0	0
Sexual Assault W/Object	0	0	Fraud - Impersonation	0	0	0	0
Forcible Fondling	0	0	Fraud - Welfare	0	0	0	0
Incest	0	0	Fraud - Wire	0	0	0	0
Statutory Rape	0	0	Fraud - Identity Theft	0	0	0	0
Kidnapping/Abduction	0	0	Fraud - Computer Hacking/Invasion	0	0	0	0
Commercial Sex Acts	0	0	Robbery	0	0	0	0
Involuntary Servitude	0	0	Theft - Pocket-picking	0	0	0	0
Total	0	0	Theft - Purse Snatching	0	0	0	0
			Theft - Shoplifting	0	0	0	0
			Theft From Building	0	0	0	0
Group B Arrests			Theft From Coin Machine	0	0	0	0
Offense	Adult	Juvenile	Theft From Motor Vehicle	0	0	0	0
Bad Checks	0	0	Theft of Motor Vehicle Parts	0	0	0	0
Curfew/Vagrancy	0	0	Theft - All Other Larceny	0	0	0	0
Disorderly Conduct	0	0	Motor Vehicle Theft	0	0	0	0
DUI	0	0	Stolen Property Offenses	0	0	0	0
Drunkenness	0	0	Crimes Against Society				
Family-Non Violent	0	0	Animal Cruelty	0	0	0	0
Liquor Law Violations	0	0	Drug/Narcotic Violations	0	0	0	0
Peeping Tom	0	0	Drug/Narcotic Equipment Violations	0	0	0	0
Trespass	0	0	Gambling - Betting/Wagering	0	0	0	0
All Other Offenses	0	0	Gambling - Operating/Promoting	0	0	0	0
Total Group B	0	0	Gambling - Equipment Violations	0	0	0	0
			Gambling - Sports Tampering	0	0	0	0
			Pornography/Obscene Material	0	0	0	0
			Prostitution	0	0	0	0
			Prostitution Assisting/Promoting	0	0	0	0
			Purchasing Prostitution	0	0	0	0
			Weapon Law Violations	0	0	0	0
			Total Group A Offenses	0	0	0	0

Crime in Tennessee 2022

(*) Offenses are counted using the FBI Units of Count for Crime

(**) The 'Arrests' column shows arrests made for incidents during the selected period, regardless of arrest date. Arrest counts for the same period may change over time.

West Tennessee Violent Crimes Task Force - NIBRS Agency Crime Overview - 2022

2022 Population Estimate		N/A	Offenses (*)		Arrests (**)		
			Reported	Cleared	Adult	Juvenile	
Offense Overview			Group A Offenses				
			Crimes Against Persons				
Offense Total	118		Murder	0	0	0	0
Number Cleared	118		Negligent Manslaughter	0	0	0	0
Percent Cleared	100.00%		Negligent Vehicular Manslaughter	0	0	0	0
Group A Crimes per 100,000 population	N/A		Kidnapping/Abduction	0	0	0	0
			Forcible Rape	0	0	0	0
			Forcible Sodomy	0	0	0	0
			Sexual Assault W/Object	0	0	0	0
Arrest Overview			Forcible Fondling	0	0	0	0
Total Arrests	84		Incest	0	0	0	0
Adult Arrests	83		Statutory Rape	0	0	0	0
Juvenile Arrests	1		Aggravated Assault	0	0	0	0
Unknown Age	0		Simple Assault	2	2	1	0
Arrests per 100,000 population	N/A		Intimidation	0	0	0	0
			Stalking	0	0	0	0
			Commercial Sex Acts	0	0	0	0
Average number offenses/incident	1.82		Involuntary Servitude	0	0	0	0
			Crimes Against Property				
Domestic Violence Victims			Arson	0	0	0	0
Offense	Reported	Cleared	Bribery	0	0	0	0
Murder	0	0	Burglary	0	0	0	0
Aggravated Assault	0	0	Counterfeiting/Forgery	0	0	0	0
Simple Assault	0	0	Destruction/Damage/Vandalism	0	0	0	0
Intimidation	0	0	Embezzlement	0	0	0	0
Stalking	0	0	Extortion/Blackmail	0	0	0	0
Forcible Rape	0	0	Fraud - False Pretenses	0	0	0	0
Forcible Sodomy	0	0	Fraud - Credit Card/ATM	0	0	0	0
Sexual Assault W/Object	0	0	Fraud - Impersonation	0	0	0	0
Forcible Fondling	0	0	Fraud - Welfare	0	0	0	0
Incest	0	0	Fraud - Wire	0	0	0	0
Statutory Rape	0	0	Fraud - Identity Theft	0	0	0	0
Kidnapping/Abduction	0	0	Fraud - Computer Hacking/Invasion	0	0	0	0
Commercial Sex Acts	0	0	Robbery	0	0	0	0
Involuntary Servitude	0	0	Theft - Pocket-picking	0	0	0	0
Total	0	0	Theft - Purse Snatching	0	0	0	0
			Theft - Shoplifting	0	0	0	0
			Theft From Building	0	0	0	0
Group B Arrests			Theft From Coin Machine	0	0	0	0
Offense	Adult	Juvenile	Theft From Motor Vehicle	0	0	0	0
Bad Checks	0	0	Theft of Motor Vehicle Parts	0	0	0	0
Curfew/Vagrancy	0	0	Theft - All Other Larceny	0	0	0	0
Disorderly Conduct	0	0	Motor Vehicle Theft	0	0	0	0
DUI	0	0	Stolen Property Offenses	0	0	0	0
Drunkenness	0	0	Crimes Against Society				
Family-Non Violent	0	0	Animal Cruelty	0	0	0	0
Liquor Law Violations	0	0	Drug/Narcotic Violations	61	61	74	0
Peeping Tom	0	0	Drug/Narcotic Equipment Violations	39	39	0	0
Trespass	0	0	Gambling - Betting/Wagering	0	0	0	0
All Other Offenses	4	0	Gambling - Operating/Promoting	0	0	0	0
Total Group B	4	0	Gambling - Equipment Violations	0	0	0	0
			Gambling - Sports Tampering	0	0	0	0
			Pornography/Obscene Material	0	0	0	0
			Prostitution	0	0	0	0
			Prostitution Assisting/Promoting	0	0	0	0
			Purchasing Prostitution	0	0	0	0
			Weapon Law Violations	16	16	4	1
			Total Group A Offenses	118	118	79	1

Crime in Tennessee 2022

(*) Offenses are counted using the FBI Units of Count for Crime

(**) The 'Arrests' column shows arrests made for incidents during the selected period, regardless of arrest date. Arrest counts for the same period may change over time.

CRIME IN TENNESSEE

2022



STATE AGENCIES



Tennessee Alcoholic Beverage Commission - NIBRS Agency Crime Overview - 2022

2022 Population Estimate		N/A	Offenses (*)		Arrests (**)		
			Reported	Cleared	Adult	Juvenile	
Offense Overview			Group A Offenses				
			Crimes Against Persons				
Offense Total	65		Murder	0	0	0	0
Number Cleared	65		Negligent Manslaughter	0	0	0	0
Percent Cleared	100.00%		Negligent Vehicular Manslaughter	0	0	0	0
Group A Crimes per 100,000 population	N/A		Kidnapping/Abduction	0	0	0	0
			Forcible Rape	0	0	0	0
			Forcible Sodomy	0	0	0	0
			Sexual Assault W/Object	0	0	0	0
			Forcible Fondling	0	0	0	0
Arrest Overview			Incest	0	0	0	0
Total Arrests	444		Statutory Rape	0	0	0	0
Adult Arrests	444		Aggravated Assault	0	0	0	0
Juvenile Arrests	0		Simple Assault	0	0	0	0
Unknown Age	0		Intimidation	0	0	0	0
Arrests per 100,000 population	N/A		Stalking	0	0	0	0
			Commercial Sex Acts	0	0	0	0
Average number offenses/incident	1.00		Involuntary Servitude	0	0	0	0
			Crimes Against Property				
Domestic Violence Victims			Arson	0	0	0	0
Offense	Reported	Cleared	Bribery	0	0	0	0
Murder	0	0	Burglary	0	0	0	0
Aggravated Assault	0	0	Counterfeiting/Forgery	65	65	65	0
Simple Assault	0	0	Destruction/Damage/Vandalism	0	0	0	0
Intimidation	0	0	Embezzlement	0	0	0	0
Stalking	0	0	Extortion/Blackmail	0	0	0	0
Forcible Rape	0	0	Fraud - False Pretenses	0	0	0	0
Forcible Sodomy	0	0	Fraud - Credit Card/ATM	0	0	0	0
Sexual Assault W/Object	0	0	Fraud - Impersonation	0	0	0	0
Forcible Fondling	0	0	Fraud - Welfare	0	0	0	0
Incest	0	0	Fraud - Wire	0	0	0	0
Statutory Rape	0	0	Fraud - Identity Theft	0	0	0	0
Kidnapping/Abduction	0	0	Fraud - Computer Hacking/Invasion	0	0	0	0
Commercial Sex Acts	0	0	Robbery	0	0	0	0
Involuntary Servitude	0	0	Theft - Pocket-picking	0	0	0	0
Total	0	0	Theft - Purse Snatching	0	0	0	0
			Theft - Shoplifting	0	0	0	0
			Theft From Building	0	0	0	0
Group B Arrests			Theft From Coin Machine	0	0	0	0
Offense	Adult	Juvenile	Theft From Motor Vehicle	0	0	0	0
Bad Checks	0	0	Theft of Motor Vehicle Parts	0	0	0	0
Curfew/Vagrancy	0	0	Theft - All Other Larceny	0	0	0	0
Disorderly Conduct	0	0	Motor Vehicle Theft	0	0	0	0
DUI	0	0	Stolen Property Offenses	0	0	0	0
Drunkenness	0	0	Crimes Against Society				
Family-Non Violent	0	0	Animal Cruelty	0	0	0	0
Liquor Law Violations	379	0	Drug/Narcotic Violations	0	0	0	0
Peeping Tom	0	0	Drug/Narcotic Equipment Violations	0	0	0	0
Trespass	0	0	Gambling - Betting/Wagering	0	0	0	0
All Other Offenses	0	0	Gambling - Operating/Promoting	0	0	0	0
Total Group B	379	0	Gambling - Equipment Violations	0	0	0	0
			Gambling - Sports Tampering	0	0	0	0
			Pornography/Obscene Material	0	0	0	0
			Prostitution	0	0	0	0
			Prostitution Assisting/Promoting	0	0	0	0
			Purchasing Prostitution	0	0	0	0
			Weapon Law Violations	0	0	0	0
			Total Group A Offenses	65	65	65	0

Crime in Tennessee 2022

(*) Offenses are counted using the FBI Units of Count for Crime

(**) The 'Arrests' column shows arrests made for incidents during the selected period, regardless of arrest date. Arrest counts for the same period may change over time.

Tennessee Bureau of Investigation - NIBRS Agency Crime Overview - 2022

2022 Population Estimate		N/A	Offenses (*)		Arrests (**)		
			Reported	Cleared	Adult	Juvenile	
Offense Overview			Group A Offenses				
			Crimes Against Persons				
Offense Total	234		Murder	0	0	0	0
Number Cleared	64		Negligent Manslaughter	1	0	0	0
Percent Cleared	27.35%		Negligent Vehicular Manslaughter	0	0	0	0
Group A Crimes per 100,000 population	N/A		Kidnapping/Abduction	1	1	1	0
			Forcible Rape	0	0	0	0
			Forcible Sodomy	0	0	0	0
			Sexual Assault W/Object	0	0	0	0
			Forcible Fondling	1	1	0	0
Arrest Overview			Incest	0	0	0	0
Total Arrests	47		Statutory Rape	1	1	0	0
Adult Arrests	47		Aggravated Assault	10	9	0	0
Juvenile Arrests	0		Simple Assault	6	5	1	0
Unknown Age	0		Intimidation	1	1	1	0
Arrests per 100,000 population	N/A		Stalking	0	0	0	0
			Commercial Sex Acts	0	0	0	0
Average number offenses/incident	1.05		Involuntary Servitude	0	0	0	0
			Crimes Against Property				
Domestic Violence Victims			Arson	11	1	1	0
Offense	Reported	Cleared	Bribery	0	0	0	0
Murder	0	0	Burglary	0	0	0	0
Aggravated Assault	1	0	Counterfeiting/Forgery	1	1	1	0
Simple Assault	1	1	Destruction/Damage/Vandalism	1	0	0	0
Intimidation	0	0	Embezzlement	3	1	0	0
Stalking	0	0	Extortion/Blackmail	0	0	0	0
Forcible Rape	0	0	Fraud - False Pretenses	1	1	1	0
Forcible Sodomy	0	0	Fraud - Credit Card/ATM	1	1	0	0
Sexual Assault W/Object	0	0	Fraud - Impersonation	0	0	0	0
Forcible Fondling	0	0	Fraud - Welfare	4	1	0	0
Incest	0	0	Fraud - Wire	0	0	0	0
Statutory Rape	0	0	Fraud - Identity Theft	0	0	0	0
Kidnapping/Abduction	1	1	Fraud - Computer Hacking/Invasion	0	0	0	0
Commercial Sex Acts	0	0	Robbery	0	0	0	0
Involuntary Servitude	0	0	Theft - Pocket-picking	0	0	0	0
Total	3	2	Theft - Purse Snatching	0	0	0	0
			Theft - Shoplifting	0	0	0	0
			Theft From Building	0	0	0	0
Group B Arrests			Theft From Coin Machine	0	0	0	0
Offense	Adult	Juvenile	Theft From Motor Vehicle	0	0	0	0
Bad Checks	0	0	Theft of Motor Vehicle Parts	0	0	0	0
Curfew/Vagrancy	0	0	Theft - All Other Larceny	4	1	1	0
Disorderly Conduct	0	0	Motor Vehicle Theft	0	0	0	0
DUI	0	0	Stolen Property Offenses	0	0	0	0
Drunkenness	0	0	Crimes Against Society				
Family-Non Violent	0	0	Animal Cruelty	0	0	0	0
Liquor Law Violations	0	0	Drug/Narcotic Violations	183	37	37	0
Peeping Tom	0	0	Drug/Narcotic Equipment Violations	0	0	0	0
Trespass	0	0	Gambling - Betting/Wagering	0	0	0	0
All Other Offenses	2	0	Gambling - Operating/Promoting	0	0	0	0
Total Group B	2	0	Gambling - Equipment Violations	0	0	0	0
			Gambling - Sports Tampering	0	0	0	0
			Pornography/Obscene Material	1	1	1	0
			Prostitution	0	0	0	0
			Prostitution Assisting/Promoting	0	0	0	0
			Purchasing Prostitution	0	0	0	0
			Weapon Law Violations	3	1	0	0
			Total Group A Offenses	234	64	45	0

Crime in Tennessee 2022

(*) Offenses are counted using the FBI Units of Count for Crime

(**) The 'Arrests' column shows arrests made for incidents during the selected period, regardless of arrest date. Arrest counts for the same period may change over time.

Tennessee Department of Agriculture - NIBRS Agency Crime Overview - 2022

2022 Population Estimate		N/A	Offenses (*)		Arrests (**)		
			Reported	Cleared	Adult	Juvenile	
Offense Overview			Group A Offenses				
			Crimes Against Persons				
Offense Total	1		Murder	0	0	0	0
Number Cleared	0		Negligent Manslaughter	0	0	0	0
Percent Cleared	0.00%		Negligent Vehicular Manslaughter	0	0	0	0
Group A Crimes per 100,000 population	N/A		Kidnapping/Abduction	0	0	0	0
			Forcible Rape	0	0	0	0
			Forcible Sodomy	0	0	0	0
			Sexual Assault W/Object	0	0	0	0
Arrest Overview			Forcible Fondling	0	0	0	0
Total Arrests	6		Incest	0	0	0	0
Adult Arrests	6		Statutory Rape	0	0	0	0
Juvenile Arrests	0		Aggravated Assault	0	0	0	0
Unknown Age	0		Simple Assault	0	0	0	0
Arrests per 100,000 population	N/A		Intimidation	0	0	0	0
			Stalking	0	0	0	0
			Commercial Sex Acts	0	0	0	0
Average number offenses/incident	1.00		Involuntary Servitude	0	0	0	0
			Crimes Against Property				
Domestic Violence Victims			Arson	0	0	0	0
Offense	Reported	Cleared	Bribery	0	0	0	0
Murder	0	0	Burglary	0	0	0	0
Aggravated Assault	0	0	Counterfeiting/Forgery	0	0	0	0
Simple Assault	0	0	Destruction/Damage/Vandalism	0	0	0	0
Intimidation	0	0	Embezzlement	0	0	0	0
Stalking	0	0	Extortion/Blackmail	0	0	0	0
Forcible Rape	0	0	Fraud - False Pretenses	0	0	0	0
Forcible Sodomy	0	0	Fraud - Credit Card/ATM	0	0	0	0
Sexual Assault W/Object	0	0	Fraud - Impersonation	0	0	0	0
Forcible Fondling	0	0	Fraud - Welfare	0	0	0	0
Incest	0	0	Fraud - Wire	0	0	0	0
Statutory Rape	0	0	Fraud - Identity Theft	0	0	0	0
Kidnapping/Abduction	0	0	Fraud - Computer Hacking/Invasion	0	0	0	0
Commercial Sex Acts	0	0	Robbery	0	0	0	0
Involuntary Servitude	0	0	Theft - Pocket-picking	0	0	0	0
Total	0	0	Theft - Purse Snatching	0	0	0	0
			Theft - Shoplifting	0	0	0	0
			Theft From Building	0	0	0	0
Group B Arrests			Theft From Coin Machine	0	0	0	0
Offense	Adult	Juvenile	Theft From Motor Vehicle	0	0	0	0
Bad Checks	0	0	Theft of Motor Vehicle Parts	0	0	0	0
Curfew/Vagrancy	0	0	Theft - All Other Larceny	0	0	0	0
Disorderly Conduct	0	0	Motor Vehicle Theft	0	0	0	0
DUI	0	0	Stolen Property Offenses	0	0	0	0
Drunkenness	0	0	Crimes Against Society				
Family-Non Violent	0	0	Animal Cruelty	1	0	0	0
Liquor Law Violations	0	0	Drug/Narcotic Violations	0	0	0	0
Peeping Tom	0	0	Drug/Narcotic Equipment Violations	0	0	0	0
Trespass	0	0	Gambling - Betting/Wagering	0	0	0	0
All Other Offenses	6	0	Gambling - Operating/Promoting	0	0	0	0
Total Group B	6	0	Gambling - Equipment Violations	0	0	0	0
			Gambling - Sports Tampering	0	0	0	0
			Pornography/Obscene Material	0	0	0	0
			Prostitution	0	0	0	0
			Prostitution Assisting/Promoting	0	0	0	0
			Purchasing Prostitution	0	0	0	0
			Weapon Law Violations	0	0	0	0
			Total Group A Offenses	1	0	0	0

Crime in Tennessee 2022

(*) Offenses are counted using the FBI Units of Count for Crime

(**) The 'Arrests' column shows arrests made for incidents during the selected period, regardless of arrest date. Arrest counts for the same period may change over time.

Tennessee Department of Correction - NIBRS Agency Crime Overview - 2022

2022 Population Estimate		N/A	Offenses (*)		Arrests (**)		
			Reported	Cleared	Adult	Juvenile	
Offense Overview			Group A Offenses				
			Crimes Against Persons				
Offense Total	32		Murder	5	0	0	0
Number Cleared	17		Negligent Manslaughter	0	0	0	0
Percent Cleared	53.13%		Negligent Vehicular Manslaughter	0	0	0	0
Group A Crimes per 100,000 population	N/A		Kidnapping/Abduction	0	0	0	0
			Forcible Rape	0	0	0	0
			Forcible Sodomy	0	0	0	0
			Sexual Assault W/Object	0	0	0	0
			Forcible Fondling	1	0	0	0
Arrest Overview			Incest	0	0	0	0
Total Arrests	22		Statutory Rape	0	0	0	0
Adult Arrests	22		Aggravated Assault	7	0	0	0
Juvenile Arrests	0		Simple Assault	0	0	0	0
Unknown Age	0		Intimidation	0	0	0	0
Arrests per 100,000 population	N/A		Stalking	0	0	0	0
			Commercial Sex Acts	0	0	0	0
Average number offenses/incident	1.00		Involuntary Servitude	0	0	0	0
			Crimes Against Property				
Domestic Violence Victims			Arson	0	0	0	0
Offense	Reported	Cleared	Bribery	0	0	0	0
Murder	0	0	Burglary	0	0	0	0
Aggravated Assault	0	0	Counterfeiting/Forgery	0	0	0	0
Simple Assault	0	0	Destruction/Damage/Vandalism	0	0	0	0
Intimidation	0	0	Embezzlement	0	0	0	0
Stalking	0	0	Extortion/Blackmail	0	0	0	0
Forcible Rape	0	0	Fraud - False Pretenses	0	0	0	0
Forcible Sodomy	0	0	Fraud - Credit Card/ATM	0	0	0	0
Sexual Assault W/Object	0	0	Fraud - Impersonation	0	0	0	0
Forcible Fondling	0	0	Fraud - Welfare	0	0	0	0
Incest	0	0	Fraud - Wire	0	0	0	0
Statutory Rape	0	0	Fraud - Identity Theft	0	0	0	0
Kidnapping/Abduction	0	0	Fraud - Computer Hacking/Invasion	0	0	0	0
Commercial Sex Acts	0	0	Robbery	0	0	0	0
Involuntary Servitude	0	0	Theft - Pocket-picking	0	0	0	0
Total	0	0	Theft - Purse Snatching	0	0	0	0
			Theft - Shoplifting	0	0	0	0
			Theft From Building	0	0	0	0
Group B Arrests			Theft From Coin Machine	0	0	0	0
Offense	Adult	Juvenile	Theft From Motor Vehicle	0	0	0	0
Bad Checks	0	0	Theft of Motor Vehicle Parts	0	0	0	0
Curfew/Vagrancy	0	0	Theft - All Other Larceny	0	0	0	0
Disorderly Conduct	0	0	Motor Vehicle Theft	0	0	0	0
DUI	0	0	Stolen Property Offenses	0	0	0	0
Drunkenness	0	0	Crimes Against Society				
Family-Non Violent	0	0	Animal Cruelty	0	0	0	0
Liquor Law Violations	0	0	Drug/Narcotic Violations	15	13	14	0
Peeping Tom	0	0	Drug/Narcotic Equipment Violations	0	0	0	0
Trespass	0	0	Gambling - Betting/Wagering	0	0	0	0
All Other Offenses	4	0	Gambling - Operating/Promoting	0	0	0	0
Total Group B	4	0	Gambling - Equipment Violations	0	0	0	0
			Gambling - Sports Tampering	0	0	0	0
			Pornography/Obscene Material	0	0	0	0
			Prostitution	0	0	0	0
			Prostitution Assisting/Promoting	0	0	0	0
			Purchasing Prostitution	0	0	0	0
			Weapon Law Violations	4	4	4	0
			Total Group A Offenses	32	17	18	0

Crime in Tennessee 2022

(*) Offenses are counted using the FBI Units of Count for Crime

(**) The 'Arrests' column shows arrests made for incidents during the selected period, regardless of arrest date. Arrest counts for the same period may change over time.

Tennessee Department of Revenue - NIBRS Agency Crime Overview - 2022

2022 Population Estimate		N/A	Offenses (*)		Arrests (**)		
			Reported	Cleared	Adult	Juvenile	
Offense Overview			Group A Offenses				
			Crimes Against Persons				
Offense Total	5		Murder	0	0	0	0
Number Cleared	0		Negligent Manslaughter	0	0	0	0
Percent Cleared	0.00%		Negligent Vehicular Manslaughter	0	0	0	0
Group A Crimes per 100,000 population	N/A		Kidnapping/Abduction	0	0	0	0
			Forcible Rape	0	0	0	0
			Forcible Sodomy	0	0	0	0
			Sexual Assault W/Object	0	0	0	0
			Forcible Fondling	0	0	0	0
Arrest Overview			Incest	0	0	0	0
Total Arrests	1		Statutory Rape	0	0	0	0
Adult Arrests	1		Aggravated Assault	0	0	0	0
Juvenile Arrests	0		Simple Assault	0	0	0	0
Unknown Age	0		Intimidation	0	0	0	0
Arrests per 100,000 population	N/A		Stalking	0	0	0	0
			Commercial Sex Acts	0	0	0	0
Average number offenses/incident	1.00		Involuntary Servitude	0	0	0	0
			Crimes Against Property				
Domestic Violence Victims			Arson	0	0	0	0
Offense	Reported	Cleared	Bribery	0	0	0	0
Murder	0	0	Burglary	0	0	0	0
Aggravated Assault	0	0	Counterfeiting/Forgery	0	0	0	0
Simple Assault	0	0	Destruction/Damage/Vandalism	0	0	0	0
Intimidation	0	0	Embezzlement	0	0	0	0
Stalking	0	0	Extortion/Blackmail	0	0	0	0
Forcible Rape	0	0	Fraud - False Pretenses	5	0	0	0
Forcible Sodomy	0	0	Fraud - Credit Card/ATM	0	0	0	0
Sexual Assault W/Object	0	0	Fraud - Impersonation	0	0	0	0
Forcible Fondling	0	0	Fraud - Welfare	0	0	0	0
Incest	0	0	Fraud - Wire	0	0	0	0
Statutory Rape	0	0	Fraud - Identity Theft	0	0	0	0
Kidnapping/Abduction	0	0	Fraud - Computer Hacking/Invasion	0	0	0	0
Commercial Sex Acts	0	0	Robbery	0	0	0	0
Involuntary Servitude	0	0	Theft - Pocket-picking	0	0	0	0
Total	0	0	Theft - Purse Snatching	0	0	0	0
			Theft - Shoplifting	0	0	0	0
			Theft From Building	0	0	0	0
Group B Arrests			Theft From Coin Machine	0	0	0	0
Offense	Adult	Juvenile	Theft From Motor Vehicle	0	0	0	0
Bad Checks	0	0	Theft of Motor Vehicle Parts	0	0	0	0
Curfew/Vagrancy	0	0	Theft - All Other Larceny	0	0	0	0
Disorderly Conduct	0	0	Motor Vehicle Theft	0	0	0	0
DUI	0	0	Stolen Property Offenses	0	0	0	0
Drunkenness	0	0	Crimes Against Society				
Family-Non Violent	0	0	Animal Cruelty	0	0	0	0
Liquor Law Violations	0	0	Drug/Narcotic Violations	0	0	0	0
Peeping Tom	0	0	Drug/Narcotic Equipment Violations	0	0	0	0
Trespass	0	0	Gambling - Betting/Wagering	0	0	0	0
All Other Offenses	1	0	Gambling - Operating/Promoting	0	0	0	0
Total Group B	1	0	Gambling - Equipment Violations	0	0	0	0
			Gambling - Sports Tampering	0	0	0	0
			Pornography/Obscene Material	0	0	0	0
			Prostitution	0	0	0	0
			Prostitution Assisting/Promoting	0	0	0	0
			Purchasing Prostitution	0	0	0	0
			Weapon Law Violations	0	0	0	0
			Total Group A Offenses	5	0	0	0

Crime in Tennessee 2022

(*) Offenses are counted using the FBI Units of Count for Crime

(**) The 'Arrests' column shows arrests made for incidents during the selected period, regardless of arrest date. Arrest counts for the same period may change over time.

Tennessee Department of Safety - NIBRS Agency Crime Overview - 2022

2022 Population Estimate		N/A	Offenses (*)		Arrests (**)		
			Reported	Cleared	Adult	Juvenile	
Offense Overview			Group A Offenses				
			Crimes Against Persons				
Offense Total	5,074		Murder	0	0	0	0
Number Cleared	3,590		Negligent Manslaughter	0	0	0	0
Percent Cleared	70.75%		Negligent Vehicular Manslaughter	0	0	0	0
Group A Crimes per 100,000 population	N/A		Kidnapping/Abduction	6	6	4	0
			Forcible Rape	0	0	0	0
			Forcible Sodomy	0	0	0	0
			Sexual Assault W/Object	0	0	0	0
			Forcible Fondling	0	0	0	0
Arrest Overview			Incest	0	0	0	0
Total Arrests	7,182		Statutory Rape	0	0	0	0
Adult Arrests	7,030		Aggravated Assault	115	100	42	3
Juvenile Arrests	85		Simple Assault	45	42	21	5
Unknown Age	67		Intimidation	34	33	15	1
Arrests per 100,000 population	N/A		Stalking	0	0	0	0
			Commercial Sex Acts	0	0	0	0
Average number offenses/incident	1.46		Involuntary Servitude	0	0	0	0
			Crimes Against Property				
Domestic Violence Victims			Arson	1	1	0	0
Offense	Reported	Cleared	Bribery	0	0	0	0
Murder	0	0	Burglary	2	1	0	0
Aggravated Assault	14	13	Counterfeiting/Forgery	58	53	28	0
Simple Assault	22	21	Destruction/Damage/Vandalism	74	65	27	1
Intimidation	4	4	Embezzlement	0	0	0	0
Stalking	0	0	Extortion/Blackmail	0	0	0	0
Forcible Rape	0	0	Fraud - False Pretenses	5	4	3	0
Forcible Sodomy	0	0	Fraud - Credit Card/ATM	1	1	0	0
Sexual Assault W/Object	0	0	Fraud - Impersonation	34	33	12	0
Forcible Fondling	0	0	Fraud - Welfare	0	0	0	0
Incest	0	0	Fraud - Wire	0	0	0	0
Statutory Rape	0	0	Fraud - Identity Theft	4	4	3	0
Kidnapping/Abduction	3	3	Fraud - Computer Hacking/Invasion	0	0	0	0
Commercial Sex Acts	0	0	Robbery	0	0	0	0
Involuntary Servitude	0	0	Theft - Pocket-picking	0	0	0	0
Total	43	41	Theft - Purse Snatching	0	0	0	0
			Theft - Shoplifting	1	1	1	0
			Theft From Building	1	0	0	0
Group B Arrests			Theft From Coin Machine	0	0	0	0
Offense	Adult	Juvenile	Theft From Motor Vehicle	5	4	3	0
Bad Checks	0	0	Theft of Motor Vehicle Parts	3	2	1	0
Curfew/Vagrancy	0	0	Theft - All Other Larceny	14	12	4	0
Disorderly Conduct	6	4	Motor Vehicle Theft	79	68	35	11
DUI	4,526	30	Stolen Property Offenses	88	80	50	0
Drunkenness	60	0	Crimes Against Society				
Family-Non Violent	2	0	Animal Cruelty	3	2	1	0
Liquor Law Violations	26	3	Drug/Narcotic Violations	2,746	1,793	1,435	9
Peeping Tom	0	0	Drug/Narcotic Equipment Violations	1,301	859	224	6
Trespass	3	0	Gambling - Betting/Wagering	0	0	0	0
All Other Offenses	289	10	Gambling - Operating/Promoting	0	0	0	0
Total Group B	4,912	47	Gambling - Equipment Violations	0	0	0	0
			Gambling - Sports Tampering	0	0	0	0
			Pornography/Obscene Material	0	0	0	0
			Prostitution	0	0	0	0
			Prostitution Assisting/Promoting	0	0	0	0
			Purchasing Prostitution	0	0	0	0
			Weapon Law Violations	454	426	209	2
			Total Group A Offenses	5,074	3,590	2,118	38

Crime in Tennessee 2022

(*) Offenses are counted using the FBI Units of Count for Crime

(**) The 'Arrests' column shows arrests made for incidents during the selected period, regardless of arrest date. Arrest counts for the same period may change over time.

Tennessee Office of Inspector General - NIBRS Agency Crime Overview - 2022

2022 Population Estimate		N/A	Offenses (*)		Arrests (**)	
Offense Overview			Reported	Cleared	Adult	Juvenile
Offense Total		11	0	0	0	0
Number Cleared		5	0	0	0	0
Percent Cleared		45.45%	0	0	0	0
Group A Crimes per 100,000 population		N/A	0	0	0	0
Arrest Overview			0	0	0	0
Total Arrests		4	0	0	0	0
Adult Arrests		4	0	0	0	0
Juvenile Arrests		0	0	0	0	0
Unknown Age		0	0	0	0	0
Arrests per 100,000 population		N/A	0	0	0	0
Average number offenses/incident		1.10	0	0	0	0
Domestic Violence Victims						
Offense	Reported	Cleared	Crimes Against Property			
Murder	0	0	Arson	0	0	0
Aggravated Assault	0	0	Bribery	0	0	0
Simple Assault	0	0	Burglary	0	0	0
Intimidation	0	0	Counterfeiting/Forgery	0	0	0
Stalking	0	0	Destruction/Damage/Vandalism	0	0	0
Forcible Rape	0	0	Embezzlement	0	0	0
Forcible Sodomy	0	0	Extortion/Blackmail	0	0	0
Sexual Assault W/Object	0	0	Fraud - False Pretenses	0	0	0
Forcible Fondling	0	0	Fraud - Credit Card/ATM	0	0	0
Incest	0	0	Fraud - Impersonation	0	0	0
Statutory Rape	0	0	Fraud - Welfare	10	4	3
Kidnapping/Abduction	0	0	Fraud - Wire	0	0	0
Commercial Sex Acts	0	0	Fraud - Identity Theft	0	0	0
Involuntary Servitude	0	0	Fraud - Computer Hacking/Invasion	0	0	0
Total	0	0	Robbery	0	0	0
			Theft - Pocket-picking	0	0	0
			Theft - Purse Snatching	0	0	0
			Theft - Shoplifting	0	0	0
			Theft From Building	0	0	0
			Theft From Coin Machine	0	0	0
			Theft From Motor Vehicle	0	0	0
			Theft of Motor Vehicle Parts	0	0	0
			Theft - All Other Larceny	0	0	0
			Motor Vehicle Theft	0	0	0
			Stolen Property Offenses	0	0	0
			Crimes Against Society			
			Animal Cruelty	0	0	0
			Drug/Narcotic Violations	1	1	1
			Drug/Narcotic Equipment Violations	0	0	0
			Gambling - Betting/Wagering	0	0	0
			Gambling - Operating/Promoting	0	0	0
			Gambling - Equipment Violations	0	0	0
			Gambling - Sports Tampering	0	0	0
			Pornography/Obscene Material	0	0	0
			Prostitution	0	0	0
			Prostitution Assisting/Promoting	0	0	0
			Purchasing Prostitution	0	0	0
			Weapon Law Violations	0	0	0
			Total Group A Offenses	11	5	4

Crime in Tennessee 2022

(*) Offenses are counted using the FBI Units of Count for Crime

(**) The 'Arrests' column shows arrests made for incidents during the selected period, regardless of arrest date. Arrest counts for the same period may change over time.

Tennessee State Parks - NIBRS Agency Crime Overview - 2022

2022 Population Estimate		N/A	Offenses (*)		Arrests (**)		
			Reported	Cleared	Adult	Juvenile	
Offense Overview			Group A Offenses				
			Crimes Against Persons				
Offense Total	345		Murder	0	0	0	0
Number Cleared	134		Negligent Manslaughter	0	0	0	0
Percent Cleared	38.84%		Negligent Vehicular Manslaughter	0	0	0	0
Group A Crimes per 100,000 population	N/A		Kidnapping/Abduction	0	0	0	0
			Forcible Rape	0	0	0	0
			Forcible Sodomy	0	0	0	0
			Sexual Assault W/Object	0	0	0	0
			Forcible Fondling	0	0	0	0
Arrest Overview			Incest	0	0	0	0
Total Arrests	169		Statutory Rape	0	0	0	0
Adult Arrests	167		Aggravated Assault	10	9	6	0
Juvenile Arrests	2		Simple Assault	17	9	8	0
Unknown Age	0		Intimidation	0	0	0	0
Arrests per 100,000 population	N/A		Stalking	0	0	0	0
			Commercial Sex Acts	0	0	0	0
Average number offenses/incident	1.27		Involuntary Servitude	0	0	0	0
			Crimes Against Property				
Domestic Violence Victims			Arson	0	0	0	0
Offense	Reported	Cleared	Bribery	0	0	0	0
Murder	0	0	Burglary	4	0	0	0
Aggravated Assault	3	3	Counterfeiting/Forgery	0	0	0	0
Simple Assault	10	6	Destruction/Damage/Vandalism	46	7	5	0
Intimidation	0	0	Embezzlement	0	0	0	0
Stalking	0	0	Extortion/Blackmail	0	0	0	0
Forcible Rape	0	0	Fraud - False Pretenses	0	0	0	0
Forcible Sodomy	0	0	Fraud - Credit Card/ATM	0	0	0	0
Sexual Assault W/Object	0	0	Fraud - Impersonation	2	2	1	0
Forcible Fondling	0	0	Fraud - Welfare	0	0	0	0
Incest	0	0	Fraud - Wire	0	0	0	0
Statutory Rape	0	0	Fraud - Identity Theft	0	0	0	0
Kidnapping/Abduction	0	0	Fraud - Computer Hacking/Invasion	0	0	0	0
Commercial Sex Acts	0	0	Robbery	0	0	0	0
Involuntary Servitude	0	0	Theft - Pocket-picking	0	0	0	0
Total	13	9	Theft - Purse Snatching	0	0	0	0
			Theft - Shoplifting	0	0	0	0
Group B Arrests			Theft From Building	9	0	0	0
Offense	Adult	Juvenile	Theft From Coin Machine	0	0	0	0
Bad Checks	0	0	Theft From Motor Vehicle	36	0	0	0
Curfew/Vagrancy	0	0	Theft of Motor Vehicle Parts	8	0	0	0
Disorderly Conduct	1	0	Theft - All Other Larceny	61	3	5	0
DUI	8	0	Motor Vehicle Theft	6	1	1	0
Drunkenness	7	0	Stolen Property Offenses	0	0	0	0
Family-Non Violent	0	0	Crimes Against Society				
Liquor Law Violations	9	0	Animal Cruelty	0	0	0	0
Peeping Tom	0	0	Drug/Narcotic Violations	73	49	51	2
Trespass	35	0	Drug/Narcotic Equipment Violations	57	41	5	0
All Other Offenses	21	0	Gambling - Betting/Wagering	0	0	0	0
Total Group B	81	0	Gambling - Operating/Promoting	0	0	0	0
			Gambling - Equipment Violations	0	0	0	0
			Gambling - Sports Tampering	0	0	0	0
			Pornography/Obscene Material	0	0	0	0
			Prostitution	0	0	0	0
			Prostitution Assisting/Promoting	0	0	0	0
			Purchasing Prostitution	0	0	0	0
			Weapon Law Violations	16	13	4	0
			Total Group A Offenses	345	134	86	2

Crime in Tennessee 2022

(*) Offenses are counted using the FBI Units of Count for Crime

(**) The 'Arrests' column shows arrests made for incidents during the selected period, regardless of arrest date. Arrest counts for the same period may change over time.

TWRA-Crossville - NIBRS Agency Crime Overview - 2022

2022 Population Estimate		N/A	Offenses (*)		Arrests (**)		
			Reported	Cleared	Adult	Juvenile	
Offense Overview			Group A Offenses				
			Crimes Against Persons				
Offense Total	5		Murder	0	0	0	0
Number Cleared	0		Negligent Manslaughter	0	0	0	0
Percent Cleared	0.00%		Negligent Vehicular Manslaughter	0	0	0	0
Group A Crimes per 100,000 population	N/A		Kidnapping/Abduction	0	0	0	0
			Forcible Rape	0	0	0	0
			Forcible Sodomy	0	0	0	0
			Sexual Assault W/Object	0	0	0	0
			Forcible Fondling	0	0	0	0
Arrest Overview			Incest	0	0	0	0
Total Arrests	18		Statutory Rape	0	0	0	0
Adult Arrests	18		Aggravated Assault	0	0	0	0
Juvenile Arrests	0		Simple Assault	0	0	0	0
Unknown Age	0		Intimidation	0	0	0	0
Arrests per 100,000 population	N/A		Stalking	0	0	0	0
			Commercial Sex Acts	0	0	0	0
Average number offenses/incident	1.00		Involuntary Servitude	0	0	0	0
			Crimes Against Property				
Domestic Violence Victims			Arson	0	0	0	0
Offense	Reported	Cleared	Bribery	0	0	0	0
Murder	0	0	Burglary	0	0	0	0
Aggravated Assault	0	0	Counterfeiting/Forgery	0	0	0	0
Simple Assault	0	0	Destruction/Damage/Vandalism	0	0	0	0
Intimidation	0	0	Embezzlement	0	0	0	0
Stalking	0	0	Extortion/Blackmail	0	0	0	0
Forcible Rape	0	0	Fraud - False Pretenses	0	0	0	0
Forcible Sodomy	0	0	Fraud - Credit Card/ATM	0	0	0	0
Sexual Assault W/Object	0	0	Fraud - Impersonation	0	0	0	0
Forcible Fondling	0	0	Fraud - Welfare	0	0	0	0
Incest	0	0	Fraud - Wire	0	0	0	0
Statutory Rape	0	0	Fraud - Identity Theft	0	0	0	0
Kidnapping/Abduction	0	0	Fraud - Computer Hacking/Invasion	0	0	0	0
Commercial Sex Acts	0	0	Robbery	0	0	0	0
Involuntary Servitude	0	0	Theft - Pocket-picking	0	0	0	0
Total	0	0	Theft - Purse Snatching	0	0	0	0
			Theft - Shoplifting	0	0	0	0
			Theft From Building	0	0	0	0
Group B Arrests			Theft From Coin Machine	0	0	0	0
Offense	Adult	Juvenile	Theft From Motor Vehicle	0	0	0	0
Bad Checks	0	0	Theft of Motor Vehicle Parts	0	0	0	0
Curfew/Vagrancy	0	0	Theft - All Other Larceny	0	0	0	0
Disorderly Conduct	0	0	Motor Vehicle Theft	0	0	0	0
DUI	1	0	Stolen Property Offenses	0	0	0	0
Drunkenness	0	0	Crimes Against Society				
Family-Non Violent	0	0	Animal Cruelty	0	0	0	0
Liquor Law Violations	0	0	Drug/Narcotic Violations	5	0	0	0
Peeping Tom	0	0	Drug/Narcotic Equipment Violations	0	0	0	0
Trespass	0	0	Gambling - Betting/Wagering	0	0	0	0
All Other Offenses	17	0	Gambling - Operating/Promoting	0	0	0	0
Total Group B	18	0	Gambling - Equipment Violations	0	0	0	0
			Gambling - Sports Tampering	0	0	0	0
			Pornography/Obscene Material	0	0	0	0
			Prostitution	0	0	0	0
			Prostitution Assisting/Promoting	0	0	0	0
			Purchasing Prostitution	0	0	0	0
			Weapon Law Violations	0	0	0	0
			Total Group A Offenses	5	0	0	0

Crime in Tennessee 2022

(*) Offenses are counted using the FBI Units of Count for Crime

(**) The 'Arrests' column shows arrests made for incidents during the selected period, regardless of arrest date. Arrest counts for the same period may change over time.

TWRA-Jackson - NIBRS Agency Crime Overview - 2022

2022 Population Estimate		N/A	Offenses (*)		Arrests (**)	
Offense Overview			Reported	Cleared	Adult	Juvenile
Group A Offenses						
Crimes Against Persons						
Offense Total	0	Murder	0	0	0	0
Number Cleared	0	Negligent Manslaughter	0	0	0	0
Percent Cleared	0.00%	Negligent Vehicular Manslaughter	0	0	0	0
Group A Crimes per 100,000 population	N/A	Kidnapping/Abduction	0	0	0	0
		Forcible Rape	0	0	0	0
		Forcible Sodomy	0	0	0	0
		Sexual Assault W/Object	0	0	0	0
Arrest Overview		Forcible Fondling	0	0	0	0
Total Arrests	9	Incest	0	0	0	0
Adult Arrests	9	Statutory Rape	0	0	0	0
Juvenile Arrests	0	Aggravated Assault	0	0	0	0
Unknown Age	0	Simple Assault	0	0	0	0
Arrests per 100,000 population	N/A	Intimidation	0	0	0	0
		Stalking	0	0	0	0
		Commercial Sex Acts	0	0	0	0
Average number offenses/incident	0.00	Involuntary Servitude	0	0	0	0
Domestic Violence Victims		Crimes Against Property				
Offense	Reported	Cleared	Arson	0	0	0
Murder	0	0	Bribery	0	0	0
Aggravated Assault	0	0	Burglary	0	0	0
Simple Assault	0	0	Counterfeiting/Forgery	0	0	0
Intimidation	0	0	Destruction/Damage/Vandalism	0	0	0
Stalking	0	0	Embezzlement	0	0	0
Forcible Rape	0	0	Extortion/Blackmail	0	0	0
Forcible Sodomy	0	0	Fraud - False Pretenses	0	0	0
Sexual Assault W/Object	0	0	Fraud - Credit Card/ATM	0	0	0
Forcible Fondling	0	0	Fraud - Impersonation	0	0	0
Incest	0	0	Fraud - Welfare	0	0	0
Statutory Rape	0	0	Fraud - Wire	0	0	0
Kidnapping/Abduction	0	0	Fraud - Identity Theft	0	0	0
Commercial Sex Acts	0	0	Fraud - Computer Hacking/Invasion	0	0	0
Involuntary Servitude	0	0	Robbery	0	0	0
Total	0	0	Theft - Pocket-picking	0	0	0
			Theft - Purse Snatching	0	0	0
			Theft - Shoplifting	0	0	0
			Theft From Building	0	0	0
Group B Arrests			Theft From Coin Machine	0	0	0
Offense	Adult	Juvenile	Theft From Motor Vehicle	0	0	0
Bad Checks	0	0	Theft of Motor Vehicle Parts	0	0	0
Curfew/Vagrancy	0	0	Theft - All Other Larceny	0	0	0
Disorderly Conduct	0	0	Motor Vehicle Theft	0	0	0
DUI	0	0	Stolen Property Offenses	0	0	0
Drunkenness	0	0	Crimes Against Society			
Family-Non Violent	0	0	Animal Cruelty	0	0	0
Liquor Law Violations	0	0	Drug/Narcotic Violations	0	0	0
Peeping Tom	0	0	Drug/Narcotic Equipment Violations	0	0	0
Trespass	0	0	Gambling - Betting/Wagering	0	0	0
All Other Offenses	9	0	Gambling - Operating/Promoting	0	0	0
Total Group B	9	0	Gambling - Equipment Violations	0	0	0
			Gambling - Sports Tampering	0	0	0
			Pornography/Obscene Material	0	0	0
			Prostitution	0	0	0
			Prostitution Assisting/Promoting	0	0	0
			Purchasing Prostitution	0	0	0
			Weapon Law Violations	0	0	0
			Total Group A Offenses	0	0	0

Crime in Tennessee 2022

(*) Offenses are counted using the FBI Units of Count for Crime

(**) The 'Arrests' column shows arrests made for incidents during the selected period, regardless of arrest date. Arrest counts for the same period may change over time.

TWRA-Morristown - NIBRS Agency Crime Overview - 2022

2022 Population Estimate		N/A	Offenses (*)		Arrests (**)		
			Reported	Cleared	Adult	Juvenile	
Offense Overview			Group A Offenses				
			Crimes Against Persons				
Offense Total	4		Murder	0	0	0	0
Number Cleared	0		Negligent Manslaughter	0	0	0	0
Percent Cleared	0.00%		Negligent Vehicular Manslaughter	0	0	0	0
Group A Crimes per 100,000 population	N/A		Kidnapping/Abduction	0	0	0	0
			Forcible Rape	0	0	0	0
			Forcible Sodomy	0	0	0	0
			Sexual Assault W/Object	0	0	0	0
			Forcible Fondling	0	0	0	0
Arrest Overview			Incest	0	0	0	0
Total Arrests	19		Statutory Rape	0	0	0	0
Adult Arrests	19		Aggravated Assault	0	0	0	0
Juvenile Arrests	0		Simple Assault	0	0	0	0
Unknown Age	0		Intimidation	0	0	0	0
Arrests per 100,000 population	N/A		Stalking	0	0	0	0
			Commercial Sex Acts	0	0	0	0
Average number offenses/incident	1.33		Involuntary Servitude	0	0	0	0
			Crimes Against Property				
Domestic Violence Victims			Arson	0	0	0	0
Offense	Reported	Cleared	Bribery	0	0	0	0
Murder	0	0	Burglary	0	0	0	0
Aggravated Assault	0	0	Counterfeiting/Forgery	0	0	0	0
Simple Assault	0	0	Destruction/Damage/Vandalism	0	0	0	0
Intimidation	0	0	Embezzlement	0	0	0	0
Stalking	0	0	Extortion/Blackmail	0	0	0	0
Forcible Rape	0	0	Fraud - False Pretenses	0	0	0	0
Forcible Sodomy	0	0	Fraud - Credit Card/ATM	0	0	0	0
Sexual Assault W/Object	0	0	Fraud - Impersonation	0	0	0	0
Forcible Fondling	0	0	Fraud - Welfare	0	0	0	0
Incest	0	0	Fraud - Wire	0	0	0	0
Statutory Rape	0	0	Fraud - Identity Theft	0	0	0	0
Kidnapping/Abduction	0	0	Fraud - Computer Hacking/Invasion	0	0	0	0
Commercial Sex Acts	0	0	Robbery	0	0	0	0
Involuntary Servitude	0	0	Theft - Pocket-picking	0	0	0	0
Total	0	0	Theft - Purse Snatching	0	0	0	0
			Theft - Shoplifting	0	0	0	0
			Theft From Building	0	0	0	0
Group B Arrests			Theft From Coin Machine	0	0	0	0
Offense	Adult	Juvenile	Theft From Motor Vehicle	0	0	0	0
Bad Checks	0	0	Theft of Motor Vehicle Parts	0	0	0	0
Curfew/Vagrancy	0	0	Theft - All Other Larceny	0	0	0	0
Disorderly Conduct	0	0	Motor Vehicle Theft	0	0	0	0
DUI	4	0	Stolen Property Offenses	0	0	0	0
Drunkenness	0	0	Crimes Against Society				
Family-Non Violent	0	0	Animal Cruelty	0	0	0	0
Liquor Law Violations	0	0	Drug/Narcotic Violations	3	0	0	0
Peeping Tom	0	0	Drug/Narcotic Equipment Violations	1	0	0	0
Trespass	0	0	Gambling - Betting/Wagering	0	0	0	0
All Other Offenses	15	0	Gambling - Operating/Promoting	0	0	0	0
Total Group B	19	0	Gambling - Equipment Violations	0	0	0	0
			Gambling - Sports Tampering	0	0	0	0
			Pornography/Obscene Material	0	0	0	0
			Prostitution	0	0	0	0
			Prostitution Assisting/Promoting	0	0	0	0
			Purchasing Prostitution	0	0	0	0
			Weapon Law Violations	0	0	0	0
			Total Group A Offenses	4	0	0	0

Crime in Tennessee 2022

(*) Offenses are counted using the FBI Units of Count for Crime

(**) The 'Arrests' column shows arrests made for incidents during the selected period, regardless of arrest date. Arrest counts for the same period may change over time.

TWRA-Nashville - NIBRS Agency Crime Overview - 2022

2022 Population Estimate		N/A	Offenses (*)		Arrests (**)		
			Reported	Cleared	Adult	Juvenile	
Offense Overview			Group A Offenses				
			Crimes Against Persons				
Offense Total	27		Murder	0	0	0	0
Number Cleared	0		Negligent Manslaughter	0	0	0	0
Percent Cleared	0.00%		Negligent Vehicular Manslaughter	0	0	0	0
Group A Crimes per 100,000 population	N/A		Kidnapping/Abduction	0	0	0	0
			Forcible Rape	0	0	0	0
			Forcible Sodomy	0	0	0	0
			Sexual Assault W/Object	0	0	0	0
Arrest Overview			Forcible Fondling	0	0	0	0
Total Arrests	32		Incest	0	0	0	0
Adult Arrests	32		Statutory Rape	0	0	0	0
Juvenile Arrests	0		Aggravated Assault	0	0	0	0
Unknown Age	0		Simple Assault	0	0	0	0
Arrests per 100,000 population	N/A		Intimidation	0	0	0	0
			Stalking	0	0	0	0
			Commercial Sex Acts	0	0	0	0
Average number offenses/incident	1.00		Involuntary Servitude	0	0	0	0
			Crimes Against Property				
Domestic Violence Victims			Arson	0	0	0	0
Offense	Reported	Cleared	Bribery	0	0	0	0
Murder	0	0	Burglary	0	0	0	0
Aggravated Assault	0	0	Counterfeiting/Forgery	0	0	0	0
Simple Assault	0	0	Destruction/Damage/Vandalism	0	0	0	0
Intimidation	0	0	Embezzlement	0	0	0	0
Stalking	0	0	Extortion/Blackmail	0	0	0	0
Forcible Rape	0	0	Fraud - False Pretenses	0	0	0	0
Forcible Sodomy	0	0	Fraud - Credit Card/ATM	0	0	0	0
Sexual Assault W/Object	0	0	Fraud - Impersonation	0	0	0	0
Forcible Fondling	0	0	Fraud - Welfare	0	0	0	0
Incest	0	0	Fraud - Wire	0	0	0	0
Statutory Rape	0	0	Fraud - Identity Theft	0	0	0	0
Kidnapping/Abduction	0	0	Fraud - Computer Hacking/Invasion	0	0	0	0
Commercial Sex Acts	0	0	Robbery	0	0	0	0
Involuntary Servitude	0	0	Theft - Pocket-picking	0	0	0	0
Total	0	0	Theft - Purse Snatching	0	0	0	0
			Theft - Shoplifting	0	0	0	0
			Theft From Building	0	0	0	0
Group B Arrests			Theft From Coin Machine	0	0	0	0
Offense	Adult	Juvenile	Theft From Motor Vehicle	0	0	0	0
Bad Checks	0	0	Theft of Motor Vehicle Parts	0	0	0	0
Curfew/Vagrancy	0	0	Theft - All Other Larceny	0	0	0	0
Disorderly Conduct	1	0	Motor Vehicle Theft	0	0	0	0
DUI	0	0	Stolen Property Offenses	0	0	0	0
Drunkenness	2	0	Crimes Against Society				
Family-Non Violent	0	0	Animal Cruelty	0	0	0	0
Liquor Law Violations	0	0	Drug/Narcotic Violations	25	0	0	0
Peeping Tom	0	0	Drug/Narcotic Equipment Violations	2	0	0	0
Trespass	0	0	Gambling - Betting/Wagering	0	0	0	0
All Other Offenses	29	0	Gambling - Operating/Promoting	0	0	0	0
Total Group B	32	0	Gambling - Equipment Violations	0	0	0	0
			Gambling - Sports Tampering	0	0	0	0
			Pornography/Obscene Material	0	0	0	0
			Prostitution	0	0	0	0
			Prostitution Assisting/Promoting	0	0	0	0
			Purchasing Prostitution	0	0	0	0
			Weapon Law Violations	0	0	0	0
			Total Group A Offenses	27	0	0	0

Crime in Tennessee 2022

(*) Offenses are counted using the FBI Units of Count for Crime

(**) The 'Arrests' column shows arrests made for incidents during the selected period, regardless of arrest date. Arrest counts for the same period may change over time.

TIBRS Group A

Offense Definitions

Animal Cruelty – Intentionally, knowingly, or recklessly taking an action that mistreats or kills any animal without just cause, such as torturing, tormenting, mutilation, maiming, poisoning, or abandonment. Included are instances of duty to provide care, e.g., shelter, food, water, care if sick or injured; transporting or confining an animal in a manner likely to cause injury or death; causing an animal to fight with another; inflicting excessive or repeated unnecessary pain or suffering, e.g., uses objects to beat or injure an animal. This definition does not include proper maintenance of animals for show or sport; use of animals for food, lawful hunting, fishing or trapping.

Arson – To unlawfully and intentionally damage, or attempt to damage, any real or personal property by fire or incendiary device.

Assault Offenses – An unlawful attack by one person on another.

Aggravated Assault – An unlawful attack by one person upon another wherein the offender uses a weapon or displays it in a threatening manner, or the victim suffers obvious severe or aggravated bodily injury involving apparent broken bones, loss of teeth, possible internal injury, severe laceration or loss of consciousness.

Simple Assault – An unlawful physical attack by one person upon another where neither the offender displays a weapon, nor the victim suffers obvious severe or aggravated bodily injury involving apparent broken bones, loss of teeth, possible internal injury, severe laceration or loss of consciousness.

Intimidation – To unlawfully place another person in reasonable fear of bodily harm through the use of threatening words and/or other conduct, but without displaying a weapon or subjecting the victim to actual physical attack.

Stalking – To intentionally and repeatedly follow or harass another person in such a manner as would cause that person to be in reasonable fear of being assaulted, suffering bodily injury or death.

Bribery – The offering, giving, receiving or soliciting of anything of value (i.e., a bribe, gratuity or kickback) to sway the judgment or action of a person in a position of trust or influence.

Burglary/Breaking and Entering – The unlawful entry into a building or other structure with the intent to commit a felony or a theft.

Counterfeiting/Forgery – The altering, copying or imitation of something, without authority or right, with the intent to deceive or defraud by passing the copy or thing altered or imitated as that which is original or genuine; or the selling, buying or possession of an altered, copied or imitated thing with the intent to deceive or defraud.

Destruction/Damage/Vandalism of Property – To willfully or maliciously destroy, damage, deface or otherwise injure real or personal property without the consent of the owner or the person having custody or control of it.

Drug/Narcotic Offenses – The violation of laws prohibiting the production, distribution, and/or use of certain controlled substances and the equipment or devices utilized in their preparation and/or use.

Drug/Narcotic Violations – The unlawful cultivation, manufacture, distribution, sale, purchase, use, possession, transportation or importation of any controlled drug or narcotic substance.

Drug Equipment Violations – The unlawful manufacture, sale, purchase, possession or transportation of equipment or devices utilized in preparing and/or using drugs or narcotics.

Embezzlement – The unlawful misappropriation by an offender to his/her own use or purpose of money, property, or some other thing of value entrusted to his/her care, custody or control.

Extortion/Blackmail – To unlawfully obtain money, property, or any other thing of value, either tangible or intangible, through the use or threat of force, misuse of authority, threat of criminal prosecution, threat of destruction of reputation or social standing or through other coercive means.

Fraud Offenses – The intentional perversion of the truth for the purpose of inducing another person or other entity in reliance upon it to part with something of value or surrender a legal right.

False Pretenses/Swindle/Confidence Game – The intentional misrepresentation of existing facts or conditions, or the use of some other deceptive scheme or device to obtain money, goods, or other things of value.

Credit Card/Automatic Teller Machine Fraud – The unlawful use of a credit or debit card or automatic teller machine for fraudulent purposes.

Impersonation – Falsely representing one's identity or position, and acting in the character or position thus unlawfully assumed, to deceive others and thereby gain a profit or advantage, enjoy some right or privilege, or subject another person or entity to an expense, charge, or liability which would not have otherwise been incurred.

Welfare Fraud – The use of deceitful statements, practices or devices to unlawfully obtain welfare benefits.

Wire Fraud – The use of an electric or electronic communications facility to intentionally transmit a false and/or deceptive message in furtherance of a fraudulent activity.

Identity Theft – Wrongfully obtaining and using another person's personal data (e.g., name, date of birth, Social Security number, driver's license number, credit card number).

Computer Hacking/Invasion – Wrongfully gaining access to another person's or institution's computer software, hardware, or networks without authorized permissions or security clearances.

Gambling Offenses – To unlawfully bet or wager money or something else of value; assist, promote or operate a game of chance for money or some other stake; possess or transmit wagering information; manufacture, sell, purchase, possess or transport gambling equipment, devices or goods; or tamper with the outcome of a sporting event or contest to gain a gambling advantage.

Betting/Wagering – To unlawfully stake money or something else of value on the happening of an uncertain event or on the ascertainment of a fact in dispute.

Operating/Promoting/Assisting Gambling – To unlawfully operate, promote or assist in the operation of a game of chance, lottery or other gambling activity.

Gambling Equipment Violations – To unlawfully manufacture, sell, buy, possess or transport equipment, devices and/or goods used for gambling purposes.

Sports Tampering – To unlawfully alter, meddle in or otherwise interfere with a sporting contest or event for the purpose of gaining a gambling advantage.

Homicide Offenses

Murder and Nonnegligent Manslaughter – The willful (nonnegligent) killing of one human being by another.

Negligent Manslaughter – The killing of another person through negligence.

Justifiable Homicide – The killing of a perpetrator of a serious criminal offense by a peace officer in the line of duty; or the killing, during the commission of a serious criminal offense, of the perpetrator by a private individual.

** Justifiable homicide is not an actual offense, is not considered a crime and is not included in an agency's crime counts.*

Negligent Vehicular Manslaughter – The negligent killing of another person by the driver of a motor vehicle while under the influence of alcohol and/or drugs. Not included in this category are deaths of persons due to their own negligence; accidental deaths resulting from non-alcohol or drug related negligence (i.e. distracted driving such as tuning a car radio, talking on a phone, texting, etc.); and other accidental traffic fatalities. Victims in this category may include people inside or outside of the offender's vehicle (passengers, pedestrians, bicyclists, etc.).

Human Trafficking Offenses

Commercial Sex Acts – Inducing a person by force, fraud, or coercion to participate in commercial sex acts, or in which the person induced to perform such act(s) has not attained 18 years of age.

Involuntary Servitude – The obtaining of a person(s) through recruitment, harboring, transportation, or provision, and subjecting such person(s) by force, fraud, or coercion into involuntary servitude, peonage, debt bondage, or slavery (not to include commercial sex acts).

Kidnapping/Abduction – The unlawful seizure, transportation, and/or detention of a person against his/her will, or of a minor without the consent of his/her custodial parent(s) or legal guardian.

Larceny/Theft Offenses – The unlawful taking, carrying, leading or riding away of property from the possession, or constructive possession, of another person.

Pocket-Picking – The theft of articles from another person’s physical possession by stealth where the victim does not become immediately aware of the theft.

Purse Snatching – The grabbing or snatching of a purse, handbag, etc., from the physical possession of another person.

Shoplifting – The theft, by someone other than an employee of the victim, of goods or merchandise exposed for sale.

Theft from Building – A theft from within a building which is either open to the general public or of which the offender has legal access.

Theft from Coin-Operated Machine or Device – A theft from a machine or device which is operated or activated by the use of coins.

Theft from Motor Vehicle – The theft of articles from a motor vehicle, whether locked or unlocked.

Theft of Motor Vehicle Parts or Accessories – The theft of any part or accessory affixed to the interior or exterior of a motor vehicle in a manner which would make the item an attachment of the vehicle or necessary for its operation.

All Other Larceny – All thefts which do not fit any of the definitions of the specific subcategories of Larceny/Theft listed above.

Motor Vehicle Theft – The theft of a motor vehicle.

Pornography/Obscene Material – The violation of laws or ordinances prohibiting the manufacture, publishing, sale, purchase or possession of sexually explicit material, e.g., literature, photographs, etc.

Prostitution Offenses

Prostitution – To unlawfully engage in sexual relations for profit.

Assisting or Promoting Prostitution – To solicit customers or transport persons for prostitution purposes; to own, manage or operate a dwelling or other establishment for the purpose of providing a place where prostitution is performed; or to otherwise assist or promote prostitution.

Purchasing Prostitution – To purchase, or trade, anything of value for commercial sex acts.

Robbery – The taking, or attempting to take, anything of value under confrontational circumstances from the control, custody or care of another person by force or threat of force or violence, and/or by putting the victim in fear of immediate harm.

Sex Offenses, Forcible – Any sexual act directed against another person, forcibly and/or against that person’s will; or not forcibly or against the person’s will where the victim is incapable of giving consent.

Rape – The carnal knowledge of a person, forcibly and/or against that person's will; or not forcibly or against the person's will where the victim is incapable of giving consent because of his/her youth or because of his/her temporary or permanent mental or physical incapacity.

Sodomy – Oral or anal sexual intercourse with another person, forcibly and/or against that person's will; or not forcibly or against the person's will where the victim is incapable of giving consent because of his/her youth or because of his/her temporary or permanent mental or physical incapacity.

Sexual Assault With An Object – To use an object or instrument to unlawfully penetrate, however slightly, the genital or anal opening of the body of another person, forcibly and/or against that person's will; or not forcibly or against the person's will where the victim is incapable of giving consent because of his/her youth or his/her temporary or permanent mental or physical incapacity.

Fondling – The touching of the private body parts of another person for the purpose of sexual gratification, forcibly and/or against that person's will; or not forcibly or against the person's will where the victim is incapable of giving consent because of his/her youth or because of his/her temporary or permanent mental or physical incapacity.

Sex Offenses, Nonforcible – Unlawful, Nonforcible sexual intercourse.

Incest – Nonforcible sexual intercourse between persons who are related to each other within the degrees wherein marriage is prohibited by law.

Statutory Rape – Nonforcible sexual intercourse with a person who is under the statutory age of consent.

Note: By Tennessee Statute the victim must be between ages 13-17 and the offender must be at least four years older for an offense to be classified as Statutory Rape.

Stolen Property Offense – Receiving, buying, selling, possessing, concealing or transporting any property with the knowledge that it has been unlawfully taken, as by burglary, embezzlement, fraud, larceny, robbery, etc.

Weapon Law Violations – The violation of laws or ordinances prohibiting the manufacture, sale, purchase, transportation, possession, concealment or use of firearms, cutting instruments, explosives, incendiary devices or other deadly weapons. This category includes violations such as the manufacture, sale or possession of deadly weapons; carrying deadly weapons, concealed or openly; using, manufacturing, etc., silencers; and furnishing deadly weapons to minors.

TIBRS Group B Offense Definitions

There are ten Group B offense categories and they encompass all of the crimes which are not Group A offenses, with the exception of most traffic offenses which TIBRS does not collect information on.

Bad Checks – Knowingly and intentionally writing and/or negotiating checks drawn against insufficient or nonexistent funds.

Curfew/Loitering/Vagrancy Violations – The violation of a court order, regulation, ordinance or law requiring the withdrawal of persons from the streets or other specified areas; prohibiting persons from remaining in an area or place in an idle or aimless manner; or prohibiting persons from going from place to place without visible means of support.

Disorderly Conduct – Any behavior that tends to disturb the public peace or decorum, scandalize the community or shock the public sense of morality.

Driving Under the Influence – Driving or operating a motor vehicle or common carrier while mentally or physically impaired as the result of consuming an alcoholic beverage or using a drug or narcotic.

Drunkenness – To drink alcoholic beverages to the extent that one's mental faculties and physical coordination are substantially impaired.

Family Offense, Nonviolent – Unlawful, nonviolent acts by a family member (or legal guardian) which threaten the physical, mental or economic well-being or morals of another family member and which are not classifiable as other offenses, such as Assault, Incest, Statutory Rape, etc.

Liquor Law Violations – The violation of laws or ordinances prohibiting the manufacture, sale, purchase, transportation, possession or use of alcoholic beverages.

Peeping Tom – To secretly look through a window, doorway, keyhole or other aperture for the purpose of voyeurism.

Trespass of Real Property – To unlawfully enter land, a dwelling or other real property.

All Other Offenses – All crimes which are not Group A offenses and not included in one of the specifically named Group B crime categories listed above.

Includes: Contempt of Court, Failure to Appear, Violation of Probation / Parole.

Glossary of Terms and Definitions

Bias Motivation	Data element collecting hate or bias motivated crime information.
CJIS	Criminal Justice Information Services
CSC	Criminal Justice Information System (CJIS) Support Center – TBI unit responsible for day to day operations of Tennessee Incident Based Reporting System Program.
Element	A component or part of any given criminal incident.
Exceptional Clearance	An incident is cleared by exceptional means when circumstances beyond law enforcement control prevents a physical arrest. The offender is known as is his/her location.
FBI	Federal Bureau of Investigation
Group A Offense	Twenty-four classification of crime categories comprised of 54 separate criminal offenses.
Group B Offense	Ten classifications of activities that violate state statutes or local ordinances that are reported to TIBRS when an arrest is made.
Incident	An incident is defined as all offenses committed by one or more offenders acting in concert and occurring at the same time and place.
Incident Number	A number used to uniquely identify an incident at a reporting agency.
LEOKA	Law Enforcement Officer Killed or Assaulted – a national program that collects information on any incidents involving an assault or killing of a law enforcement official.
Multiple Arrest Indicator	A field used if investigation determines that the current arrestee committed other unsolved crimes and will be charged with those crimes.
NIBRS	National Incident Based Reporting System – the FBI’s system to collect crime statistics information in an incident-based format.
Offense	Criminal Activity that has been identified and reported to TIBRS in the established format.
ORI Number	A 9-character number used as an agency identifier assigned by the FBI.
RAC	Reporting Agency Coordinator – the person designated to be the local agency contact for the TIBRS program.

Glossary of Terms and Definitions (continued)

Summary System	A system of reporting eight index crimes to the FBI's Uniform Crime Reporting system. The system collects information in the aggregate or summary format instead of incident based. Only the most serious crime in an incident is reported.
TBI	Tennessee Bureau of Investigation
TIBRS	Tennessee Incident Based Reporting System – the state system for collection of crime statistics information in an incident-based format.
TCA	Tennessee Code Annotated
UCR	Uniform Crime Reporting – the national system for collection of crime statistics based upon standard offense definitions.

Units of Count – Offense

The units of count principles are based upon FBI practices and conform to national standards for counting offenses.

Crimes Against Persons – Homicide, Assaults, Sex Offenses (forcible and non-forcible), Kidnapping, Human Trafficking. Each victim equals one offense. Example – an incident involving an aggravated assault with two victims will be counted as two aggravated assaults.

Crimes Against Property – Each offense counts as one occurrence with the exception of Motor Vehicle Theft which is the count of the number of vehicles stolen.

Crimes Against Society – Each offense counts as one occurrence. Example – one drug narcotic violation counts as one offense.

Units of Count – Clearances

The units of count for clearances are based upon FBI practices and conform to national standards for counting clearances. Example – one arrest or exceptional clearance will clear all offenses in the incident.

Updated statistics may be found at <https://crimeinsight.tbi.tn.gov/>



Tennessee Bureau of Investigation, July 2023. Publication Authorization Number 348141, electronic copies only. This publication was promulgated at a cost of \$0.00 per copy.